



# **THIS PRICE LIST SUPERSEDES AND CANCELS ALL PREVIOUS PRICE LISTS. PRICES SHOWN ARE SUBJECT TO CHANGE WITHOUT NOTICE.**

## **World Headquarters, Administrative Offices and Manufacturing Center**

PDQ Manufacturing  
2754 Creek Hill Road  
Leola, PA 17540 USA

## **Placing Orders**

You can place your orders with PDQ Manufacturing using the email or fax numbers below: Email:

orders:@pdqlocks.com or FAX: 717-656-6892

## **Product and Technical Support**

800-441-9692

## **Regional Distribution Centers**

Leola, PA, Kansas City, MO, Salt Lake City, UT, Auburn, WA.

## **International Design, Sales and Distribution Centers**

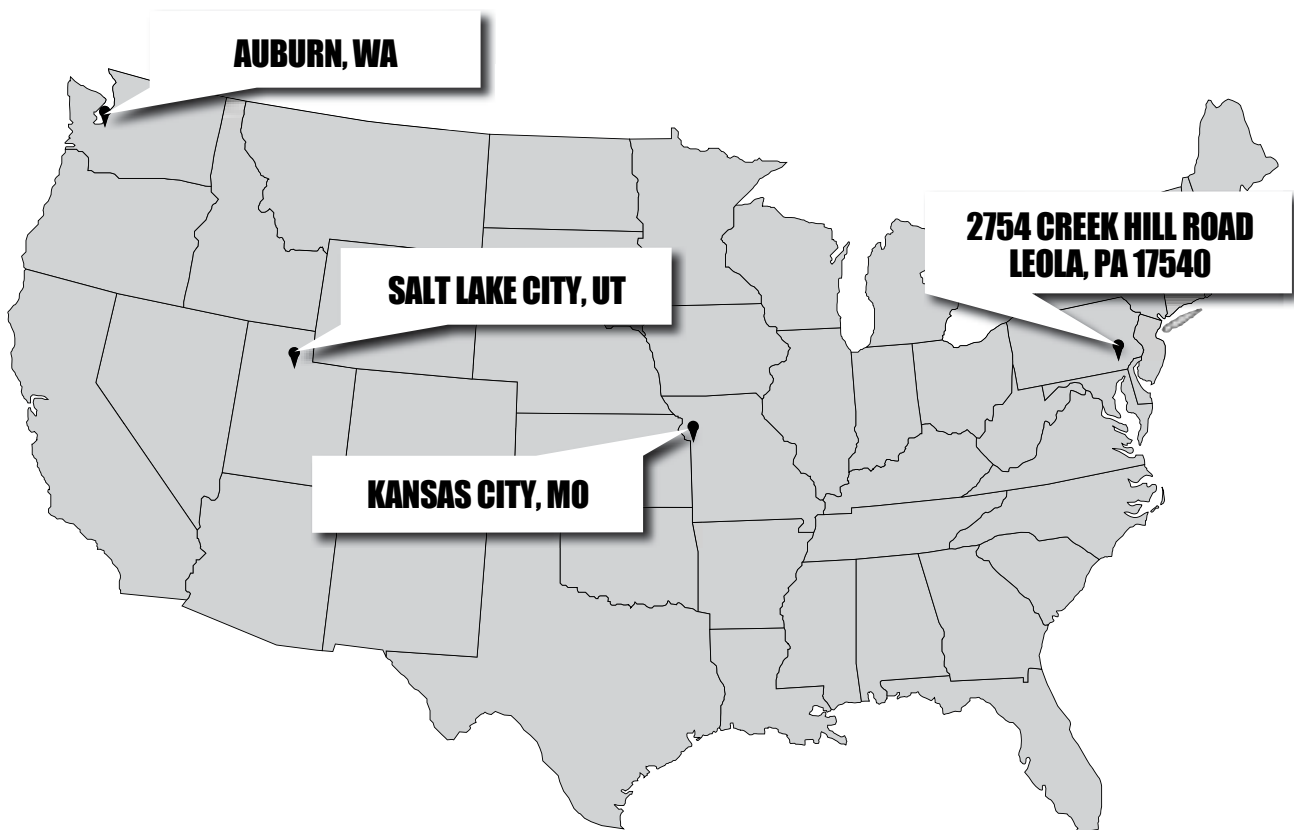
Milan, Italy  
Abu Dhabi, United Arab Emirates

## **Customer Service**

Our Customer Service team is available to answer questions or provide any assistance you may need. You can reach them at 800-441-9692

## **Quotation and Cross Reference Requests**

PDQ provides complete project quotation and cross reference services. Contact Tom Massey at: 717-656-5335 or email: [tommassey@pdqlocks.com](mailto:tommassey@pdqlocks.com)



**Our Four Distribution Centers are ideally located to provide quick delivery throughout the entire United States. Priority Quickship items will ship same day or next day after the order is received. Contact your sales representative or PDQ Customer Service for more information.**

# PDQ ORDER FORM

Customer Purchase Order Number		Ship Via	Date	
Name		Ship To		Order Number
City				Customer Account Number
State	Zip			Customer Signature
Job Name		Mark Shipment		

ITEM	QTY	MODEL DESCRIPTION OR ITEM NUMBER	EXTENDED DESCRIPTION	PRICE

SPECIAL INSTRUCTIONS
----------------------

**EMAIL TO: ORDERS@PDQLOCKS.COM OR FAX TO: 717-656-6892**



Headquarters: 2754 Creek Hill Road • Leola, PA 17540  
 800.441.9692 • 717.656.6892 Fax  
 Regional Distribution Centers: Kansas City, MO,  
 Salt Lake City, UT, Seattle, WA  
[www.pdqlocks.com](http://www.pdqlocks.com)



THIS PAGE LEFT BLANK INTENTIONALLY

# TABLE OF CONTENTS

## GENERAL

### PAGE NUMBER

TERMS & CONDITIONS .....	2
LIMITED WARRANTY .....	3
FINISHES & HANDING CHART .....	4
MASTER KEY SYSTEM PLANNING FORM & KEYING SCHEDULE .....	6-8

## LOCKS

<b>MR</b> SERIES MORTISE .....	9
F TRIM .....	17
J TRIM .....	20
J WIDE TRIM .....	22
<b>MJ</b> MORTISE DEADBOLT .....	33
<b>TJ</b> TUBULAR SERIES .....	37
<b>XGT</b> GRADE 1 SPIRIT SERIES CYLINDRICAL .....	41
<b>GT</b> GRADE 1 SPIRIT SERIES CYLINDRICAL .....	51
<b>SX</b> GRADE 1 SERIES CYLINDRICAL .....	63
<b>GP</b> GRADE 2 SPIRIT SERIES CYLINDRICAL .....	69
<b>SD</b> GRADE 2 SERIES CYLINDRICAL .....	77
<b>SV</b> GRADE 2 SERIES CYLINDRICAL .....	85
<b>CL</b> GRADE 2 SERIES INTER-CONNECTED .....	91
<b>SR</b> GRADE 3 SERIES CYLINDRICAL .....	99
<b>KT</b> SERIES DEADBOLTS .....	105
<b>KM</b> SERIES DEADBOLTS .....	109
<b>KV</b> SERIES DEADBOLTS .....	115
<b>HIGH SECURITY CYLINDERS &amp; CORES</b> .....	121
<b>CYLINDERS, CORES, CAMS, KEYING SYSTEMS, KEYS AND MISC. PARTS</b> .....	122

## DOOR CLOSERS

<b>7100</b> SERIES .....	129
<b>5300/5500</b> SERIES .....	135
<b>5100</b> SERIES .....	141
<b>3100</b> SERIES .....	147
<b>SCS</b> SPRING CUSHION STOP .....	153

## EXIT DEVICES

<b>QUICK REFERENCE GUIDE</b> .....	154
<b>6200</b> SERIES WIDE SITLE ARCHITECTURAL .....	155-192
<b>6202</b> SERIES NARROW STILE ARCHITECTURAL .....	193-210
<b>4200</b> SERIES COMMERCIAL .....	211-224
<b>9200</b> SERIES MULLIONS .....	225

## HINGES, FLAT GOODS AND DISPLAYS, SLIDING DOOR HARDWARE

<b>FLAT GOODS</b> .....	227
<b>HINGES</b> .....	247
<b>SLIDING DOOR HARDWARE</b> .....	253

## ELECTRONIC ACCESS CONTROL

<b>MR</b> SERIES MORTISE LOCKS - MOTORIZED LOCKING/UNLOCKING (FAIL SECURE/FAIL SAFE) .....	27, 256
<b>GT</b> SERIES CYLINDRICAL LOCKS - ELECTRONIC LOCKING/UNLOCKING (FAIL SECURE/FAIL SAFE) .....	59, 258
<b>EXIT DEVICES - ALARMS, MONITORING SWITCHES, MOTORIZED LATCH RETRACTION, LATCH BOLT MONITORING</b> .....	173-174
<b>EXIT DEVICE TRIM - STAND ALONE ELECTRONIC LOCKING TRIM</b> .....	183-185
<b>EXIT DEVICE TRIM - MOTORIZED LOCKING/UNLOCKING (FAIL SECURE/FAIL SAFE)</b> .....	186-188
<b>ELECTRIC STRIKES</b> .....	259
<b>POWER SUPPLIES, SWITCHES, PUSH BUTTONS</b> .....	261
<b>ELECTRIFIED HINGES</b> .....	250, 262

## DISPLAYS

<b>DISP</b> DISPLAYS .....	263
----------------------------	-----

WEIGHT CHART .....	265
--------------------	-----

# TERMS & CONDITIONS

## PRICES

All prices are subject to change without notice. All prices are per unit (each) unless otherwise specified and do not include freight.

## ERRORS AND OMISSIONS

While PDQ Manufacturing makes every effort to provide an accurate price list, we are not responsible for errors and/or omissions that may appear. Customers will be invoiced the actual and true price on all orders.

## CREDIT TERMS

Standard credit terms are 1% 10 days net 30. Net 30 days payment must be received by PDQ on or before 30 days from the date of the invoice. Interest will be charged at the rate of 1-1/2% per month on past due accounts. A \$25.00 fee will be charged for all returned payments.

## ACCEPTANCE OF ORDERS

Possession of prices from PDQ Manufacturing does not commit PDQ to accept any order. PDQ Industries reserves the right to refuse any order or request for quotation and will not be bound to fill any order until it has been accepted by a representative of PDQ and confirmed by a written acknowledgment. Quotations are valid for the period stated on the official quotation request form. Orders must be submitted in writing.

## ACKNOWLEDGMENTS

An Acknowledgment is an exact copy of a customer's order as entered by PDQ and should be verified by the customer. If the Acknowledgment does not agree with customer's understanding, PDQ should be advised within three (3) days or the order will be billed as acknowledged. PDQ Manufacturing's sales terms shall apply irrespective of any special stipulation appearing in customer orders, unless specifically acknowledged and accepted by PDQ Manufacturing, Inc. Estimates of delivery are made by PDQ Manufacturing in good faith and are not guaranteed. PDQ Manufacturing does not assume responsibility for delay in deliveries.

## PRODUCT WILL CALL ORDERS

Product Will Call orders shall be picked-up within 3 working dates from the available date shown on the acknowledgment. Orders not picked-up after the 3 days shall be subject to cancellation charges.

## PRODUCT RETURN

Products may not be returned unless customer receives written authorization from PDQ. If the return is authorized by PDQ a Return Goods Authorization (RGA) number will be issued to the customer. Products returned must have the RGA number clearly marked on the outside of the box and reach PDQ within 45 days from the date RGA is issued. All documentation and RGA number must accompany the return along with the original invoice number and an explanation why the material is being returned so that PDQ may inspect the material in question. Only material that has been in customer's inventory for less than 60 days from the invoice date, is current standard, non-obsolete and not specially manufactured, unused and in their original condition and original packaging will be considered for return. Master keyed items cannot be returned for credit. If the product is accepted for a return there will be minimum 35% processing charge of the net material value on the original invoice, less freight and cash discounts. Full credit against future purchases or replacements will be made at the option of PDQ. Care must be taken to package all returns to ensure that they are not damaged in shipment. PDQ will not credit items returned that have not been properly packed and as a result sustain damage in shipment back to our facility.

## FORCE MAJEURE

PDQ will not be held responsible for delays in delivery caused by strikes, acts by government agencies, fires, floods or any other causes beyond our control, including the delivery of material to us. Under no circumstances shall PDQ be liable or accountable for consequential damages due to failure of delivery.

## INVOICES

Copies of invoices and sales orders are posted and accessible on PDQ's website. Contact Customer Service on for obtaining secured access authorization.

## MINIMUM ORDER

Minimum order is \$100 net invoice value at current buying program, less freight. Orders less than \$100 will be subject to parts discount.

## CHANGES OR CANCELLATIONS

Changes or cancellations to an order acknowledged must be made in writing subject to a 50% cancellation fee.

## CLAIMS

Every possible care is taken in the final examination and packing of goods, and no complaints can be entertained unless made promptly on receipt of goods. No claim will be allowed for work done by others, consequential damages, or other expenditure, and PDQ's undertaking to repair or replace defective goods is its only liability. No claim for damage, shortage or loss in transit will be considered unless notice in writing is given to the carrier and to PDQ Industries within ten (10) days.

## BACK CHARGES

PDQ is not responsible for, does not authorize, and will not accept any charges for the cost of labor or material incurred by anyone other than PDQ Manufacturing for any installation, repair, service or replacement unless incurred with PDQ's prior written consent and agreement.

## FREIGHT CHARGES

FOB point is Leola, PA, Auburn WA, Salt Lake City, UT, Kansas City, MO or Denton, TX. Ship location is at factory discretion. Freight charges are prepaid and added to invoice. If invoice exceeds \$1,900 Net, full surface freight (UPS or truck) within continental U.S.A. is deductible, provided invoice is paid within terms. Air freight and other special shipments are not deductible. Freight allowance methods are at the discretion of PDQ. C.O.D. freight charges are paid by consignee.

## DISCONTINUANCE

PDQ Manufacturing, Inc. reserves the right to discontinue or change any price, product, design, function and finish without notice.

# WARRANTY

## GRADE 1 LOCK PRODUCT

MR Series Mortise Locks	Lifetime Warranty
XGT Spirit Series	Lifetime Warranty
GT Spirit Series	25-Year Warranty
SX Series	5-Year Warranty

## GRADE 2 LOCK PRODUCT

GP Series	8-Year Warranty
SD Series	5-Year Warranty
SV Series	1-Year Warranty
SW Series	1-Year Warranty
SE Series	1-Year Warranty
CL Series	2-Year Warranty
K Series	1-Year Warranty

## GRADE 3 LOCK PRODUCT

SR Series	1-Year Warranty
-----------	-----------------

## J SERIES DECORATIVE TUBULAR

J Series	5-Year Warranty
----------	-----------------

## CLOSERS

3100 Series	25-Year Warranty
5100 Series	25-Year Warranty
5300 Series	25-Year Warranty
5500 Series	25-Year Warranty
7100 Series	25-Year Warranty

## EXIT DEVICES

4200 Series	5-Year Warranty
6200 Series	10-Year Warranty/1-Year Electric Components

## MULLIONS

Mullions	1-Year Warranty
----------	-----------------

## HINGES, FLAT GOODS, SLIDING DOOR HARDWARE

Commercial Hinges	5-Year Warranty
Flat Goods	5-Year Warranty
Sliding Door Hardware	5-Year Warranty

## PDQ MANUFACTURING LIMITED WARRANTY

PDQ Manufacturing ("PDQ") warrants that, during the applicable warranty period set forth in the chart to the left, its products will be free from defects in workmanship and materials under normal use and service conditions. If a product or a component part thereof is found to be defective, PDQ will, at its sole discretion, either repair or replace such defective item. If PDQ no longer manufactures the particular product or component, PDQ reserves the right to substitute an item which PDQ deems to be comparable or superior in its place.

A warranty claim must be initiated by calling PDQ's toll-free number at 800-441-9692. A brief description of the defect will be required, and further instructions for returning the product will be given. The provision of return instructions is not a guarantee that the product will be covered under this warranty.

This warranty does not cover:

- Defects or damage arising from improper installation; lack of or improper maintenance; improper storage, shipping or handling; corrosion; erosion; ordinary wear and tear; misuse or abuse; or accident.
- Products which have been modified in any way, regardless of whether such modification caused or contributed to the alleged defect.
- The protective coatings and finishes applied to the surface of the product (wear or tarnishing of such finishes is considered "ordinary wear and tear").
- Labor costs, including the costs of removing and reinstalling the product.
- Shipping charges incurred in returning the product to PDQ.
- This Limited Warranty does not apply to ANSI A156.2 Grade 2 Key-In-Lever product installed on Educational Facilities.

All products returned to PDQ will be inspected to verify that (1) the alleged defect does exist, and (2) none of the exclusionary conditions listed above (abuse, corrosion, modification, etc.) is present. Products deemed not to be "in warranty" will be returned to the customer at the customer's expense.

THIS WARRANTY IS EXCLUSIVE AND IN LIEU OF ALL OTHER WARRANTIES, EXPRESS AND IMPLIED, INCLUDING THE IMPLIED WARRANTIES OF MERCHANTABILITY AND FITNESS FOR A PARTICULAR PURPOSE.

PDQ'S MAXIMUM LIABILITY HEREUNDER IS LIMITED TO THE ORIGINAL PURCHASE PRICE OF THE PRODUCT.

PDQ SHALL NOT BE LIABLE FOR ANY INCIDENTAL, CONSEQUENTIAL, INDIRECT, SPECIAL, EXEMPLARY OR PUNITIVE DAMAGES, WHETHER BASED ON CONTRACT,

WARRANTY, TORT (INCLUDING STRICT LIABILITY AND NEGLIGENCE), PATENT INFRINGEMENT OR ANY OTHER THEORY OF LIABILITY, EVEN IF ADVISED OF THE POSSIBILITY OF SUCH DAMAGES.

NO AGENT, SALES REPRESENTATIVE OR DEALER HAS THE AUTHORITY TO INCREASE OR ALTER PDQ'S OBLIGATIONS UNDER THIS WARRANTY.



# FINISHES & HANDING

## FINISHES

PDQ Manufacturing finishes are durable, top-quality finishes obtained by the processing of solid brass, bronze, stainless steel and other materials. It is important that usage, climate and other conditions be taken into consideration when selecting finishes. This is especially true in areas subjected to corrosive vapors, humid climate or sea air, which in short time may have a damaging effect on finishes. To preserve appearance, cleaning and care may be required. Non-clear coated finishes should not be cleaned with soap or solvents; organically coated surfaces should be cleaned periodically with mild, non-abrasive soap and buffed lightly with a clean cloth. Contact PDQ technical service for recommendations on the care of finished hardware.

BHMA symbols and U.S. Code Designations (noted below in parentheses) are used in some cases to indicate the similarity of finish appearance, regardless of the base material.

**PDQ endeavors to stock all finishes shown in this price book for immediate shipment ( 1-2 days, less keying). However, we suggest you contact the factory to confirm availability for large jobs.**

**REFER TO EACH LOCK SERIES SECTION FOR STANDARD FINISH AVAILABILITY.**

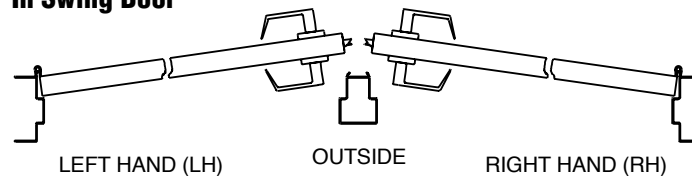
SYMBOL	DESCRIPTION PLATED
605 (US3)	Bright Brass, Clear Coated
606 (US4)	Satin Brass, Clear Coated
612 (US10)	Satin Bronze, Clear Coated
613 (US10B)	Dark Oxidized Satin Bronze, Oil Rubbed, No Coating
619 (US15)	Satin Nickel, No Coating
625 (US26)	Bright Chromium Plated, No Coating
626 (US26D)	Satin Chromium Plated, No Coating
629 (US32)	Bright Stainless Steel, No Coating
630 (US32D)	Satin Stainless Steel, No Coating

SYMBOL	DESCRIPTION PAINTED
689 (US28)	Aluminum
690 (US20)	Dark Statuary Bronze
691 (US21)	Light Bronze
695 (N/A)	Dark Duranodic Bronze
696 (US4))	Satin Brass (Gold)

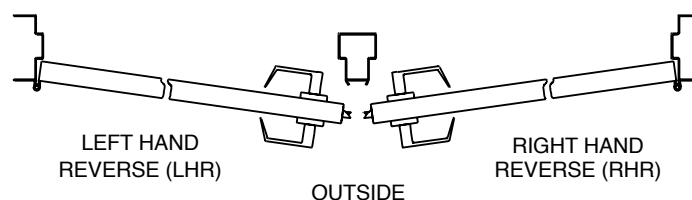
**For Custom Colors or Finishes, contact PDQ Customer Service.**

## HANDING

### In Swing Door



### Out Swing Door





# FINISHES

## ARCHITECTURAL



605 (US3)  
Bright Brass, Clear Coated



606 (US4)  
Satin Brass, Clear Coated



612 (US10)  
Satin Bronze, Clear Coated



613 (US10B)  
Oil Rubbed Bronze,  
Oxidized Satin Bronze,  
Oil Rubbed, No Coating



619 (US15) Satin Nickel,  
No Coating



625 (US26)  
Bright Chromium Plated,  
No Coating



626 (US26D)  
Satin Chromium Plated,  
No Coating



629 (US32)  
Bright Stainless Steel,  
No Coating



630 (US32D)  
Satin Stainless Steel,  
No Coating

## PAINTED




689 (US28)  
Aluminum



690 (US20)  
Dark Statuary Bronze



691 (US21)  
Light Bronze



695 (N/A)  
Dark Duranodic Bronze



696 (US4)  
Satin Brass (Gold)

**Finishes shown are representative only. PDQ cannot guarantee that product shipped will match finishes shown.  
Not all products are available in all finishes listed.**

# MASTER KEY SYSTEM PLANNING FORM

<b>Sold To:</b> _____ _____ _____		<b>Ship To:</b> _____ _____ _____		<input type="checkbox"/> Sheet 1 of _____ <input type="checkbox"/> Date _____ Purchase Order No. _____	
<b>Job Name and Address:</b> _____ _____ _____ _____ _____		<b>Key Quantity:</b> <div style="display: flex; justify-content: space-between;"> <span></span> <span>Qty</span> </div> <input type="checkbox"/> GGGM _____ <input type="checkbox"/> GGM _____ <input type="checkbox"/> GGM _____ <input type="checkbox"/> GM _____ _____ _____ _____		<b>Change Keys:</b> <div style="display: flex; justify-content: space-between;"> <span></span> <span>Qty</span> </div> <input type="checkbox"/> Per Cylinder _____ <input type="checkbox"/> Per Keyed alike Group _____ <input type="checkbox"/> Per Keyed different cyl. _____  <b>Special Function</b> <div style="display: flex; justify-content: space-between;"> <span></span> <span>Qty</span> </div> Control _____ Main _____ CMK _____ HKP _____ CMK Ctrl _____ MECH _____ EMK _____ ENG _____ SKD Ctrl _____ JAN _____ SKD CMK _____ OTHR _____ Blockout _____ OTHR _____	
<b>System Info:</b> <input type="checkbox"/> NEW <input type="checkbox"/> Existing System PDQ SO # _____ Your original PO# _____ Original date of order _____		<b>MK/Group</b> _____ _____ _____ _____			
<b>System Level:</b> <input type="checkbox"/> 1-SKD <input type="checkbox"/> 2-MK <input type="checkbox"/> 3-GM <input type="checkbox"/> 4-GGM <input type="checkbox"/> 4-GGGM <input type="checkbox"/> 4-GGGGM		<b>Cross Keying:</b> <div style="display: flex; justify-content: space-between;"> <b>Key Symbol</b> <b>Operated by (OB)</b> </div> _____ _____ _____ _____ _____ _____			
<b>Type:</b> <input type="checkbox"/> High Security <input type="checkbox"/> IC <input type="checkbox"/> Standard <input type="checkbox"/> Other					
<b>Keys:</b> <input type="checkbox"/> Standard SCC <input type="checkbox"/> Restricted* <input type="checkbox"/> Specific Keyway: _____ <small>*Restricted Keyway requires system approval</small>  <input type="checkbox"/> 5 Pin <input type="checkbox"/> 6 Pin <input type="checkbox"/> 7 Pin  <b>Key Control:</b> <input type="checkbox"/> Visual Key Control Keys Only <input type="checkbox"/> Visual Key Control Keys and Cylinders <input type="checkbox"/> Visual Key Control Cylinders Only <input type="checkbox"/> Concealed Key Control Keys and Cylinders <input type="checkbox"/> Concealed I Key Control Cylinders Only <input type="checkbox"/> DND <input type="checkbox"/> US Property DO NOT DUPLICATE  <input type="checkbox"/> Special Marking: _____ _____		<b>Additional Information:</b> <small>(Including system expansion and Special Remarks)</small> _____ _____ _____ _____ _____ _____  Name of individual in organization who is knowledgeable about this project should clarification be required. Name: _____ Phone: _____  <div style="text-align: center; font-size: small;">2754 Creek Hill Road, Leola, PA 17540 • 1-800-441-9692</div>			

**This sheet to be used with Keying Schedule Form**

# MASTER KEY CONTROL FORM

Sold To:

Ship To:

☐ Sheet 1 of \_\_\_\_\_

Date \_\_\_\_\_

Customer PO # \_\_\_\_\_

Customer # \_\_\_\_\_

Sales Order # \_\_\_\_\_

## SHIPPING INSTRUCTIONS:

It is the policy of PDQ to maintain strict control over Control Keys and Master Keys. As a standard practice, all Change Keys and Master Keys will be shipped directly to the customer. Authorization to ship Control Keys and Master Keys to a 3rd party location must be authorized by the customer. The customer must complete the form below, sign and date, and return the form to PDQ via email to your PDQ Customer Service Representative or FAX to 717-656-6892.

## PROJECT INFORMATION:

\_\_\_\_\_  
Name

\_\_\_\_\_  
Attention

\_\_\_\_\_  
Street (No P.O. Box)

\_\_\_\_\_  
City State Zip

## 3RD PARTY CHANGE KEY ONLY SHIPPING ADDRESS:

\_\_\_\_\_  
Location Name

\_\_\_\_\_  
Attention

\_\_\_\_\_  
Street (No P.O. Box)

\_\_\_\_\_  
City State Zip

## 3RD PARTY MASTER KEY ONLY SHIPPING ADDRESS:

\_\_\_\_\_  
Location Name

\_\_\_\_\_  
Attention

\_\_\_\_\_  
Street (No P.O. Box)

\_\_\_\_\_  
City State Zip

## 3RD PARTY ALL KEYS ONLY SHIPPING ADDRESS:

\_\_\_\_\_  
Location Name

\_\_\_\_\_  
Attention

\_\_\_\_\_  
Street (No P.O. Box)

\_\_\_\_\_  
City State Zip

## SIGNATURE BLOCK:

I hereby authorize PDQ to ship Control Keys or Master Keys for the project listed above to the person address listed above, and I am authorized to make this request.

\_\_\_\_\_  
Name (Printed)

\_\_\_\_\_  
Authorized Signature

\_\_\_\_\_  
Date

**This sheet to be used with Keying Schedule Form**



## KEYING SCHEDULE

[illegible]

2754 Creek Hill Road, Leola, PA 17540 • 1-800-441-9692

**To be used with PDQ Master Keying Layout form**

**ASSEMBLED IN USA**  
**GRADE 1**  
**MR**  
**EXTRA HEAVY DUTY**  
**SERIES**  
**MORTISE LOCK**

**SPECIFICATIONS**

**FOR DOORS:**

**BACKSET:**

**CASE:**

**ARMOR FRONT:**

**STRIKE:**

**LATCHBOLT:**

**DEADBOLT:**

**HAND:**

**TRIM:**

**KEYS:**

**KEYWAYS:**

**INTERCHANGEABLE CORE:**

**CYLINDER:**

**KEYING:**

**FINISHES:**

**CERTIFICATIONS, LISTINGS**  
**COMPLIANCES:**

**WARRANTY:**

**COUNTRY OF ORIGIN:**



**LIST PRICE**

Effective November 1, 2016

**MR SERIES**  
**MORTISE LOCKS**



**MR SERIES "F" TRIM**



**MR SERIES "J" TRIM**



**MR SERIES "J" WIDE TRIM**

- 1-3/4" standard, 2" and 2-1/4" special order from factory.
- 2-3/4"
- 13-gauge cold rolled steel mechanism
- Dichromated for corrosion resistance
- Beveled 1/8" on 2"
- 625(US26) & 630 (US32D) use stainless steel as base material, all other finishes use stainless steel or brass as base material
- Handed Curved Lip Strike
- 625(US26) & 630 (US32D) use stainless steel as base material, all other finishes use stainless steel or brass as base material
- 3/4" Throw
- Investment Cast Stainless Steel
- Anti-friction
- 1" Throw
- Investment Cast Stainless Steel
- Most functions field reversible. Specify handing for strikes, consult factory for details
- **F trim** - forged brass levers, escutcheons and turns.
- **J & JW trim** - stainless steel escutcheon and levers, PHL, MEM, MIA and BSN are solid levers, ORL, DAL and CHI are tube levers.
- Two (2) per Lock
- SCC standard (Schlage C Compatible)
- Also available in keyways of other manufacturers
- 6 or 7-pin
- Compatible with Best, Falcon & Arrow
- Large Format IC Cores compatible with Schlage.
- 6 or 7-pin Brass Mortise Cylinder
- Options: MK, CMK or GMK
- Zero Bitted (KO), Keyed Different (KD) or Keyed Alike (KA) Can be keyed into existing master key systems
- F Series Trim: 626 (US26D)
- J and JW Series Trim: 605 (US3), 606 (US4), 612 (US10), 613 (US10B), 629 (US32), 630 (US32D)
- Antimicrobial Coating available on 626 (US26D) & 630 (US32D) for F, J, and J Wide Series.
- UL/CUL 10C listed for 3 hrs, for single doors up to 4'0" x 8'0"
- Certified to ANSI/BHMA 156.13-2005 **Operational Grade 1 and Security Grade 1**
- Windstorm Rated - Florida Building Code HVHZ (High Velocity Hurricane Zone) listed. Contact PDQ Technical Service for more information. (functions with deadbolts only)
- Complies with ADA (Americans with Disabilities Act) and ICC/ANSI 117.1 for Accessible and Usable Buildings
- JW Wide Escutcheon Trim complies with Unified Facilities Guide Specification 08 71 00 (August 2008)
- Lifetime Limited Warranty
- Assembled in the U.S.A. with U.S. and foreign material. Meets requirements of the Buy American Act.

**Note:** Heavy Duty Spindle for High Abuse situations is available for F trim.

‡ Available with antimicrobial coating, technology that is known to inhibit the growth of microbes.

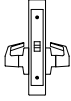

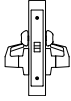
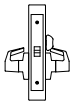
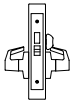
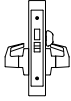


## MR SERIES

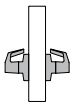
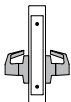
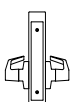
## LIST PRICE

Effective November 1, 2016

## PDQ FUNCTIONS – NON KEYED

FUNCTION	FUNCTION NUMBER	OUTSIDE   INSIDE	DESCRIPTION	ANSI NUMBER
Passage	MR126		<ul style="list-style-type: none"> <li>Latchbolt operated by lever from either side</li> </ul>  Available with option LM - Latch Bolt Monitor	F01
Privacy with Thumbturn on Both Sides	MR174		<ul style="list-style-type: none"> <li>Latchbolt operated by lever from either side</li> <li>Thumbturn outside locks/unlocks outside lever</li> <li>Thumbturn inside locks/unlocks outside lever</li> <li>Closing door unlocks outside lever</li> <li>Rotating inside lever unlocks outside lever</li> </ul>	—
Privacy	MR176		<ul style="list-style-type: none"> <li>Latchbolt operated by lever from either side</li> <li>Emergency coin turn outside unlocks outside lever</li> <li>Thumbturn inside locks/unlocks outside lever</li> <li>Closing door unlocks outside lever</li> <li>Rotating inside lever unlocks outside lever</li> </ul>	F22
Privacy with Deadbolt	MR178		<ul style="list-style-type: none"> <li>Latchbolt operated by lever from either side</li> <li>Emergency coin turn outside retracts deadbolt</li> <li>Thumbturn inside extends/retracts deadbolt</li> <li>Not field reversible</li> <li>Specify handing</li> </ul>	F02
Privacy with Deadbolt and Egress	MR179		<ul style="list-style-type: none"> <li>Latchbolt operated by lever from either side</li> <li>Emergency coin turn outside retracts deadbolt</li> <li>Thumbturn inside extends/retracts deadbolt</li> <li>Inside lever simultaneously retracts latchbolt and deadbolt</li> </ul>	F19

## PDQ FUNCTIONS – NON KEYED DUMMY



FUNCTION	FUNCTION NUMBER	OUTSIDE   INSIDE	DESCRIPTION	ANSI NUMBER
Double Dummy	MR205		<ul style="list-style-type: none"> <li>Rigid outside lever</li> <li>Rigid inside lever</li> </ul>	—
Double Dummy with Chassis	MR206		<ul style="list-style-type: none"> <li>Rigid outside lever</li> <li>Rigid inside lever</li> </ul>	—
Double Dummy with Active Trim	MR207		<ul style="list-style-type: none"> <li>Moveable outside lever</li> <li>Moveable inside lever</li> </ul>	—



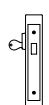
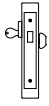
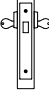
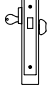

INDICATES RIGID LEVER



## PDQ FUNCTIONS – NON KEYED DUMMY

FUNCTION	FUNCTION NUMBER	OUTSIDE   INSIDE	DESCRIPTION	ANSI NUMBER
Single Dummy	MR211		<ul style="list-style-type: none"> <li>• Rigid outside lever</li> </ul>	—
Single Dummy with Chassis	MR212		<ul style="list-style-type: none"> <li>• Rigid outside lever</li> </ul>	—

## PDQ FUNCTIONS – DEADLOCKS

FUNCTION	FUNCTION NUMBER	OUTSIDE   INSIDE	DESCRIPTION	ANSI NUMBER
Single Cylinder Deadbolt	MR131		<ul style="list-style-type: none"> <li>• Key outside extends/retracts deadbolt</li> </ul>	F18
Cylinder and Thumbturn Deadbolt	MR132		<ul style="list-style-type: none"> <li>• Key outside extends/retracts deadbolt</li> <li>• Thumbturn inside extends/retracts deadbolt</li> </ul>	F17
Double Cylinder Deadbolt	MR133		<ul style="list-style-type: none"> <li>• Key outside extends/retracts deadbolt</li> <li>• Key inside extends/retracts deadbolt</li> </ul>	F16
Classroom Deadbolt	MR134		<ul style="list-style-type: none"> <li>• Key outside extends/retracts deadbolt</li> <li>• Inside cylinder turn retracts but does not extend deadbolt</li> <li>• Not field reversible</li> <li>• Specify handing</li> </ul> 	F29



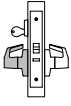

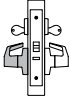
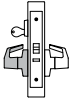

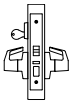

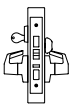
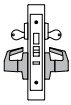
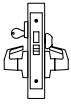
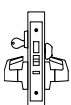
INDICATES RIGID LEVER

## MR SERIES

## LIST PRICE

Effective November 1, 2016

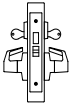
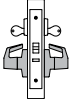
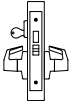
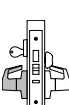
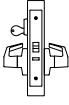
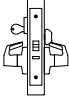

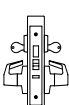
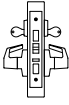
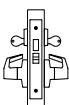
## PDQ FUNCTIONS – KEYED

FUNCTION	FUNCTION NUMBER	OUTSIDE   INSIDE	DESCRIPTION	ANSI NUMBER
Hold Back Single Cylinder	MR113		<ul style="list-style-type: none"> <li>• Latchbolt operated by lever from inside</li> <li>• Key outside retracts latchbolt</li> <li>• Rigid outside lever</li> <li>• Auxiliary latch deadlocks latchbolt</li> <li>• Key outside secures latchbolt when latchbolt is retracted by inside lever</li> <li>• Not field reversible</li> <li>• Specify handing</li> </ul>  Available with option LM - Latch Bolt Monitor	F06
Hold Back Double Cylinder	MR114		<ul style="list-style-type: none"> <li>• Latchbolt operated by lever from inside</li> <li>• Key outside retracts latchbolt</li> <li>• Rigid outside lever</li> <li>• Auxiliary latch deadlocks latchbolt</li> <li>• Key inside secures latchbolt when latchbolt is retracted by inside lever</li> <li>• Not field reversible</li> <li>• Specify handing</li> </ul>	—
Storeroom	MR115		<ul style="list-style-type: none"> <li>• Latchbolt operated by lever from inside</li> <li>• Key outside retracts latchbolt</li> <li>• Rigid outside lever</li> <li>• Auxiliary latch deadlocks latchbolt</li> </ul>  Available with option LM - Latch Bolt Monitor	F07
Entry	MR116		<ul style="list-style-type: none"> <li>• Latchbolt operated by lever from either side</li> <li>• Toggle locks/unlocks outside lever</li> <li>• Key outside retracts latchbolt</li> <li>• Auxiliary latch deadlocks latchbolt</li> </ul>  Available with option LM - Latch Bolt Monitor	F04
Front Door	MR117		<ul style="list-style-type: none"> <li>• Latchbolt operated by lever from either side</li> <li>• Toggle locks/unlocks outside lever</li> <li>• Key outside retracts latchbolt</li> <li>• Key outside extends/retracts deadbolt</li> <li>• Thumbturn inside extends/retracts deadbolt</li> </ul>	F08 or F10
Institution with Deadbolt	MR128		<ul style="list-style-type: none"> <li>• Key outside retracts latchbolt</li> <li>• Key inside retracts latchbolt</li> <li>• Key outside extends/retracts deadbolt</li> <li>• Key inside extends/retracts deadbolt</li> <li>• Rigid outside lever</li> <li>• Rigid inside lever</li> <li>• Auxiliary latch deadlocks latchbolt</li> </ul>	—
Entrance/Storeroom	MR135		<ul style="list-style-type: none"> <li>• Latchbolt operated by lever from either side</li> <li>• Key outside extends/retracts deadbolt</li> <li>• Thumbturn inside extends/retracts deadbolt</li> </ul>	F21
Dormitory/Exit	MR136		<ul style="list-style-type: none"> <li>• Latchbolt operated by lever from either side</li> <li>• Key outside extends/retracts deadbolt</li> <li>• Thumbturn inside extends/retracts deadbolt</li> <li>• Inside lever simultaneously retracts latchbolt and deadbolt</li> <li>• Auxiliary latch deadlocks latchbolt</li> </ul>	F13



INDICATES RIGID LEVER



FUNCTION	FUNCTION NUMBER	OUTSIDE   INSIDE	DESCRIPTION	ANSI NUMBER
Store Door	MR137		<ul style="list-style-type: none"> <li>Latchbolt operated by lever from either side</li> <li>Key outside extends/retracts deadbolt</li> <li>Key inside extends/retracts deadbolt</li> <li>Key locks/unlocks outside lever</li> </ul>	F14
Institution	MR138		<ul style="list-style-type: none"> <li>Key outside retracts latchbolt</li> <li>Key inside retracts latchbolt</li> <li>Rigid outside lever</li> <li>Rigid inside lever</li> <li>Auxiliary latch deadlocks latchbolt</li> </ul>	F30
Closet / Storeroom	MR139		<ul style="list-style-type: none"> <li>Latchbolt operated by lever from either side</li> <li>Key outside extends/retracts deadbolt</li> </ul>	—
Storeroom with Deadbolt	MR141		<ul style="list-style-type: none"> <li>Latchbolt operated by lever from inside</li> <li>Key outside retracts latchbolt</li> <li>Key outside extends/retracts deadbolt</li> <li>Rigid outside lever</li> <li>Inside lever simultaneously retracts latchbolt and deadbolt</li> <li>Auxiliary latch deadlocks latchbolt</li> <li>Thumbturn inside locks/unlocks outside lever</li> </ul>	—
Classroom	MR148		<ul style="list-style-type: none"> <li>Latchbolt operated by lever from either side</li> <li>Key outside retracts latchbolt</li> <li>Inside Lever Always Free</li> <li>Auxiliary latch deadlocks latchbolt</li> </ul>	F05
Assisted Living	MR149		<ul style="list-style-type: none"> <li>Latchbolt operated by lever from either side</li> <li>Key outside locks/unlocks outside lever</li> <li>Thumbturn inside locks/unlocks outside lever</li> <li>Closing door unlocks outside lever</li> <li>Rotating inside lever unlocks outside lever</li> <li>Auxiliary latch deadlocks latchbolt</li> </ul>	—
Entrance	MR154		<ul style="list-style-type: none"> <li>Latchbolt operated by lever from either side</li> <li>Toggle locks/unlocks outside lever</li> <li>Key outside retracts latchbolt</li> <li>Key outside extends/retracts deadbolt</li> <li>Thumbturn inside extends/retracts deadbolt</li> <li>Inside lever simultaneously retracts latchbolt and deadbolt</li> <li>Auxiliary latch deadlocks latchbolt</li> <li>Projecting then retracting the deadbolt releases the toggle</li> </ul>	—
Intruder Deadbolt with Deadlatch	MR157		<ul style="list-style-type: none"> <li>Latchbolt operated by lever from either side</li> <li>Key outside extends/retracts deadbolt</li> <li>Key inside extends/retracts deadbolt</li> <li>Inside lever simultaneously retracts latchbolt and deadbolt</li> <li>Auxiliary latch deadlocks latchbolt</li> </ul>	F34
Dormitory	MR158		<ul style="list-style-type: none"> <li>Latchbolt operated by lever from either side</li> <li>Toggle locks/unlocks outside lever</li> <li>Key outside extends/retracts deadbolt</li> <li>Key inside extends/retracts deadbolt</li> <li>Inside lever simultaneously retracts latchbolt and deadbolt</li> <li>Auxiliary latch deadlocks latchbolt</li> </ul>	F11
Dormitory	MR159		<ul style="list-style-type: none"> <li>Latchbolt operated by lever from either side</li> <li>Key outside extends/retracts deadbolt</li> <li>Key inside extends/retracts deadbolt</li> <li>Inside lever simultaneously retracts latchbolt and deadbolt</li> </ul>	F33



INDICATES RIGID LEVER

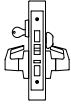
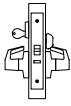
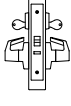

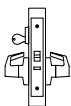

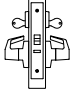
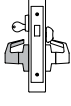
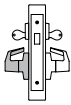
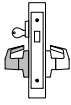


## MR SERIES

## LIST PRICE

Effective November 1, 2016

## PDQ FUNCTIONS – KEYED


FUNCTION	FUNCTION NUMBER	OUTSIDE   INSIDE	DESCRIPTION	ANSI NUMBER
Apartment/ Corridor	MR162		<ul style="list-style-type: none"> <li>Latchbolt operated by lever from either side</li> <li>Toggle locks/unlocks outside lever</li> <li>Key outside retracts latchbolt</li> <li>Key outside extends/retracts deadbolt</li> <li>Thumbturn inside extends/retracts deadbolt</li> <li>Inside lever simultaneously retracts latchbolt and deadbolt</li> <li>Auxiliary latch deadlocks latchbolt</li> </ul>	F20
Office	MR181		<ul style="list-style-type: none"> <li>Latchbolt operated by lever from either side</li> <li>Key outside locks/unlocks outside lever</li> <li>Thumbturn inside locks/unlocks outside lever</li> <li>Closing door unlocks outside lever</li> <li>Rotating inside lever unlocks outside lever</li> <li>Auxiliary latch deadlocks latchbolt</li> </ul>	—
Apartment	MR186		<ul style="list-style-type: none"> <li>Latchbolt operated by lever from either side</li> <li>Key inside locks/unlocks outside lever</li> <li>Key outside retracts latchbolt</li> <li>Auxiliary latch deadlocks latchbolt</li> </ul>	F09
Electrified Storeroom	 MR199A		<ul style="list-style-type: none"> <li>Key outside retracts latchbolt</li> <li>Latchbolt operated by lever from inside</li> <li>Auxiliary latch deadlocks latchbolt</li> <li>Fail safe – latchbolt operated by lever from outside unless electrically locked</li> <li>Fail secure – latchbolt operated by lever from outside when electrically unlocked</li> <li>Motor drive locking/unlocking</li> <li>Not field reversible</li> <li>Specify handing</li> </ul>	—
Electrified Institutional	 MR200		<ul style="list-style-type: none"> <li>Key outside retracts latchbolt</li> <li>Key inside retracts latchbolt</li> <li>Auxiliary latch deadlocks latchbolt</li> <li>Fail safe – latchbolt operated by either lever when electrically locked</li> <li>Fail secure – latchbolt operated by either lever when electrically unlocked</li> <li>Motor drive locking/unlocking</li> <li>Not field reversible</li> <li>Specify handing</li> </ul>	—
Cylinder and Thumbturn Deadbolt with Dummy Trim	MR213		<ul style="list-style-type: none"> <li>Key outside extends/retracts deadbolt</li> <li>Thumbturn inside extends/retracts deadbolt</li> <li>Rigid outside lever</li> <li>Rotating inside lever retracts deadbolt</li> </ul>	—
Double Cylinder Deadbolt with Dummy Trim	MR214		<ul style="list-style-type: none"> <li>Key outside extends/retracts deadbolt</li> <li>Key inside extends/retracts deadbolt</li> <li>Rigid outside lever</li> <li>Rotating inside lever retracts deadbolt</li> </ul>	—
Single Cylinder Deadbolt with Dummy Trim	MR215		<ul style="list-style-type: none"> <li>Key outside extends/retracts deadbolt</li> <li>Rigid outside lever</li> <li>Rotating inside lever retracts deadbolt</li> </ul>	—



INDICATES RIGID LEVER

## PDQ INDICATOR FUNCTIONS

- Locked/Unlocked Indicator conforms with ANSI Z535.1 Safety Colors: Red and Green.



FUNCTION	FUNCTION NUMBER	OUTSIDE   INSIDE	DESCRIPTION	ANSI NUMBER
Intruder Deadbolt with Deadlatch	MR257 See Note.		<ul style="list-style-type: none"> <li>• Latchbolt operated by lever from either side</li> <li>• Key outside extends/retracts deadbolt</li> <li>• Key inside extends/retracts deadbolt</li> <li>• Inside lever simultaneously retracts latchbolt and deadbolt</li> <li>• Auxiliary latch deadlocks latchbolt</li> <li>• Indicator, inside — <b>LOCKED</b> <b>UNLOCKED</b></li> </ul>	F34 w/Indicator
Dormitory	MR259 See Note.		<ul style="list-style-type: none"> <li>• Latchbolt operated by lever from either side</li> <li>• Key outside extends/retracts deadbolt</li> <li>• Key inside extends/retracts deadbolt</li> <li>• Inside lever simultaneously retracts latchbolt and deadbolt</li> <li>• Indicator, inside — <b>LOCKED</b> <b>UNLOCKED</b></li> </ul>	F33 w/Indicator
Faculty Restroom with Deadbolt w/Indicator	MR260 See Note.		<ul style="list-style-type: none"> <li>• Latchbolt retracted by key outside or lever inside</li> <li>• Key outside extends/retracts deadbolt</li> <li>• Rigid outside lever</li> <li>• Thumbturn inside extends/retracts deadbolt</li> <li>• Rotating inside lever retracts deadbolt and latchbolt simultaneously</li> <li>• Inside lever is always free for immediate egress</li> <li>• Indicator, outside — <b>Vacant/Occupied</b></li> </ul>	—
Privacy w/Indicator	MR276		<ul style="list-style-type: none"> <li>• Latchbolt operated by lever from either side</li> <li>• Emergency coin turn outside unlocks outside lever</li> <li>• Thumbturn inside locks/unlocks outside lever</li> <li>• Closing door unlocks outside lever</li> <li>• Rotating inside lever unlocks outside lever</li> <li>• Indicator, outside — <b>Vacant/Occupied</b></li> </ul>	F22 w/Indicator
Privacy with Deadbolt w/Indicator	MR278		<ul style="list-style-type: none"> <li>• Latchbolt operated by lever from either side</li> <li>• Emergency coin turn outside retracts deadbolt</li> <li>• Thumbturn inside extends/retracts deadbolt</li> <li>• Indicator, outside — <b>Vacant/Occupied</b></li> </ul>	F02 w/Indicator
Privacy with Deadbolt and Egress w/Indicator	MR279		<ul style="list-style-type: none"> <li>• Latchbolt operated by lever from either side</li> <li>• Emergency coin turn outside retracts deadbolt</li> <li>• Thumbturn inside extends/retracts deadbolt</li> <li>• Inside lever simultaneously retracts latchbolt and deadbolt</li> <li>• Indicator, outside — <b>Vacant/Occupied</b></li> </ul>	F19 w/Indicator



Notes: Functions MR257, MR259 and MR260 not available in 7 Pin SFIC or LFIC.

## MR SERIES

## LIST PRICE

Effective November 1, 2016

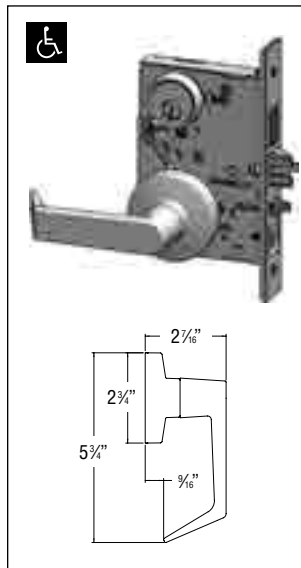
## CROSS REFERENCE

ANSI #	PDQ FUNCTION	ARROW	BEST	CORBIN	DORMA	FALCON	MARKS	SARGENT	SCHLAGE	YALE
DUMMY 1 SIDE	MR211	BM/AM08	45H1DT	ML2050	M9001	MA12	DI/DO	8293	L0170	AU865
DUMMY 2 SIDES	MR207	BM/AM09	45H2DT	ML2071	M9002	MA18	DT	8294	L0172	AU838A
DUMMY 1 SIDE	MR212	N/A	N/A	N/A	M9003	N/A	N/A	N/A	L9175	N/A
DUMMY 2 SIDES	MR206	N/A	N/A	N/A	M9004	N/A	N/A	N/A	L9176	N/A
F01	MR126	BM/AM01	45HN	ML2071	M9010	MA101	5N	8215	L9010	AU8801FL
F31	SEE TJ SERIES	BM/AM07	45HNX	N/A	M9025	MA161	5EX	N/A	N/A	AU8828
F22	MR176	BM/AM26	45HLT	ML2060	M9040	MA321	5LJ	8265	L9040	AU8862FL
F04	MR116	BM/AM22	45HA	ML2051	M9050	MA521	5E	8205	L9050	AU8807FL
F09	MR186	BM/AM32	45HC	ML2042	M9060	MA381	5G	8216	L9060	AU8817-2FL
F05	MR148	BM/AM17	45HR	ML2055	M9070	MA561	5J	8237	L9070	AU8808FL
F06	MR113	N/A	45HR/HB	ML2056	M9076	MA551	5JM/JR	8289	L9076	AU8800
F07	MR115	BM/AM12	45HD	ML2057	M9080	MA581	5EW	8204	L9080	AU8805FL
	MR199A	BM/AM17/177	45HEL	ML22901	M9080EL	MA851	5EL	8270	L9080EL	AU8890FL
	MR199A	BM/AM17/178	45HEU	ML22904	M9080EU	MA881	5EU	8270	L9080EU	AU8891FL
	MR199A W/REX	N/A	45HEURQE	ML22901 M92	M9080ELRX	N/A	5EL W10	RX-8272	L9080ELRX	AU8890FLREX
	MR199A W/REX	N/A	45HEURQE	ML22904 M92	M9080ELRX	N/A	5EU W10	RX-8273	L9080EU-RX	AU8891FLREX
F30	MR138	BM/AM33	45HW	ML2032	M9082	MA411	5WW	N/A	L9082	AU8830-2FL
F19	MR179	BM/AM02	45HL	ML2030	M9940	MA311	5LF	8266	L9440	AU8802FL
F20	MR162	BM/AM20	45HAB	ML2067	M9953	MA531	5FD	8243	L9453	AU8847FL
F13	MR136	BM/AM19	45HT	ML2065	M9956	MA571	5FW	8225	L9456	AU8822FL
F11	MR158	N/A	N/A	N/A	M9957	N/A	5FA	N/A	N/A	AU8800
F17	MR132	BM41	45HAD	ML2013	N/A	M941	5P	8221	L9460	AU8815
F18	MR131	BM40	45HYB	NML2011	N/A	MA921	5S	8220	L9464	AU8814
F16	MR133	BM42	45HWD	ML2012	N/A	M931	5T	8222	L9462	AU8814-2
F29	MR134	BM44	45HRD	ML2017	MB9963	M911	5SC	8203	L9463	AU8813ST
F14	MR137	BM/A/31	45HG	ML2017	M9966	MA371	5C	8226	L9466	AU8860-2FL
F34	MR157	N/A	45HIDA	ML2022	M9967	MA431	5FC	8240	N/A	AU8812-2FL
F33	MR159	N/A	45HIND	N/A	M9968	N/A	5FX	N/A	L9457	AU8811-2FL
F21	MR135	BM/AM13	45HB	ML2024	M9973	MA541	5B	8224	L9473	AU8860FL
F02	MR178	N/A	N/A	ML2020	N/A	MA301	5-55L	8268	N/A	N/A

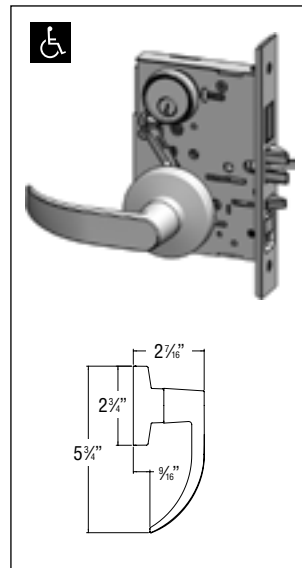
LEVER AND KNOB OPTIONS	PDQ	ARROW	BEST	CORBIN	DORMA	FALCON	MARKS	SARGENT	SCHLAGE	YALE
LEVER	PHILADELPHIA	X	15	NS NEWPORT	LR	D DANE	AMERICAN LEVER 92	L	06 RHODES	AU AUGUSTA
	BOSTON	BR	14	PS PRINCETON	LC	Q QUANTUM	CRESCENT LEVER 86	P	17SPARTA	PB PACIFIC BEACH
	DALLAS	HS	3	LS LUSTR	LT	K KIM	PLAZA LEVER 82	J	03TUBULAR	CR CARMEL
	MIAMI	V	16	AS ARMSTONG	LG	A AVALON	TITAN LEVER 96	B	07ATHENS	JN JEFFERSON
	ORLANDO	N/A	N/A	N/A	N/A	N/A	N/A	N/A	LATITUDE	N/A
KNOB	N/A	HB	4	YW	KB	T TROY	ROUND KNOB 10	C	41 PLYMOUTH	LF LITCHFIELD
	B	HT	N/A	GR	KB	H HANA	ROUND KNOB 10	B	42 ORBIT	CA CAROLINA
	N/A	A	R	F	KB	G GALA	RW	N/A	B	R

Information on this sheet is compiled from public documents and third parties. As a result, PDQ makes no guarantees as to their accuracy, content, quality or availability. Comparisons were made using the technical features only and are not commercial comparisons. Final suitability should be determined by a professional hardware consultant.

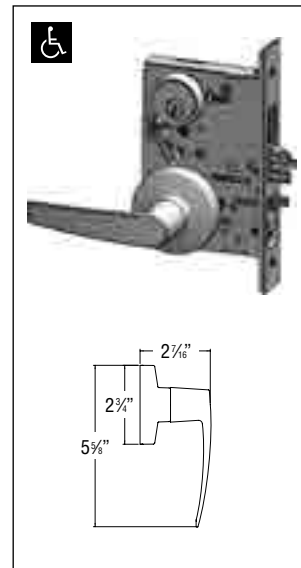
## F SERIES SECTIONAL TRIM



**PHILADELPHIA (PFSF)**

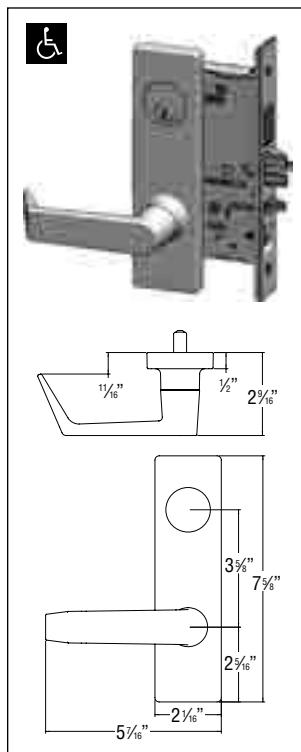


**BOSTON (BFSF)**

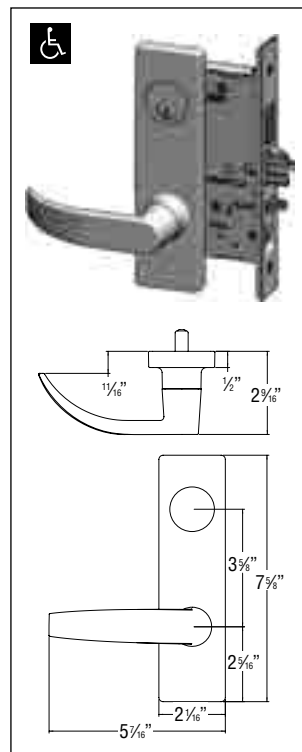


**MIAMI (MFSF)**

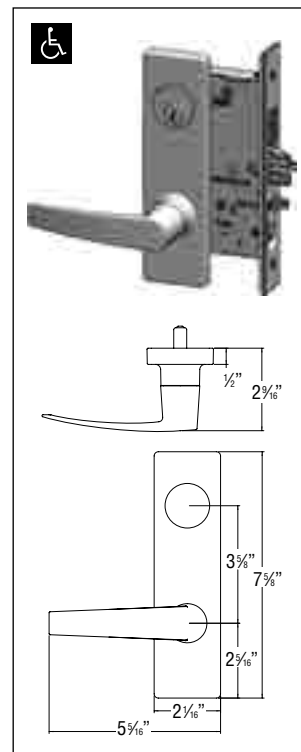
## F SERIES ESCUTCHEON TRIM



**PHILADELPHIA (PFEF)**



**BOSTON (BFEF)**



**MIAMI (MFEF)**

 Denotes Compliance with ADA Guidelines

## MR SERIES

## LIST PRICE

Effective November 1, 2016

## F TRIM

ANSI NO.	PDQ FUNCTION	DESCRIPTION	SECTIONAL	ESCUTCHEON
			626	626
NON-DEADBOLT				
SINGLE CYLINDER				
F06	113	Hold Back - Single Cylinder	\$738.00	\$774.00
F07	115	Store Room	\$738.00	\$774.00
F04	116	Entry	\$738.00	\$774.00
F05	148	Classroom	\$738.00	\$774.00
	149	Assisted Living	\$738.00	\$774.00
	181	Office	\$738.00	\$774.00
DOUBLE CYLINDER				
	114	Hold Back - Double Cylinder	\$784.00	\$824.00
F30	138	Institution	\$784.00	\$824.00
F09	186	Apartment	\$784.00	\$824.00
NON-CYLINDER				
F01	126™	Passage	\$575.00	\$633.00
	174	Privacy with Thumbturn Both Sides	\$675.00	\$744.00
F22	176™	Privacy	\$675.00	\$744.00
	205	Double Dummy	\$402.00	\$486.00
	206	Double Dummy with Chassis	\$502.00	\$630.00
	207	Double Dummy with Active Trim	\$527.00	\$655.00
	211	Single Dummy	\$204.00	\$260.00
	212	Single Dummy with Chassis	\$307.00	\$384.00
DEADBOLT				
SINGLE CYLINDER				
F08	117	Front Door	\$760.00	\$796.00
F21	135	Entrance/Storeroom	\$760.00	\$796.00
F13	136	Dormitory/Exit	\$760.00	\$796.00
	139	Closet, Storeroom	\$760.00	\$796.00
	141	Storeroom with Deadbolt	\$760.00	\$796.00
F10	154	Entrance	\$760.00	\$796.00
F20	162	Apartment/Corridor	\$760.00	\$796.00
	213	Cylinder and Thumbturn with Deadbolt	\$732.00	\$766.00
	215	Single Cylinder Deadbolt with Dummy Trim	\$732.00	\$766.00
DOUBLE CYLINDER				
F14	128	Institution with Deadbolt	\$798.00	\$861.00
F34	137	Store Door	\$798.00	\$861.00
F11	157	Intruder Deadbolt with Deadlatch	\$798.00	\$861.00
	158	Dormitory	\$811.00	\$874.00
F33	159	Dormitory	\$811.00	\$874.00
	214	Double Cylinder Deadbolt with Dummy Trim	\$798.00	\$861.00
NON-CYLINDER				
F02	178	Privacy, Bedroom, Bath	\$746.00	\$784.00
F19	179	Privacy, Bedroom, Bath	\$746.00	\$784.00
NO TRIM / *PULL TRIM				
F18	131	Single Cylinder Deadbolt	\$363.00	—
F17	132	Cylinder and Thumbturn Deadbolt	\$407.00	—
F16	133	Double Cylinder Deadbolt	\$477.00	—
F29	134	Classroom Deadbolt	\$466.00	—

List prices shown include conventional cylinder or SFIC housing. For LFIC housing, add \$8 to list price.

## OPTIONS – F TRIM

OPTIONS	LIST PRICE ADD
Tactile Abrasive Strip - Inside only (Not available in Miami lever)	\$41.00
Tactile Abrasive Strip - Outside only (Not available in Miami lever)	\$41.00
Tactile Abrasive Strip - Both Sides (Not available in Miami lever)	\$83.00
Security Head Screws	\$26.00
Lead-wrapped Case	\$180.00
Split Finishes - See J and JW Series	N/A
Sectional Single Sided Mounting Assembly	\$46
HD Spindle	\$61.00/Side
Extended Lip Strike	\$16.00

### NOTES:

- Lock discount applies to options
- Handing must be specified

## HOW TO ORDER F SERIES MORTISE LOCKS

SERIES	FUNCTION	OPTIONS	TRIM	FINISH	SPECIAL FINISH COATING	HANDING <sup>1</sup>	CYLINDER	KEYWAY OR HOUSING	KEYING
MR	SEE FUNCTIONS TABLE	LM	PFEF	626	AM – ANTI-MICROBIAL	RH	D	SCC - Default Others - See Keyway Table on page 19	KD - Keyed Different, Default Others - See Keying Table on Page 19

**LM** — Latch Bolt Monitoring  
**REX** — Re-quest to Exit (Functions 199A and 200 only).

626 (US26DS)  
Satin Chrome

P F EF

LEVER DESIGN
<b>B</b> — BOSTON
<b>M</b> — MIAMI
<b>P</b> — PHILADELPHIA
TRIM SERIES
<b>F</b>
TRIM TYPE
<b>SF</b> — SECTIONAL, ROUND ROSE
<b>EF</b> — ESCUTCHEON

**RH** — Right Hand  
(Default)  
**RHR** — Right Hand Reverse  
**LH** — Left Hand  
**LHR** — Left Hand Reverse

**D** — Conventional Mortise Cylinder (Default)  
**L** — Less Cylinder  
**SF6** — SFIC w/Core, 6 Pin  
**SF7** — SFIC w/Core, 7 Pin  
**LF** — Schalgé® Compatible LFIC w/Core  
**SF6L** — SFIC 6 Pin Housing less core  
**SF7L** — SFIC 7 Pin Housing, less core  
**LFL** — Schalgé® Compatible LFIC Housing less core

### Notes:

- 1 - Specify Handing for all functions

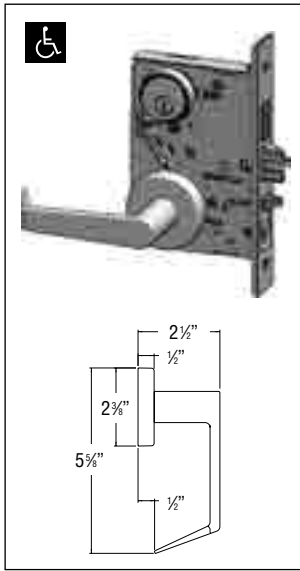
Example: PFEF = Philadelphia Lever, F Series, Escutcheon TRIM

# MR SERIES

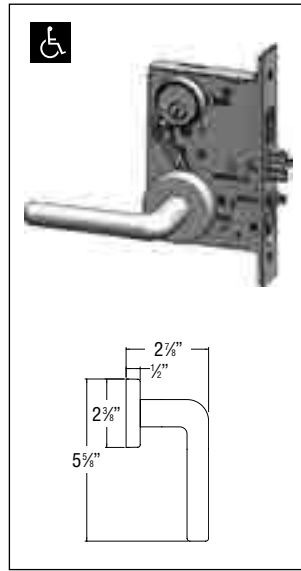
**LIST PRICE**

Effective November 1, 2016

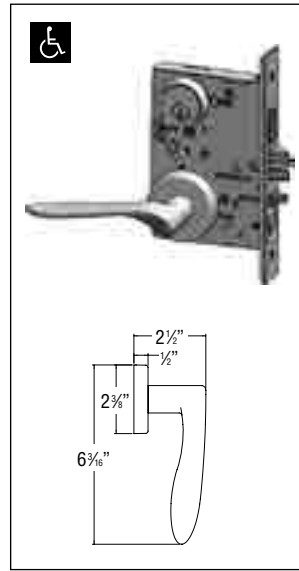
## J SERIES SECTIONAL TRIM WITH ROUND ROSE



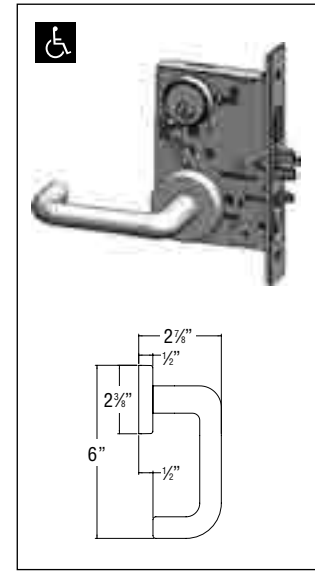
**PHILADELPHIA (PJSJ)**



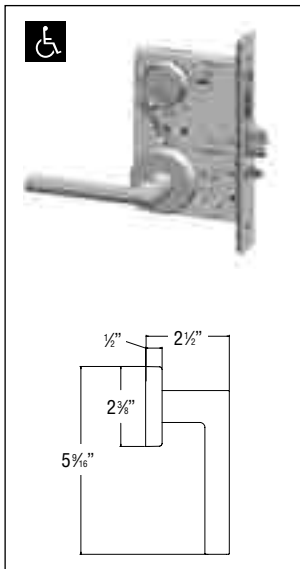
**CHICAGO (CJSJ)**



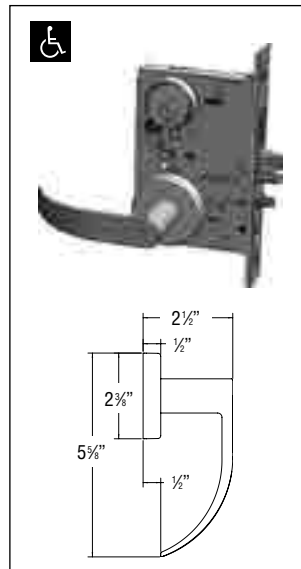
**MEMPHIS (TJSJ)**  
(SPECIFY HANDING)



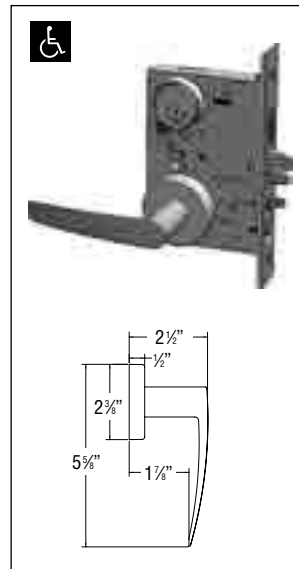
**DALLAS (DJSJ)**



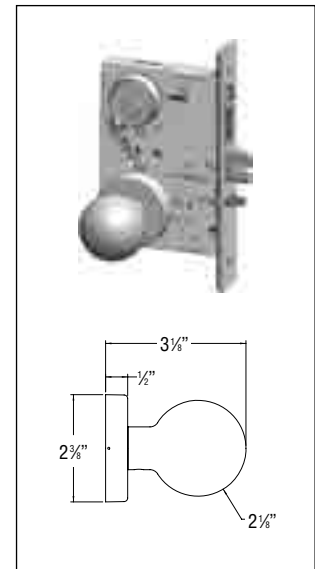
**ORLANDO (OJSJ)**



**BOSTON (BJSJ)**



**MIAMI (MJSJ)**



**Ball Knob (KJSJ)**

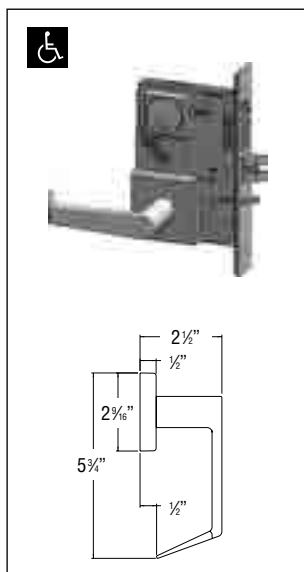


Denotes Compliance with ADA Guidelines

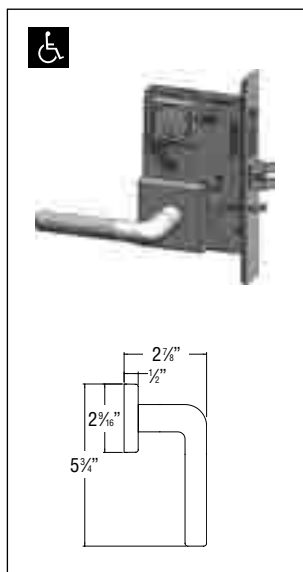


## J SERIES SECTIONAL TRIM WITH SQUARE ROSE

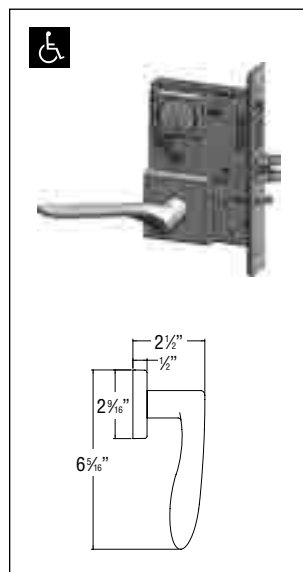
**NEW**



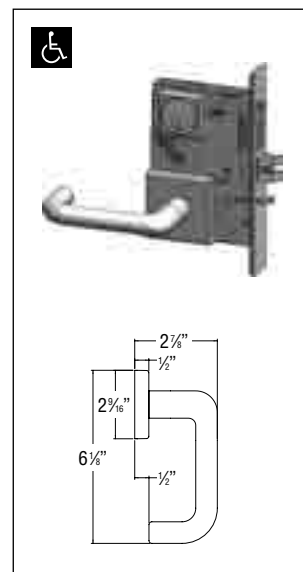
**PHILADELPHIA (PJSR)**



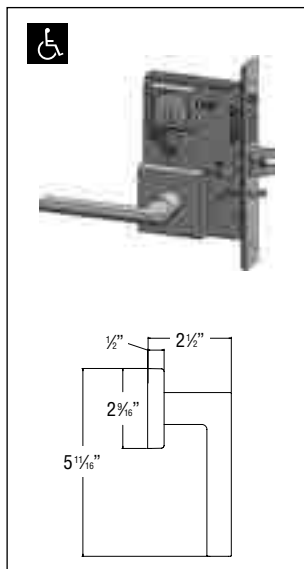
**CHICAGO (CJSR)**



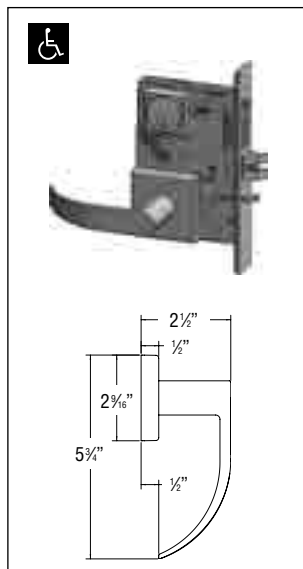
**MEMPHIS (TJSR)  
(SPECIFY HANDING)**



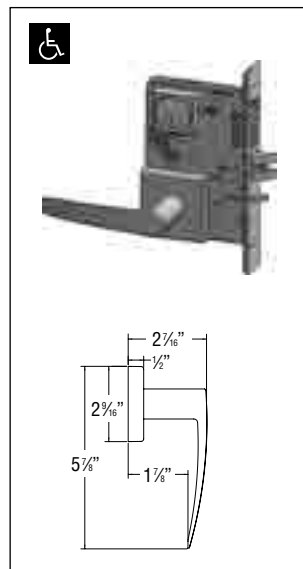
**DALLAS (DJSR)**



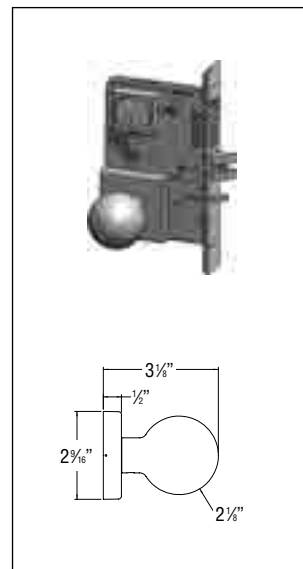
**ORLANDO (OJSR)**



**BOSTON (BJSR)**



**MIAMI (MJSR)**



**Ball Knob (KJSR)**



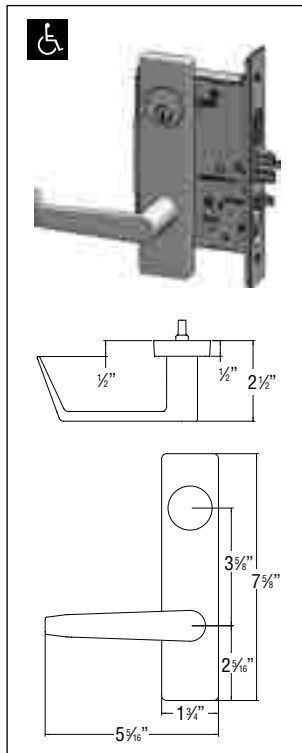
Denotes Compliance with ADA Guidelines

# MR SERIES

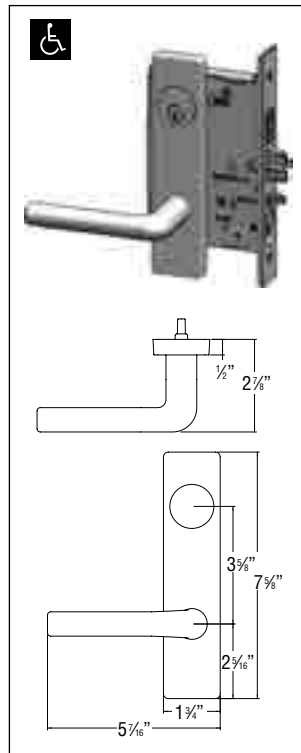
## LIST PRICE

Effective November 1, 2016

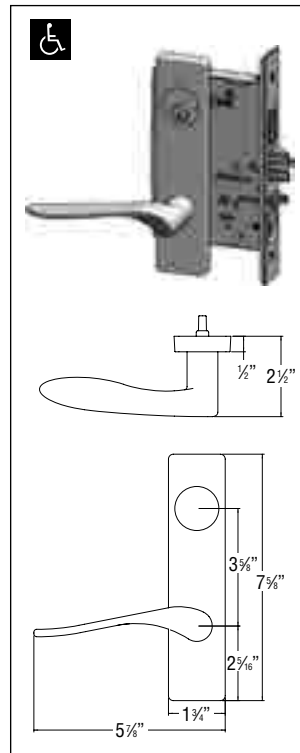
### J SERIES ESCUTCHEON TRIM



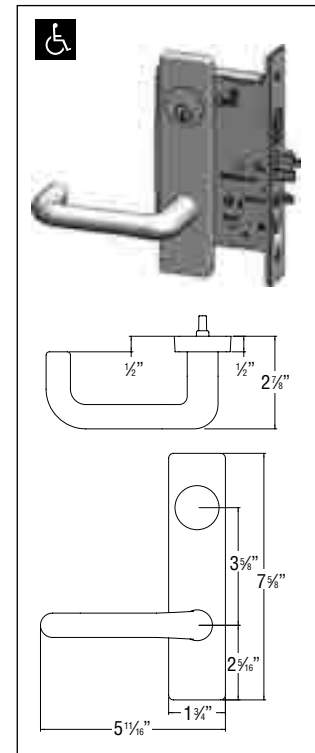
**PHILADELPHIA (PJEJ)**



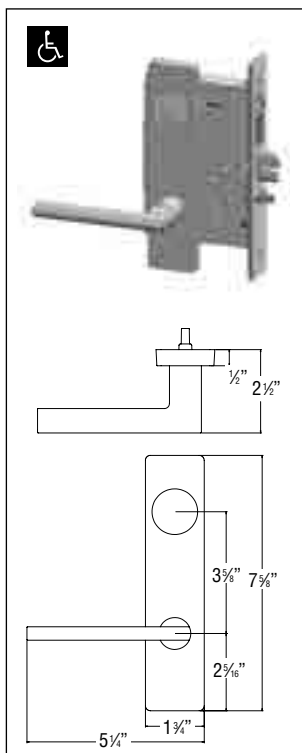
**CHICAGO (CJEJ)**



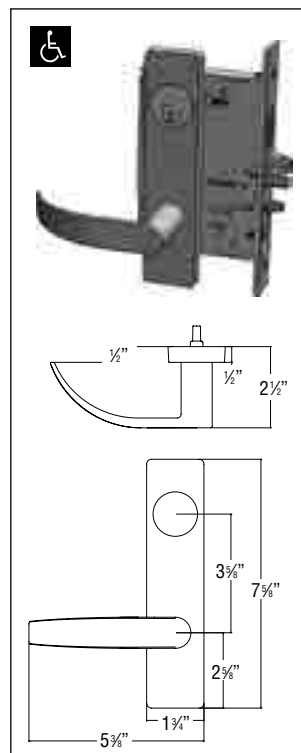
**MEMPHIS (TJEJ)**  
(SPECIFY HANDING)



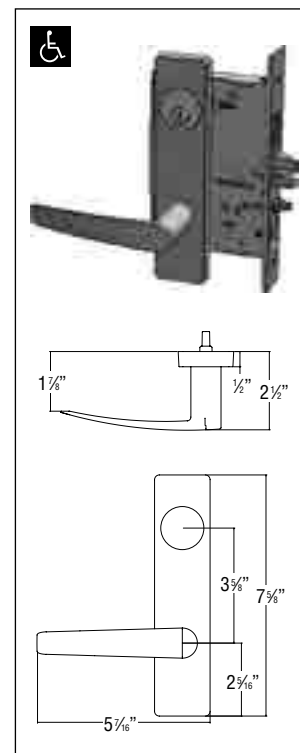
**DALLAS (DJEJ)**



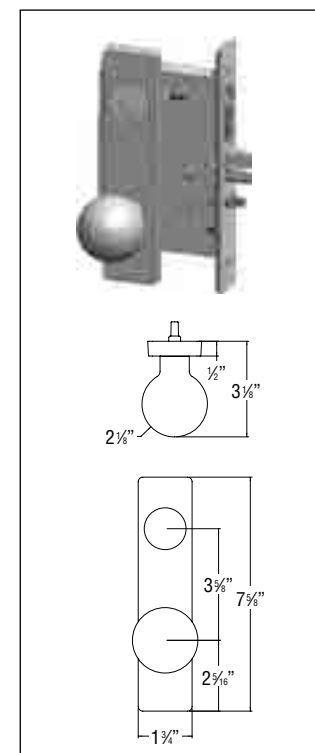
**ORLANDO (OJEJ)**



**BOSTON (BJEJ)**



**MIAMI (MJEJ)**

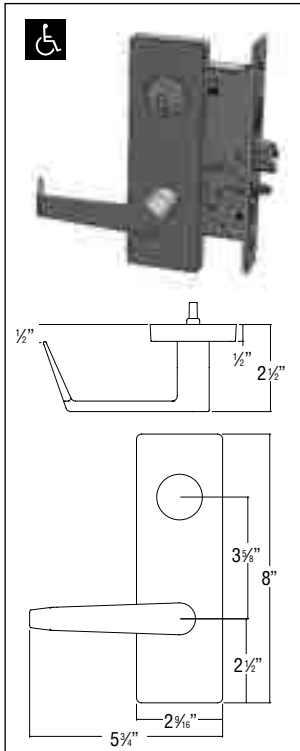


**BALL KNOB (KJEJ)**

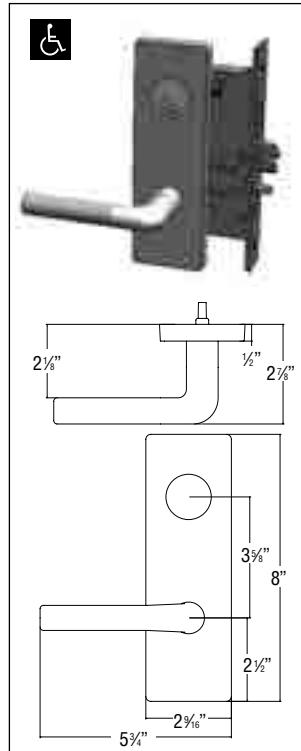
Denotes Compliance with ADA Guidelines

## JW WIDE SERIES ESCUTCHEON TRIM

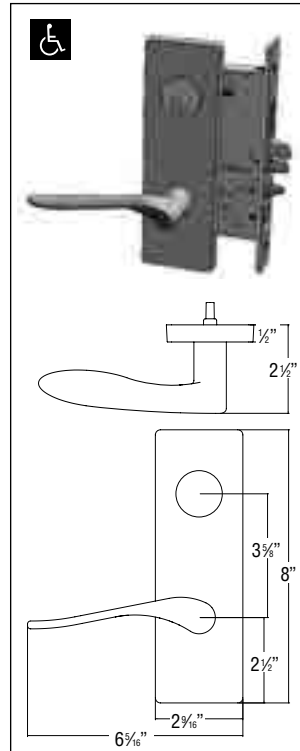
• JW Wide Esch Unified Facilities Guide  
Specification 08 71 00 (August 2008)



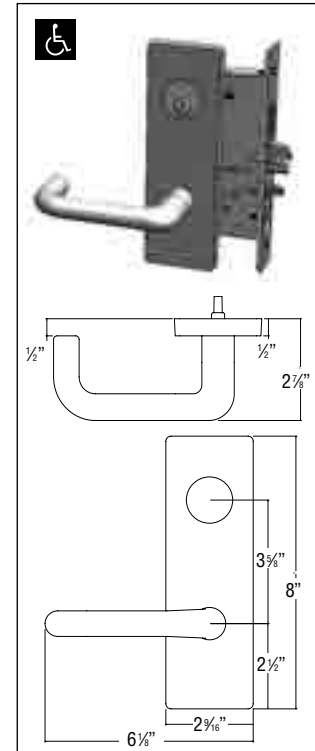
**PHILADELPHIA (PJEW)**



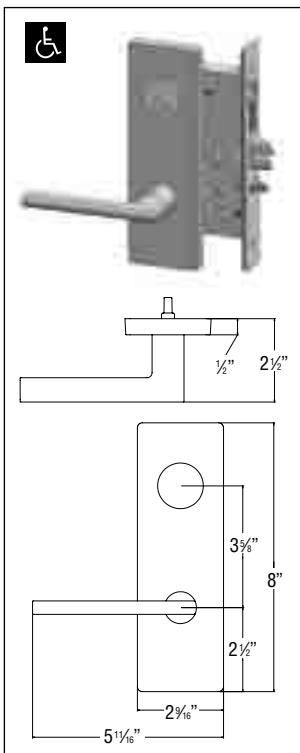
**CHICAGO (CJEW)**



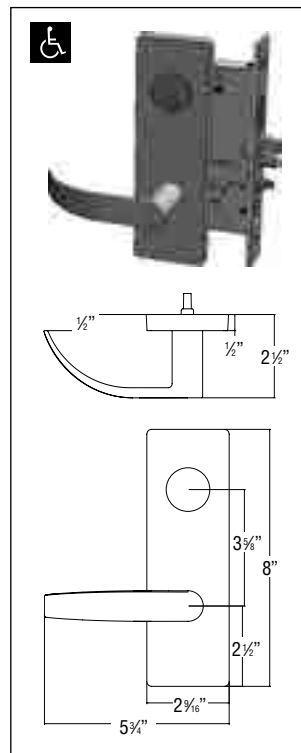
**MEMPHIS (TJEW)  
(SPECIFY HANDING)**



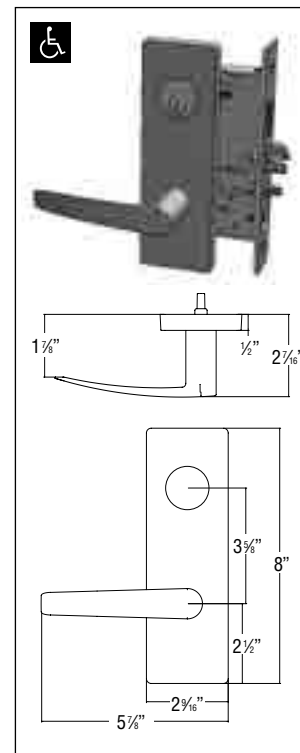
**DALLAS (DJEW)**



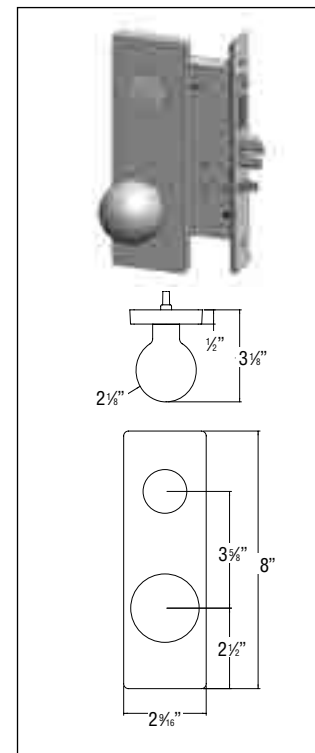
**ORLANDO (OJEW)**



**BOSTON (BJEW)**



**MIAMI (MJEW)**



**BALL KNOB (KJEW)**



 Denotes Compliance with ADA Guidelines

## MR SERIES

J TRIM — SECTIONAL<sup>3</sup>

## LIST PRICE

Effective November 1, 2016

			 ROUND ROSE TRIM TYPE: SJ ALL LEVERS AND KNOB			 NEW SQUARE ROSE TRIM TYPE: SR ALL LEVERS AND KNOB		
ANSI NO.	PDQ FUNCTION	DESCRIPTION	605 <sup>1</sup> , 606 <sup>1</sup> , 612 <sup>1</sup>	613, 629	619 <sup>2</sup> , 630	605 <sup>1</sup> , 606 <sup>1</sup> , 612 <sup>1</sup>	613, 629	619 <sup>2</sup> , 630
NON-DEADBOLT								
SINGLE CYLINDER								
F06	113	Classroom Holdback Single Cyl	\$748.00	\$748.00	\$698.00	\$756.00	\$756.00	\$706.00
F07	115	Storeroom	\$748.00	\$748.00	\$698.00	\$756.00	\$756.00	\$706.00
F04	116	Entry	\$748.00	\$748.00	\$698.00	\$756.00	\$756.00	\$706.00
F05	148	Classroom	\$748.00	\$748.00	\$698.00	\$756.00	\$756.00	\$706.00
	149	Assisted Living	\$748.00	\$748.00	\$698.00	\$756.00	\$756.00	\$706.00
	181	Office	\$748.00	\$748.00	\$698.00	\$756.00	\$756.00	\$706.00
DOUBLE CYLINDER								
	114	Classroom Holdback Double Cyl	\$827.00	\$827.00	\$777.00	\$835.00	\$835.00	\$785.00
F30	138	Institution	\$827.00	\$827.00	\$777.00	\$835.00	\$835.00	\$785.00
F09	186	Apartment Entrance	\$827.00	\$827.00	\$777.00	\$835.00	\$835.00	\$785.00
NON-CYLINDER								
F01	126	Passage	\$620.00	\$620.00	\$570.00	\$628.00	\$628.00	\$578.00
	174	Privacy with Thumbturn Both Sides	\$714.00	\$714.00	\$664.00	\$722.00	\$722.00	\$672.00
F22	176	Privacy	\$714.00	\$714.00	\$664.00	\$722.00	\$722.00	\$672.00
	205	Double Dummy	\$460.00	\$460.00	\$410.00	\$468.00	\$468.00	\$418.00
	206	Double Dummy with Chassis	\$600.00	\$600.00	\$550.00	\$608.00	\$608.00	\$558.00
	207	Double Dummy with Active Trim	\$590.00	\$590.00	\$540.00	\$598.00	\$598.00	\$548.00
	211	Single Dummy	\$260.00	\$260.00	\$210.00	\$268.00	\$268.00	\$218.00
	212	Single Dummy with Chassis	\$360.00	\$360.00	\$210.00	\$368.00	\$368.00	\$318.00
DEADBOLT								
SINGLE CYLINDER								
F08	117	Front Door	\$778.00	\$778.00	\$728.00	\$786.00	\$786.00	\$736.00
F21	135	Entrance, Storeroom	\$778.00	\$778.00	\$728.00	\$786.00	\$786.00	\$736.00
F13	136	Dormitory, Entrance	\$778.00	\$778.00	\$728.00	\$786.00	\$786.00	\$736.00
	139	Closet, Storeroom	\$778.00	\$778.00	\$728.00	\$786.00	\$786.00	\$736.00
	141	Storeroom with Deadbolt	\$778.00	\$778.00	\$728.00	\$786.00	\$786.00	\$736.00
F10	154	Entrance	\$778.00	\$778.00	\$728.00	\$786.00	\$786.00	\$736.00
F20	162	Apartment, Corridor	\$778.00	\$778.00	\$728.00	\$786.00	\$786.00	\$736.00
	213	Double Cylinder and Thumbturn	\$739.00	\$739.00	\$689.00	\$747.00	\$747.00	\$747.00
		Deadbolt with Dummy Trim						
	215	Single Cylinder Deadbolt with Dummy Trim	\$739.00	\$739.00	\$689.00	\$747.00	\$747.00	\$747.00
DOUBLE CYLINDER								
	128	Institution with Deadbolt	\$844.00	\$844.00	\$794.00	\$852.00	\$852.00	\$802.00
F14	137	Store Door	\$844.00	\$844.00	\$794.00	\$852.00	\$852.00	\$802.00
F34	157	Intruder Deadbolt with Deadlatch	\$844.00	\$844.00	\$794.00	\$852.00	\$852.00	\$802.00
F11	158	Dormitory	\$844.00	\$844.00	\$794.00	\$852.00	\$852.00	\$802.00
F33	159	Dormitory	\$844.00	\$844.00	\$794.00	\$852.00	\$852.00	\$802.00
	214	Double Cylinder and Thumbturn	\$844.00	\$844.00	\$794.00	\$852.00	\$852.00	\$802.00
		Deadbolt with Dummy Trim						
NON-CYLINDER								
F02	178	Privacy with Deadbolt	\$777.00	\$777.00	\$727.00	\$785.00	\$785.00	\$735.00
F19	179	Privacy with Deadbolt and Egress	\$777.00	\$777.00	\$727.00	\$785.00	\$785.00	\$735.00
NO TRIM / *PULL TRIM								
F18	131	Single Cylinder Deadbolt	\$343.00	\$343.00	\$343.00	\$351.00	\$351.00	\$351.00
F17	132	Cylinder and Thumbturn Deadbolt	\$377.00	\$377.00	\$377.00	\$385.00	\$385.00	\$385.00
F16	133	Double Cylinder Deadbolt	\$447.00	\$447.00	\$447.00	\$455.00	\$455.00	\$455.00
F29	134	Classroom Deadbolt	\$469.00	\$469.00	\$469.00	\$477.00	\$477.00	\$477.00



## Notes:

1 - Finishes 605, 606 and 612 require factory lead-time. Contact PDQ Customer Service.

2 - 619 shown for reference only. PDQ offers full stainless steel levers, ball knobs, roses, collars and escutcheons which comply with ANSI/BHMA Finish 630. Specify 630 in lieu of 619.

3 - List prices shown include conventional cylinder or SFIC housing. For LFIC housing, add \$8 to list price.

## J TRIM — ESCUTCHEON<sup>3</sup>

			 STANDARD ESCUTCHEON TRIM TYPE: EJ ALL LEVERS AND KNOB 1-3/4"W X 7-5/8"H SOLID STAINLESS STEEL			 WIDE ESCUTCHEON <sup>4</sup> TRIM TYPE: EW ALL LEVERS AND KNOB 2-9/16"W X 8"H SOLID STAINLESS STEEL		
ANSI NO.	PDQ FUNCTION	DESCRIPTION						
NON-DEADBOLT			605 <sup>1</sup> , 606 <sup>1</sup> , 612 <sup>1</sup>	613, 629	619 <sup>2</sup> , 630	605 <sup>1</sup> , 606 <sup>1</sup> , 612 <sup>1</sup>	613, 629	619 <sup>2</sup> , 630
SINGLE CYLINDER								
F06	113	Classroom Holdback Single Cyl	\$804.00	\$804.00	\$744.00	\$806.00	\$806.00	\$746.00
F07	115	Store Room	\$804.00	\$804.00	\$744.00	\$806.00	\$806.00	\$746.00
F04	116	Entry	\$804.00	\$804.00	\$744.00	\$806.00	\$806.00	\$746.00
F05	148	Classroom	\$804.00	\$804.00	\$744.00	\$806.00	\$806.00	\$746.00
	149	Assisted Living	\$804.00	\$804.00	\$744.00	\$806.00	\$806.00	\$746.00
	181	Office	\$804.00	\$804.00	\$744.00	\$806.00	\$806.00	\$746.00
DOUBLE CYLINDER								
	114	Classroom Holdback Double Cyl	\$907.00	\$907.00	\$847.00	\$909.00	\$909.00	\$849.00
F30	138	Institution	\$907.00	\$907.00	\$847.00	\$909.00	\$909.00	\$849.00
F09	186	Apartment Entrance	\$907.00	\$907.00	\$847.00	\$909.00	\$909.00	\$849.00
NON-CYLINDER								
F01	126	Passage	\$663.00	\$663.00	\$603.00	\$665.00	\$665.00	\$605.00
	174	Privacy with Thumbturn Both Sides	\$774.00	\$774.00	\$714.00	\$776.00	\$776.00	\$716.00
F22	176	Privacy	\$774.00	\$774.00	\$714.00	\$776.00	\$776.00	\$716.00
	205	Double Dummy	\$516.00	\$516.00	\$456.00	\$518.00	\$518.00	\$458.00
	206	Double Dummy with Chassis	\$660.00	\$660.00	\$600.00	\$662.00	\$662.00	\$602.00
	207	Double Dummy with Active Trim	\$627.00	\$627.00	\$567.00	\$529.00	\$529.00	\$569.00
	211	Single Dummy	\$290.00	\$290.00	\$230.00	\$292.00	\$292.00	\$232.00
	212	Single Dummy with Chassis	\$414.00	\$414.00	\$354.00	\$426.00	\$426.00	\$356.00
DEADBOLT								
SINGLE CYLINDER								
F08	117	Front Door	\$825.00	\$825.00	\$765.00	\$827.00	\$827.00	\$767.00
F21	135	Entrance, Storeroom	\$825.00	\$825.00	\$765.00	\$827.00	\$827.00	\$767.00
F13	136	Dormitory, Entrance	\$825.00	\$825.00	\$765.00	\$827.00	\$827.00	\$767.00
	139	Closet, Storeroom	\$825.00	\$825.00	\$765.00	\$827.00	\$827.00	\$767.00
	141	Storeroom with Deadbolt	\$825.00	\$825.00	\$765.00	\$827.00	\$827.00	\$767.00
F10	154	Entrance	\$825.00	\$825.00	\$765.00	\$827.00	\$827.00	\$767.00
F20	162	Apartment, Corridor	\$825.00	\$825.00	\$765.00	\$827.00	\$827.00	\$767.00
	213	Cylinder and Thumbturn Deadbolt	\$786.00	\$786.00	\$726.00	\$788.00	\$788.00	\$728.00
	215	with Dummy Trim Single Cylinder Deadbolt with Dummy Trim	\$786.00	\$786.00	\$726.00	\$788.00	\$788.00	\$728.00
DOUBLE CYLINDER								
	128	Institution with Deadbolt	\$891.00	\$891.00	\$831.00	\$893.00	\$893.00	\$833.00
F14	137	Store Door	\$891.00	\$891.00	\$831.00	\$893.00	\$893.00	\$833.00
F34	157	Intruder Deadbolt with Deadlatch	\$891.00	\$891.00	\$831.00	\$893.00	\$893.00	\$833.00
F11	158	Dormitory	\$891.00	\$891.00	\$831.00	\$893.00	\$893.00	\$833.00
F33	159	Dormitory	\$891.00	\$891.00	\$831.00	\$893.00	\$893.00	\$833.00
	214	Double Cylinder and Thumbturn Deadbolt with Dummy Trim	\$891.00	\$891.00	\$831.00	\$893.00	\$893.00	\$833.00
NON-CYLINDER								
F02	178	Privacy, Bedroom, Bath	\$814.00	\$814.00	\$754.00	\$816.00	\$816.00	\$756.00
F19	179	Privacy, Bedroom, Bath	\$814.00	\$814.00	\$754.00	\$816.00	\$816.00	\$756.00

### Notes:

- 1 - Finishes 605, 606 and 612 require factory lead-time. Contact PDQ Customer Service.
- 2 - 619 shown for reference only. PDQ offers full stainless steel levers, ball knobs, roses, collars and escutcheons which comply with ANSI/BHMA Finish 630. Specify 630 in lieu of 619.
- 3 - List prices shown include conventional cylinder or SFIC housing. For LFIC housing, add \$8 to list price.
- 4 - JW Wide Escutcheon complies with Unified Facilities Guide Specification 08 71 00 (August 2008)

## MR SERIES

## LIST PRICE

Effective November 1, 2016

## J TRIM with INDICATORS

ANSI NO.	PDQ FUNCTION	DESCRIPTION	605 <sup>1</sup> , 606 <sup>1</sup> , 612 <sup>1</sup>	613, 629	619 <sup>2</sup> , 630
<b>INDICATOR</b>					
F34 w/Indicator	MR257	Intruder w/Indicator	\$868.00	\$868.00	\$847.00
F33 w/Indicator	MR259	Dormitory w/Indicator	\$868.00	\$868.00	\$847.00
F15 w/Indicator	MR260	Faculty Restroom w/Deadbolt w/Indicator	\$868.00	\$868.00	\$847.00
F22 w/Indicator	MR276	Privacy w/Indicator	\$713.00	\$713.00	\$693.00
F02 w/Indicator	MR278	Privacy w/Deadbolt w/Indicator	\$795.00	\$795.00	\$775.00
F19 w/Indicator	MR279	Privacy w/Deadbolt and Egress w/Indicator	\$795.00	\$795.00	\$775.00

**Notes:**

1 - Finishes 605, 606 and 612 require factory lead-time. Contact PDQ Customer Service.

2 - 619 shown for reference only. PDQ offers full stainless steel levers, ball knobs, roses, collars and escutcheons which comply with ANSI/BHMA Finish 630. Specify 630 in lieu of 619.

3 - List prices shown include conventional cylinder or SFIC housing.

4 - Functions MR257, MR259 and MR260 not available in 7 Pin SFIC or LFIC.

## HOW TO ORDER J SERIES MORTISE LOCKS

SERIES	FUNCTION	OPTIONS	TRIM	FINISH	SPECIAL FINISH COATING	HANDING <sup>1</sup>	CYLINDER	KEYWAY OR HOUSING	KEYING
MR	SEE FUNCTIONS TABLE	LM	PJEJ	630	AM - ANTI-MICROBIAL	RH	D	SCC -Default Others - See Keyway Table	KD - Keyed Different Others - See Keying Table
		LM — Latch Bolt Monitoring REX — Re-quest to Exit (Functions 199A and 200 only).	<div> <div>↑</div> <div>P J E J</div> <div>↑</div> </div>	605 (US3) Bright Brass 606 (US4) Satin Brass 612 (US10) Satin Bronze 613 (US10B) Oil Rubbed Bronze 619 (US15) Satin Nickel 629 (US32) Bright Stainless Steel 630 (US32D) Satin Stainless Steel		<b>RH</b> — Right Hand (Default) <b>RHR</b> — Right Hand Reverse <b>LH</b> — Left Hand <b>LHR</b> — Left Hand Reverse	<b>D</b> — Conventional Mortise Cylinder (Default) <b>L</b> — Less Cylinder <b>SF6</b> — SFIC w/Core, 6 Pin <b>SF7</b> — SFIC w/Core, 7 Pin <b>LF</b> — Schalgé® Compatible LFIC w/Core <b>SF6L</b> — SFIC 6 Pin Housing less core <b>SF7L</b> — SFIC 7 Pin Housing, less core <b>LFL</b> — Schalgé® Compatible LFIC Housing less core		

LEVER DESIGN

K — BALL KNOB

B — BOSTON

C — CHICAGO

D — DALLAS

T — MEMPHIS

M — MIAMI

O — ORLANDO

P — PHILADELPHIA

TRIM SERIES

J

TRIM TYPE

EJ — ESCUTCHEON

EW — ESCUTCHEON WIDE

SJ — SECTIONAL, ROUND ROSE

SR — SECTIONAL, SQUARE ROSE

↑

↑

↑

**Notes:**

1 - Specify Handing for all functions

Example: PJEJ = Philadelphia Lever, J Series, Escutcheon Trim


# MR SERIES ELECTRONIC ACCESS CONTROL

**LIST PRICE**  
Effective November 1, 2016

**MR SERIES**  
MORTISE LOCKS

## ELECTRIFIED MORTISE LOCKS

- Motorized locking/unlocking.  
**FAIL SECURE** – Outside trim is UNLOCKED when power is ON, and LOCKED when power is OFF. Lockset will lock in the event of a power failure.  
**FAIL SAFE** – Outside trim is LOCKED when power is ON, and UNLOCKED when power is OFF. Lockset will unlock in the event of a power failure.
- Field changeable from FAIL SECURE to FAIL SAFE.
- Built around PDQ's world class MR series mortise lock chassis platform.
- Designed for AC or DC input voltage. No need to select voltage when specifying or ordering.
- Under U.S. law, qualifies for Made in U.S.A., of U.S. and imported parts.
- Meets requirements of the Buy American Act.
- Recommended Power Supply: PDQ 81440.



**MR199A Electrified Storeroom**  
**MR200 Electrified Institutional**

Innovative motor drive controls FAIL SECURE or FAIL SAFE locking mode.

## HOW TO ORDER

SERIES	FUNCTION	TRIM	FINISH	SPECIAL FINISH COATING	HANDING	SWITCHING OPTIONS	DOOR THICKNESS	CYLINDER OR HOUSING	KEYWAY	KEYING
MR	199A or 200	ALL F, J AND JW SERIES TRIM	626	AM – ANTI-MICROBIAL	RH	REX	134	D	SCC	KD
<b>NOTES:</b> 1 - PDQ Electrified Function 199A = PDQ Function MR115 Storeroom (ANSI F07) + Motorized Fail Secure/Fail Safe, Single Cylinder 2 - PDQ Electrified Function 200 = PDQ Function MR138 Institutional (ANSI F30) + Motorized Fail Secure/Fail Safe, Double Cylinder 3 - Factory Default: Fail Secure 4 - For Split Finishes, Contact PDQ Customer Service 5 - Compatible with all F, J and JW Series trim, any Sectional or Escutcheon.					<b>RH</b> — Right Hand (Default) <b>RHR</b> — Right Hand Reverse <b>LH</b> — Left Hand <b>LHR</b> — Left Hand Reverse	<b>D</b> — Default <b>L</b> — Less Cylinder <b>SF6</b> — SFIC w/Core, 6 Pin <b>SF7</b> — SFIC w/Core, 7 Pin <b>LF</b> — Schalgé® Compatible LFIC w/Core <b>SF6L</b> — SFIC 6 Pin Housing less core <b>SF7L</b> — SFIC 7 Pin Housing, less core <b>LFL</b> — Schalgé® Compatible LFIC Housing less core				

## F TRIM<sup>3</sup>

ANSI NO.	PDQ FUNCTION	DESCRIPTION	SECTIONAL 626	ESCUTCHEON 626
	199A	Electrified Storeroom	\$1102.00	\$1132.00
	200	Electrified Institutional	\$1177.00	\$1207.00

## J AND JW TRIM<sup>3</sup>

ANSI NO.	PDQ FUNCTION	DESCRIPTION	SECTIONAL			ESCUTCHEON		
			605 <sup>1</sup> , 606 <sup>1</sup> , 612 <sup>1</sup>	613, 629	619 <sup>2</sup> , 630	605 <sup>1</sup> , 606 <sup>1</sup> , 612 <sup>1</sup>	613, 629	619 <sup>2</sup> , 630
	199A	Electrified Storeroom	\$1042.00	\$1042.00	\$982.00	\$1072.00	\$1072.00	\$1012.00
	200	Electrified Institutional	\$1117.00	\$1117.00	\$1057.00	\$1147.00	\$1147.00	\$1087.00

**Notes:** 1 - Finishes 605, 606 and 612 require factory lead-time. Contact PDQ Customer Service. 2 - 619 shown for reference only. PDQ offers full stainless steel levers, ball knobs, roses, collars and escutcheons which comply with ANSI/BHMA Finish 630. Specify 630 in lieu of 619. 3 - List prices shown include conventional cylinder or SFIC housing. For LFIC housing, add \$8 to list price.



## MR SERIES

## LIST PRICE

Effective November 1, 2016

## OPTIONS

OPTIONS		LIST PRICE ADD
Tactile Abrasive Strip - Inside only (PHL and MIA levers only)		\$41.00
Tactile Abrasive Strip - Outside only (PHL and MIA levers only)		\$41.00
Tactile Abrasive Strip - Both Sides (PHL and MIA levers only)		\$83.00
Tactile Warning (Machined Grooves in Lever)		Contact PDQ Customer Service
Security Head Screws		\$26.00
Lead-wrapped Case		\$180.00
Split Finishes		Higher Finish Price
Sectional Single Sided Mounting Assembly		\$46.00*
Disability turn (ADA) option		\$18.00
OPTIONS, STRIKES	LIP LENGTH	LIST PRICE ADD
1-1/4" x 4-7/8" ANSI Curved Lip (LH/RHR)	1-3/16"	N/C
1-1/4" x 4-7/8" ANSI Curved Lip (RH/LHR)	1-3/16"	N/C
Extended Straight Lip	1-3/8", 1-5/8", 1-7/8"	\$16.00

## NOTES:

- Lock discount applies to options

## ANTIMICROBIAL COATING

OPTION DESIGNATOR	DESCRIPTION	LIST PRICE ADD
AM	<b>Mortise Lock Sectional</b> Inside Lever, Rose, Thumbturn, Outside Lever	\$60.00
AM	<b>Mortise Lock Escutcheon</b> Inside Lever, Rose, Thumbturn, Outside Lever	\$60.00

## Notes:

- Parts discount applies
- 6 piece minimum required. Can be a mix of different products.
- Orders with less than 6 pieces need to be quoted and the list price add adjusted.
- Allow 2-3 weeks for delivery.

## ELECTRICAL

OPTION DESIGNATOR	DESCRIPTION	LIST PRICE ADD
LM	Latch Bolt Monitor	\$160
REX	Request to Exit	\$320

Parts discount applies



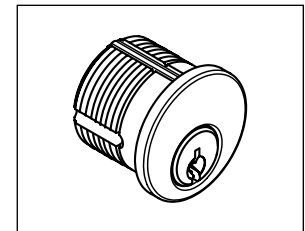
# MR SERIES CONVENTIONAL CYLINDERS

**LIST PRICE**

Effective November 1, 2016

**MR SERIES**  
MORTISE LOCKS

## KEYWAYS AND KEYING



Mortise Cylinder

KEYWAY OPTION	COMPATIBLE WITH	LIST PRICE	
		AS PART OF LOCK	ORDERED SEPARATELY
ARA	Arrow / AR1	\$0	\$57
CO59A1	Corbin / 59A1	\$0	\$57
CO6	Corbin / 60	\$0	\$57
CL4	Corbin / L4	\$0	\$57
RUD	Russwin	\$0	\$57
SCE	Schlage / E	\$0	\$57
SCC-K	Schlage / C-K	\$0	\$57
SAL	Sargent / LA	\$0	\$57
RA-RC	Sargent / RA-RC	\$0	\$57
YA8	Yale / E1R	\$0	\$57
GA	Yale / GA	\$0	\$57
FAL	Falcon / E-R	\$0	\$57
<b>TA</b>	<b>PDQ / TA</b>	<b>\$0</b>	<b>\$57</b>
	<b>(Restricted. Limited to Grandmaster systems w/4 masters)</b>		
Dummy	-	-	\$51
T-Turn	-	-	\$53
NON	Less Cylinder	Deduct \$4	-

### HIGH SECURITY CYLINDERS

SEE HIGH SECURITY CYLINDERS AND CORES SECTION OF PRICE LIST

KEYING SYSTEMS		LIST PRICE
Keyed Random		N/C
0-Bitted with 2 blank keys (For quality control purposes, PDQ "0" bit cylinders are actually keyed to a 1 bit and a 1 bit key is sent to open cylinders.)		N/C
Keyed Alike, 2 or less (KA2)		N/C
Keyed Alike, 3-4 (KA3 or KA4)		\$3.00ea
Keyed Alike, 5 or More (KA5)		\$8.00ea
Master Keyed		\$16ea
Construction Master Keyed		\$16ea
Master Keyed to Existing Bittings:		\$16ea
• Parts Discount Applies		
MASTER KEY SERVICES		LIST PRICE
Number of Bittings		
1-100		\$110
101-300		\$170
301-1000		\$240
1001- 2000		\$330
2001- 5000		\$420
Master Key Service is a custom master key system that is provided with the purchase of complete PDQ manufactured locks and locking devices. A master key service charge will be assessed for any order that includes only PDQ cylinders or cores for use on non-PDQ locks or locking devices.		
Bitting List for Factory Master Key Production		\$95.00
VISUAL KEY CONTROL-MASTER KEYS		LIST PRICE
Stamp/Engrave Symbol on Key (For example: AA1)		\$5.50
Stamp/Engrave "DO NOT DUPLICATE" on Key		\$1.00
Stamp/Engrave Bitting on Key		\$4.20
Stamp/Engrave Symbol on Conventional Cylinder (For example: AA1)		\$5.50
Stamp/Engrave Symbol on Interchangeable Core (For example: AA1)		\$5.50
MASTER/CONTROL/CHANGE KEYS		LIST PRICE
Extra Master/Change Key - Conventional Cylinders		\$9.80
Large Bow Master/Change Key - SCC (Schlage C compatible)		\$12.60
Large Bow Master/Change Key - SCE (Schlage E compatible)		\$12.60
Extra Master/Operating Key - Small Format		\$10.80
Extra Control Key - Small Format		\$11.20

Parts discount applies



## MR SERIES INTERCHANGEABLE CORE

## LIST PRICE


Effective November 1, 2016

## CORES

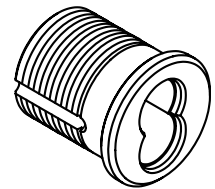
DESCRIPTION	PDQ NO.	AS PART OF LOCK	LIST PRICE ORDERED SEPARATELY
<b>SMALL FORMAT UNCOMBINED</b>			
6 Pin Cores	I5206 + KEYWAY	\$42.40	\$53.00
7 Pin Cores	I5207 + KEYWAY	\$45.50	\$58.10
<b>COMBINED</b>			
6 Pin Cores	I5206-1 + KEYWAY	\$42.40	\$69.00
7 Pin Cores	I5207-1 + KEYWAY	\$45.50	\$74.00
<b>BEST® Compatible</b> A (DEFAULT), B, C, D, E, F, G, H, J, K, L, M, Q, R WA, WB, WC, WG, WH, TB, TD, TE			
<b>PDQ Exclusive</b> PDQ1, PDQ2			
<b>PDQ Exclusive and Restricted</b> PDQ3			
<b>SFIC CONSTRUCTION</b>			
Construction Core 6-pin only		\$29.00	\$36.00
Dummy Construction Core Plastic		\$4.90	\$4.90
<b>LFIC CONSTRUCTION</b>			
Construction Core 6-pin only		\$48.00	\$36.00
IC Tailpiece Assembly		N/C	\$7.60
Construction cores are invoiced at shipment and credited upon return.			
<b>LFIC COMBINED</b>			
Schlage compatible LFIC, SCC (Schlage C compatible) keyway		\$52.00	\$76.00
<b>PDQ TA LFIC RESTRICTED</b>		\$52.00	\$76.00
<b>LFIC UNCOMBINED</b>			
Schlage compatible LFIC, SCC (Schlage C compatible) keyway		\$52.00	\$76.00
<b>HIGH SECURITY CORES</b>			
SEE HIGH SECURITY CYLINDERS AND CORES SECTION OF SECTION OF PRICE LIST.			

## NOTES:

- Parts Discount Applies
- Uncombined cores do not include springs & pins
- Combined cores include masterkeying in the list price
- PDQ1, PDQ2, PDQ3 (Restricted)**  
BEST A2 & A4 Systems Available
- Control Keys must be ordered separately



IC Core



IC Mortise Housing

Parts discount applies

# MR SERIES PARTS

## LIST PRICE

Effective November 1, 2016

MR SERIES  
MORTISE LOCKS

## STRIKES

DESCRIPTION	LIP LENGTH	PDQ NO.	LIST PRICE
1-1/4" x 4-7/8" ANSI/ASA Curved Lip (LH/RHR)	1-3/16"	W51241-(designate finish)	\$22.00
1-1/4" x 4-7/8" ANSI/ASA Curved Lip (RH/LHR)	1-3/16"	W51242-(designate finish)	\$22.00
Extended Straight Lip	1-7/8"	W51002-(designate finish)	\$32.00

### NOTES:

- Parts Discount Applies

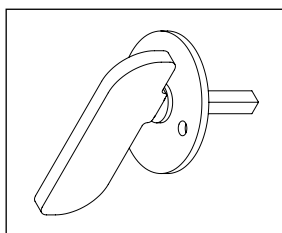
Parts discount applies

## ELECTRIC STRIKE

ELECTRIFIED HINGES NOW AVAILABLE - SEE HINGE SECTION

DESCRIPTION	PDQ NO.	LIST PRICE
Electric Strike for MR Locks <u>WITHOUT</u> Deadbolt function	85003	\$486.00

Parts discount applies



## ADA THUMBTURN

DESCRIPTION	PDQ NO.	LIST PRICE
Disability turn (ADA) - 630 (US32D) Stainless Steel	W51278-1	\$14.00

Parts discount applies

## MISCELLANEOUS PARTS

DESCRIPTION	PDQ NO.	LIST PRICE	SUBSTITUTION PRICE
Cam (Corbin A01) For #16 mortise Cylinder	1127-4201	\$6.20	-
IC Cam for SFIC Mortise Housing	154061	\$6.20	-
IC Cam for LFIC Mortise housing	154261	\$6.20	-
Collar Cyl Vandal 3/8" (specify finish)	W51214	\$13.00	-
Collar Spring	W51049	\$4.20	-
Anti-Friction Latchbolt	W91904	\$32.00	N/C

Parts discount applies



THIS PAGE LEFT BLANK INTENTIONALLY

# MJ

## EXTRA HEAVY DUTY SERIES

### MORTISE DEADBOLT

#### SPECIFICATIONS

**FOR DOORS:**

**BACKSET:**

**CASE:**

**FACEPLATE:**

**FRONT:**

**STRIKE:**

**DEADBOLT:**

**OPTIONAL THUMBTURN:**

**HAND:**

**KEYS:**

**KEYWAYS:**

**INTERCHANGEABLE CORE:**

**CYLINDER:**

**KEYING:**

**FINISHES:**

**CERTIFICATIONS, LISTINGS  
COMPLIANCES:**

**WARRANTY:**



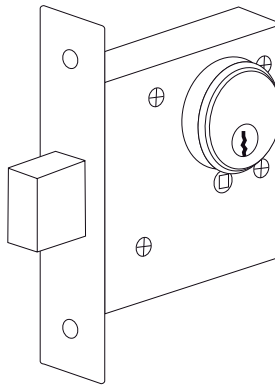
UL LISTED



**LIST PRICE**

Effective November 1, 2016

**MJ SERIES**  
MORTISE DEADBOLT



**MORTISE DEADBOLT**

- 1-3/4"
- 2-3/4"
- Steel — Dichromated for corrosion resistance
- 1-1/4" x 5-5/8"
- 2-1/4" x 1" • Stainless Steel or Wrought Brass.
- 1-1/8" x 2-1/2"
- 1" Throw. • Stainless Steel.
- ADA Compliant.
- Non-handed except for function MJ134 Classroom.  
(See Function Table and How to ORder Guide).
- Two (2) per Lock.
- SCC standard (Schlage C Compatible) • Also available in keyways of other manufacturers
- 6 or 7-pin • Compatible with Best, Falcon & Arrow
- Large Format IC Cores compatible with Schlage.
- 6 or 7-pin Mortise Cylinder
- Options: MK, CMK or GMK • Zero Bitted (KO), Keyed Different (KD) or Keyed Alike (KA)
- Can be keyed into existing master key systems
- 630 (US32D) - Satin Stainless Steel
- UL/CUL listed
- Meets requirements of the Buy American Act.
- 10-Year Limited Warranty

## CROSS REFERENCE






ANSI # A156.5 (A156.13)	PDQ FUNCTION	BEST	CORBIN	DORMA	MARKS #31/32/33 SERIES	SARGENT	SCHLAGE	YALE
E06081 (F18)	MJ131	48H L	DL4111	D961	L	4876	L464	353
E06071 (F17)	MJ132	48H K	DL4113	D960	K	4875	L460	352
E06061 (F16)	MJ133	48H M	DL4112	D962	M	4874	L462	351
E06091 (F29)	MJ134LH	48H R	DL4117	D963	S	4877	L463	357
	MJ134LH							

# MJ SERIES

## LIST PRICE

Effective November 1, 2016

## MORTISE DEADBOLT

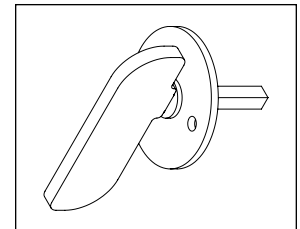
FUNCTION	FUNCTION NUMBER	OUTSIDE   INSIDE	DESCRIPTION	ANSI NUMBER A156.5 (A156.13)	LIST PRICE (630 ONLY)
Single Cylinder	MJ131		<ul style="list-style-type: none"> <li>• Key outside extends/retracts deadbolt</li> </ul>	E06081 (F18)	\$296.00
Single Cylinder with Thumbturn	MJ132		<ul style="list-style-type: none"> <li>• Key outside extends/retracts deadbolt</li> <li>• Thumbturn inside extends/retracts deadbolt</li> </ul>	E06071 (F17)	\$360.00
Double Cylinder	MJ133		<ul style="list-style-type: none"> <li>• Key outside extends/retracts deadbolt</li> <li>• Key inside extends/retracts deadbolt</li> </ul>	E06061 (F16)	\$430.00
Single Cylinder (Classroom) Left Hand	MJ134LH		<ul style="list-style-type: none"> <li>• Key outside extends/retracts deadbolt</li> <li>• Inside cylinder turn retracts but does not extend deadbolt</li> <li>• Thumbturn rotates clockwise</li> </ul>	E06091 (F29)	\$430.00
Single Cylinder (Classroom) Right Hand	MJ134RH		<ul style="list-style-type: none"> <li>• Key outside extends/retracts deadbolt</li> <li>• Inside cylinder turn retracts but does not extend deadbolt</li> <li>• Thumbturn rotates counter-clockwise</li> </ul>	E06091 (F29)	\$430.00

**Note:** For replacement T-Turn mortise cylinders for functions MJ134 RH and MJ134 LH, see the Cylinders and Keying Section.

## ADA THUMBTURN

DESCRIPTION	DESIGNATOR	LIST PRICE
Disability turn (ADA)	ADA	\$14.00

Parts discount applies



ADA Thumbturn

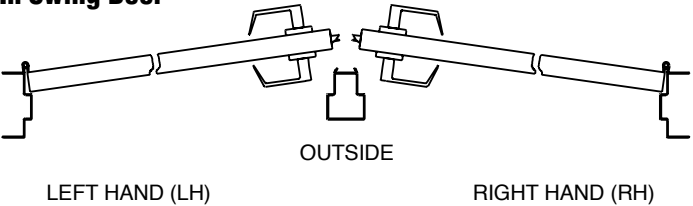
## HOW TO ORDER

SERIES	FINISH	CYLINDER OR HOUSING	KEYING
<b>MJ</b> — Mortise Deadbolts	<b>630</b> — Satin Stainless Steel	<b>D</b> — Default <b>L</b> — Less Cylinder <b>SF6</b> — SFIC w/Core, 6 Pin <b>SF7</b> — SFIC w/Core, 7 Pin <b>LF</b> — Schlage® Compatible LFIC w/Core <b>SF6L</b> — SFIC 6 Pin Housing less core <b>SF7L</b> — SFIC 7 Pin Housing, less core <b>LFL</b> — Schlage® Compatible LFIC Housing less core	<b>KD</b> — Keyed Different (Default) Others - See Keying Table
<b>MJ</b> <b>131</b>	<b>630</b> <b>—</b>	<b>D</b> <b>SCC</b>	<b>KD</b>
See Function Table	<b>ADA</b> — ADA Compliant Thumbturn	<b>SCC</b> — Default Others - See Keyway Table	
FUNCTION NUMBER	OPTIONAL THUMBTURN	KEYWAY	

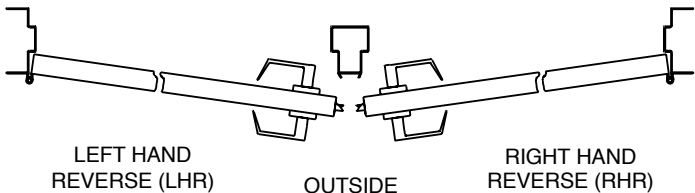
Ordering Example: MJ 131 630 SCC KD

## HANDING

### In Swing Door



### Out Swing Door



THIS PAGE LEFT BLANK INTENTIONALLY



# TJ

## TUBULAR LOCKS

### APARTMENT SERIES

#### SPECIFICATIONS

##### FOR DOORS:

##### BACKSET:

##### STRIKE:

##### ROSE DIMENSIONS:

##### DOOR PREP:

##### LATCH BOLTS:

##### HAND:

**NEW**

##### FINISHES:

##### TRIM:

##### LEVER DESIGNS:

##### CERTIFICATIONS, LISTINGS COMPLIANCES:

##### WARRANTY:



**SHOWN WITH DALLAS LEVER**



**SQUARE ROSE SHOWN WITH  
ORLANDO LEVER**

**NEW**


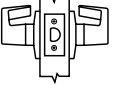

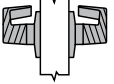

- For doors 1-3/8" (35mm) to 1-3/4" (44mm) thick standard
- 2-3/4" (70mm) default. Optional: 2-3/8" (60mm);
- "Full Lip" strike default. "T" strike and ANSI/ASA strike optional
- Standard Rose: 2-3/8" DIA
- Square Rose: 2-9/16"
- ANSI Standard 115.2, Type 161 for 2-3/4" Backset
- Type 160 optional
- 2-3/4" backset has 1-1/8" faceplate. 2-3/8" backset has a 1" faceplate
- Non-handed, except Memphis and Orlando
- 605 (US3) Bright Brass, 606 (US4) Satin Brass, 612 (US10) Satin Bronze, 613 (US10B) Oil Rubbed Bronze, 629 (US32) Bright Stainless Steel, 630 (US32D) Satin Stainless Steel
- Antimicrobial coating available on 630 only
- Stainless Steel Levers and roses
- Philadelphia, Boston, Miami, Chicago, Memphis, Orlando, Dallas and Ball Knob.
- Complies with ADA (Americans with Disabilities Act) and ICC/ANSI 117.1 for Accessible and Usable Buildings
- Five (5) year limited warranty

**LIST PRICE**

Effective November 1, 2016

TJ  
APARTMENT SERIES

## PDQ FUNCTIONS

FUNCTION	FUNCTION NUMBER	INSIDE   OUTSIDE	DESCRIPTION	ANSI NUMBER
<b>NON KEYED</b>				
Communicating	TJ 125		<ul style="list-style-type: none"> <li>Latchbolt operated by lever from inside</li> <li>Non removable blank outside</li> </ul>	—
Passage Closet	TJ 126		<ul style="list-style-type: none"> <li>Latchbolt operated by lever from either side</li> <li>Outside lever always free</li> </ul>	F75
Privacy Bedroom Bathroom	TJ 176		<ul style="list-style-type: none"> <li>Latchbolt operated by lever from either side</li> <li>Outside lever locked by push button on inside</li> <li>Outside lever unlocked by emergency release from outside, rotating inside lever, or closing door</li> </ul>	F76
Double Dummy	TJ 205		<ul style="list-style-type: none"> <li>Pull lever both sides</li> <li>No mechanical operation</li> </ul>	—
Single Dummy	TJ 211		<ul style="list-style-type: none"> <li>Pull lever one side</li> <li>No mechanical operation</li> </ul>	—

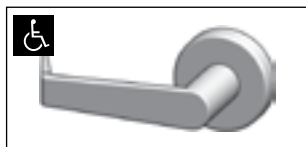


INDICATES RIGID LEVER

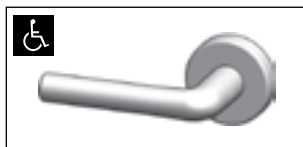
## HOW TO ORDER

SERIES	TRIM	FINISH	BACKSET	STRIKE
TJ Series Decorative Tubular Lock	BSN – Boston CHI – Chicago DAL – Dallas MEM – Memphis (Specify Handing) MIA – Miami ORL – Orlando (Specify Handing) PHL – Philadelphia K – Ball Knob	613 – Oil Rubbed Bronze 630 – Stainless Steel	234 - 2-3/4" – Default 238 - 2-3/8" – Optional	FL – Full Lip Strike – (Default) T – “T” Strike ASA – ANSI/ASA Strike
<b>TJ 176</b>	<b>PHL —</b>	<b>630 —</b>	<b>234 —</b>	<b>FL</b>
125 – Communicating 126 – Passage/Closet 176 – Privacy/Bedroom/Bathroom 205 – Double Dummy 211 – Single Dummy	Blank – Round Rose (Default) SR – Square Rose	AM – Antimicrobial	LH – Left Hand RH – Right Hand238	
<b>FUNCTION</b>	<b>ROSE OPTION</b>	<b>SPECIAL FINISH COATING</b>	<b>HANDING (REQUIRED FOR MEMPHIS AND ORLANDO LEVERS ONLY)</b>	

## TRIM - ROUND ROSE



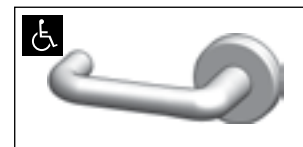
**PHILADELPHIA (PHL)**




**CHICAGO (CHI)**



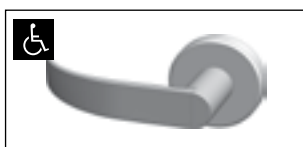
**MEMPHIS (MEM)**  
(SPECIFY HANDING)



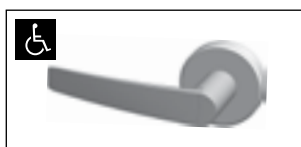
**DALLAS (DAL)**



**ORLANDO (ORL)**  
(SPECIFY HANDING)



**BOSTON (BSN)**



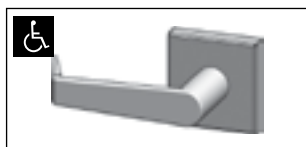
**MIAMI (MIA)**



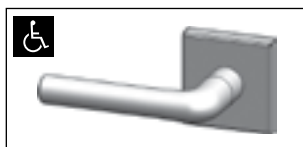
**BALL KNOB (K)**

## TRIM - SQUARE ROSE

**NEW**



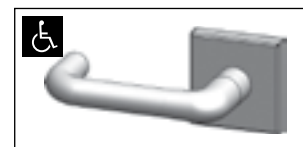
**PHILADELPHIA (PHL)**




**CHICAGO (CHI)**



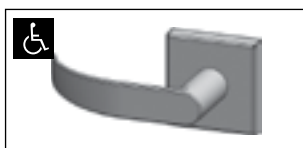
**MEMPHIS (MEM)**  
(SPECIFY HANDING)



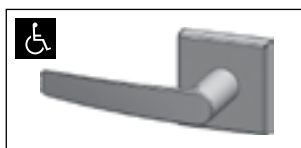
**DALLAS (DAL)**



**ORLANDO (ORL)**  
(SPECIFY HANDING)



**BOSTON (BSN)**



**MIAMI (MIA)**



**BALL KNOB (K)**

## TJ SERIES

ANSI NO.	PDQ NO.	FUNCTIONS	ROUND ROSE			SQUARE ROSE		
			605 <sup>1</sup> , 606 <sup>1</sup> , 612 <sup>1</sup>	613, 629	619 <sup>2</sup> , 630	605 <sup>1</sup> , 606 <sup>1</sup> , 612 <sup>1</sup>	613, 629	619 <sup>2</sup> , 630
F75	TJ 125	Communicating	\$300.00	\$300.00	\$260.00	\$308.00	\$308.00	\$268.00
	TJ 126	Passage	\$370.00	\$370.00	\$330.00	\$378.00	\$378.00	\$338.00
F76	TJ 176	Privacy	\$380.00	\$380.00	\$340.00	\$388.00	\$388.00	\$396.00
	TJ 205	Double Dummy	\$280.00	\$280.00	\$240.00	\$288.00	\$288.00	\$296.00
	TJ 211	Single Dummy	\$227.00	\$227.00	\$207.00	\$235.00	\$235.00	\$243.00

### Notes:

1 - Finishes 605, 606 and 612 require factory lead-time. Contact PDQ Customer Service.

2 - 619 shown for reference only. PDQ offers full stainless steel levers, ball knobs, roses, collars and escutcheons which comply with ANSI/BHMA Finish630. Specify 630 in lieu of 619.

ANTIMICROBIAL COATING

OPTION DESIGNATOR	DESCRIPTION	LIST PRICE ADD
AM	<b>Lever Set</b> Includes Inside and Outside Lever and Rose	\$60.00

Notes: - Parts discount applies - 6 piece minimum required. Can be a mix of different products. - Orders with less than 6 pieces need to be quoted and the list price add adjusted. - Allow 2-3 weeks for delivery.

ASSEMBLED IN U.S.A.  
**GRADE 1**  
**XGT**  
 EXTREMELY HEAVY DUTY  
**SERIES**  
 LEVER LOCK

**PERFORMANCE,  
 MECHANICAL**

**SPECIFICATIONS**

FOR DOORS:

APPLICATION:

DOOR PREP:

BACKSET:

CHASSIS:

FRONT:

STRIKE:

ROSE:

LATCHBOLT:

HAND:

TRIM:

KEYS:

KEYWAYS:

INTERCHANGEABLE CORE:

CYLINDER:

KEYING:

FINISHES:

CERTIFICATIONS, LISTINGS  
 COMPLIANCES:

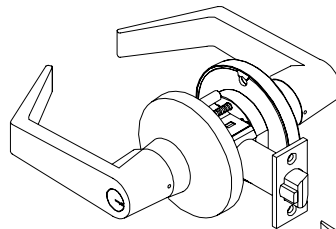
WARRANTY:

COUNTRY OF ORIGIN:

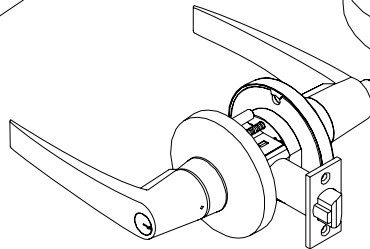


**LIST PRICE**

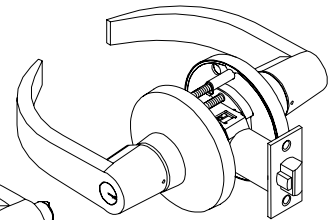
Effective November 1, 2016



**PHILADELPHIA (PHL) LEVER**



**MIAMI (MIA) LEVER**  
 Straight Lever No Return



**BOSTON (BSN) LEVER**

**XGT SERIES**  
 CYLINDRICAL LOCKS

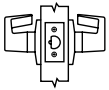
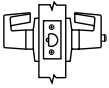
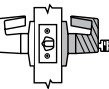
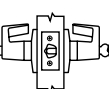


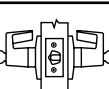

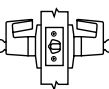
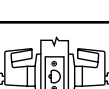
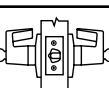
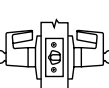
- Factory tested to over 3 million cycles (3 times the ANSI/BHMA Grade 1 standard)
- Lever torque tested to over 3,000 in-lbs (4 times the ANSI/BHMA Grade 1 standard)

- 1-3/4" to 2-1/4" thick
- Preset for 1-3/4" door
- Through door thru-bolting
- Standard ANSI A156.115 (161) for Cylindrical Locks
- 2-3/4" Standard. 3-3/4" and 5" Optional (Ordered from factory only).
- Heavy duty zinc diecast, investment cast, chromated cold rolled steel, stainless steel and EZAC™ diecast mechanism. Billet Steel spindles for locking functions
- 2-1/4" x 1-1/8" • Stainless Steel or Wrought Brass
- Beveled 1/8" in 2"
- ASA standard • T-Strike or Full Lip Strike optional
- Stainless Steel or Wrought Brass
- 3-3/8" DIA Wrought
- 9/16" Throw Deadlocking
- 3/4" Latch projection available as option.
- Non-handed
- Solid Zinc diecast PHL, BSN or MIA Levers
- 41° Lever Rotation Standard with 2-3/4" backset
- Wrought Brass Roses, Concealed Screws
- 65° Lever Rotation Standard with 3/4" latch for double doors (Ordered from factory only) and all 3-3/4" and 5" backsets (Ordered from factory only)
- Two (2) per Lock
- SCC standard (Schlage C Compatible)
- Also available in keyways of other manufacturers
- Available for all keyed functions
- 6 or 7-pin
- Large Format IC Core available for PHL Lever ONLY.
- Compatible with Best, Falcon and Arrow.
- 6-pin Brass Insert Cylinder keyed to 5-pins
- Options: MK, CMK or GMK
- Zero Bitted (KO), Keyed Different (KD) or Keyed Alike (KA) Can be keyed into existing master key systems
- 605 (US3), 606 (US4), 612 (US10), 613 (US10B), 625 (US26), 626 (US26D)
- Optional Antimicrobial Coating 626 (USD26D) only†
- UL/CUL 10C listed for 3 hrs, for single doors up to 4'0" x 8'0"
- Certified to ANSI/BHMA A156.2-2011, Grade 1
- California Education Code Compliant (Functions GT135, GT135LED, GT145)
- Federal Specification FF-H-10C (Superseded by A156.2)
- Windstorm Rated - Florida Building Code HVHZ (High Velocity Hurricane Zone) listed. Contact PDQ Technical Service for more information.
- Complies with ADA (Americans with Disabilities Act) and ICC/ANSI 117.1 for Accessible and Usable Buildings
- Limited Lifetime Warranty
- Proudly Assembled in the U.S.A. with U.S. and foreign material. Meets requirements of the Buy American Act.

† Available with antimicrobial coating, technology that is known to inhibit the growth of microbes.



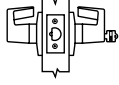

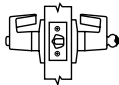
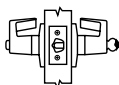
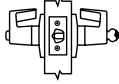
## PDQ FUNCTIONS

FUNCTION	FUNCTION NUMBER	INSIDE   OUTSIDE	DESCRIPTION	ANSI NUMBER
<b>NON KEYED</b>				
Passage / Closet	XGT126™		<ul style="list-style-type: none"> <li>Latchbolt operated by lever from either side at all times</li> </ul>	F75
Privacy Bedroom / Bathroom	XGT176™		<ul style="list-style-type: none"> <li>Latchbolt operated by lever from either side or emergency release in outside lever</li> <li>Outside lever locked by push button on inside</li> <li>Outside lever unlocked by emergency release from outside, rotating inside lever, or closing door</li> </ul>	F76
<b>KEYED</b>				
Storeroom	XGT115		<ul style="list-style-type: none"> <li>Latchbolt operated by inside lever or key in outside lever</li> <li>Outside lever always fixed</li> </ul>	F86
Entrance	XGT116		<ul style="list-style-type: none"> <li>Latchbolt operated by lever from either side or key in outside lever</li> <li>Outside lever locked by push/turn button on inside</li> <li>When outside lever is locked by push button on inside – key from outside, or rotating inside lever unlocks outside lever</li> <li>When outside lever is locked by pushing and turning button on the inside, key from outside or rotating inside lever retracts latch but does not unlock outside lever</li> </ul>	F109
Security	XGT120		<ul style="list-style-type: none"> <li>Latchbolt operated by lever from either side</li> <li>Key on outside locks inside lever</li> <li>Key on outside unlocks inside lever</li> <li>Outside keyed lever always free</li> <li>Inside lever has non-removable security features</li> </ul>	—
Utility Asylum / Institution	XGT128		<ul style="list-style-type: none"> <li>Both levers rigid</li> <li>Latchbolt retracted by key on both sides</li> <li>Can only gain entry or exit by key</li> </ul>	F87
Vestibule Class Room Security	XGT135		<ul style="list-style-type: none"> <li>Latchbolt operated by lever from either side</li> <li>Key in either lever locks outside lever</li> <li>Key in either lever unlocks outside lever</li> <li>Inside lever always free</li> </ul>	F110
Vestibule Class Room Security	 XGT135LED		<ul style="list-style-type: none"> <li>Latchbolt operated by lever from either side</li> <li>Key in either lever locks outside lever</li> <li>Key in either lever unlocks outside lever</li> <li>Inside lever always free</li> <li>Red LED Outside Lever Status Indicator</li> <li>Lock Directional Arrow</li> <li><b>Patent #9,187,928</b></li> </ul>	F110
Store Door	XGT137		<ul style="list-style-type: none"> <li>Latchbolt operated by lever from either side</li> <li>Both levers locked by key from either side</li> <li>Both levers unlocked by key from either side</li> </ul>	F91
Communicating	XGT141		<ul style="list-style-type: none"> <li>Latchbolt operated by lever from either side</li> <li>Key in either side locks or unlocks its own lever independently</li> </ul>	F80
Vestibule Class Room Security	XGT145		<ul style="list-style-type: none"> <li>Latchbolt operated by lever from either side</li> <li>Key in either lever locks outside lever</li> <li>Key in either lever unlocks outside lever</li> <li>Inside lever always free</li> <li>Lock Directional Arrow™</li> </ul>	F110



INDICATES RIGID LEVER

### PDQ FUNCTIONS

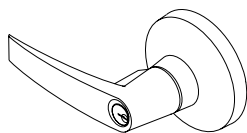
FUNCTION	FUNCTION NUMBER	INSIDE   OUTSIDE	DESCRIPTION	ANSI NUMBER
<b>KEYED</b>				
Classroom	XGT148		<ul style="list-style-type: none"> <li>Latchbolt operated by lever from either side</li> <li>Outside lever locked by key from outside</li> <li>Outside lever unlocked by key from outside</li> <li>Inside lever always operates latch</li> </ul> 	F84
Service Station	XGT155		<ul style="list-style-type: none"> <li>Latchbolt operated by lever from either side or key in outside lever</li> <li>Outside lever locked by push button on inside</li> <li>When outside lever is locked by push button on inside – key from outside, rotating inside lever, or closing door unlocks outside lever</li> <li>When outside lever is locked by pushing and turning the slotted button on the inside, key from outside or rotating inside lever retracts latch but does not unlock outside lever</li> </ul>	F92
Dormitory / Corridor	XGT165		<ul style="list-style-type: none"> <li>Latchbolt operated by lever from either side or key in outside lever</li> <li>Outside lever locked by key on outside or push button on inside</li> <li>Outside lever unlocked by key in outside lever, closing door, or rotating inside lever</li> <li>Inside lever always free</li> <li>When key is used to lock outside, button on inside is disabled</li> </ul>	F90
Entry	XGT182		<ul style="list-style-type: none"> <li>Latchbolt operated by lever from either side or key in outside lever</li> <li>Outside lever locked by push button on inside</li> <li>Outside lever unlocked by key from outside, or rotating inside lever</li> </ul>	F82

## CROSS REFERENCE

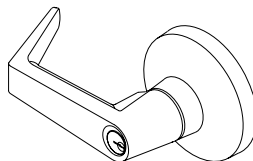
ANSI # / FUNCTION	PDQ	SARGENT	CORBIN
F75 — PASSAGE	XGT 126	11U15	CL3110
F76 — PRIVACY	XGT 176	11U65	CL3120
F82 — ENTRY	XGT 182	11G24	CL3161
F84 — CLASSROOM	XGT 148	11G37	CL3155
F86 — STORE ROOM	XGT 115	11G04	CL3157
F90 — CORRIDOR	XGT 165	11G54	CL3175
F110 — INTRUDER CLASSROOM	XGT 135	11G38	CL3152
F110 — INTRUDER CLASSROOM W/LED INDICATOR	XGT 135 LED PDQ Exclusive - Patent #9,187,928	N/A	N/A

## LEVER COMPARISON

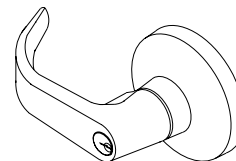
PDQ	SCHLAGE	SARGENT	CORBIN
MIA — MIAMI	ATH	B Lever	AZD
PHL — PHILADELPHIA	RHO	L Lever	NZD
BSN — BOSTON	SPA	P Lever	PZD



 MIAMI (MIA) LEVER



 PHILADELPHIA (PHL) LEVER



 BOSTON (BSN) LEVER

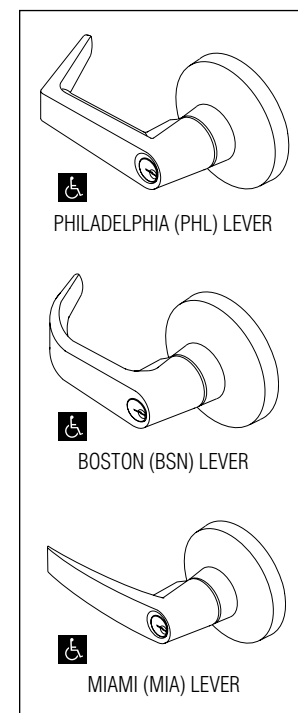
Information on this sheet is compiled from public documents and third parties. As a result, PDQ makes no guarantees as to their accuracy, content, quality or availability. Comparisons were made using the technical features only and are not commercial comparisons. Final suitability should be determined by a professional hardware consultant.



## LOCKSETS

ANSI NO.	PDQ NO.	FUNCTIONS	626	613	605/606 612/625
<b>SINGLE CYLINDER</b>					
F86	115	Store Room	\$547.00	\$587.00	\$577.00
F109	116	Entrance	\$547.00	\$587.00	\$577.00
	120	Security	\$559.00	\$599.00	\$589.00
F84	148	Classroom	\$547.00	\$587.00	\$577.00
F92	155	Service Station	\$643.00	\$683.00	\$673.00
F90	165	Dormitory / Corridor	\$643.00	\$683.00	\$673.00
F82	182	Office / Entry	\$547.00	\$587.00	\$577.00
<b>DOUBLE CYLINDER</b>					
F87	128	Institution	\$643.00	\$693.00	\$683.00
F110	135	Classroom / Security	\$643.00	\$693.00	\$683.00
F110	135LED	Classroom/Security w/Red LED Outside Lever Status Indicator	\$793.00	Contact PDQ	Contact PDQ
F91	137	Store Door	\$643.00	\$693.00	\$683.00
F110	145	Classroom / Security w/Locking Direction Arrow	\$656.00	Contact PDQ	Contact PDQ
F80	141	Communicating	\$643.00	\$693.00	\$683.00
<b>NON-CYLINDER</b>					
F76	176	Privacy	\$445.00	\$475.00	\$470.00
F75	126	Passage	\$364.00	\$404.00	\$394.00
List prices shown include cylinder.					
<b>OPTIONS</b>					<b>LIST PRICE ADD</b>
Tactile Abrasive Coating - Inside only					\$43.00
Tactile Abrasive Coating - Outside only					\$43.00
Tactile Abrasive Coating - Both Sides					\$82.00
Split Finishes					Higher Finish Price
Lead-Lined Rose					\$146.00
Dust Box					\$4.10

## TRIM



### NOTES:

- Lock discount applies to Options
- Locks will be furnished with ASA Strike & SCC Keyway unless otherwise stated

PDQ endeavors to stock all finishes shown in this price book for immediate shipment (1-2 days, less keying). However, we suggest you contact the factory to confirm availability for large jobs.

## ANTIMICROBIAL COATING

DESCRIPTION	HOW TO ORDER	LIST PRICE ADD
<b>Lever Set</b> Includes Inside and Outside Lever and Rose		\$60.00

### Notes:

- Parts discount applies
- 6 piece minimum required. Can be a mix of different products.
- Orders with less than 6 pieces need to be quoted and the list price add adjusted.
- Allow 2-3 weeks for delivery.

## HOW TO ORDER

QUANTITY	SERIES	FUNCTION	TRIM	FINISH	SPECIAL FINISH COATING	BACKSET	STRIKE	CYLINDER OR HOUSING	KEYWAY	KEYING
6	XGT	116	PHL	626	AM - ANTI-MICROBIAL	234	ASA	D	SCC	KD

NOTE: Case quantity is 6 / Case weight is 33 lbs. Keyed Functions / Case weight is 31 lbs.  
Non-Keyed Functions / For split finishes, designate O/S trim first, then I/S

ASA — ANSI/ASA (default)  
FL — Full Lip  
T — "T" Strike

D — Default  
L — Less Cylinder  
SF6 — SFIC w/Core, 6 Pin  
SF7 — SFIC w/Core, 7 Pin  
LF — Schalg® Compatible LFIC w/Core  
SFL — SFIC Housing less core  
LFL — Schalg® Compatible LFIC Housing less core

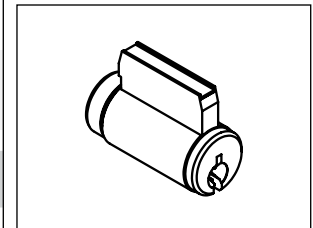


## CYLINDERS & KEYING SYSTEMS

PDQ KEYWAY	COMPATIBLE WITH	LIST PRICE	SUBSTITUTION PRICE
ARA	Arrow / AR1	\$51.00	N/C
C059A1	Corbin / 59A1	\$51.00	N/C
C06	Corbin / 60	\$51.00	N/C
CL4	Corbin / L4	\$51.00	N/C
RUD	Russwin / D1	\$51.00	N/C
SCE	Schlage / E	\$51.00	N/C
SCC	Schlage / C	\$51.00	N/C
SCC-K	Schlage / C-K	\$51.00	N/C
SAL	Sargent / LA	\$51.00	N/C
RA-RC	Sargent / RA-RC	\$51.00	N/C
YA8	Yale / E1R	\$51.00	N/C
GA	Yale / GA	\$51.00	N/C
FAL	Falcon / E-R	\$51.00	N/C
KW	Kwikset	\$51.00	N/C
TA	PDQ / TA (Restricted. Limited to Grandmaster systems w/4 masters)	\$53.00	N/C
NON	Less Cylinder	-	Deduct \$4/Cylinder

### NOTES:

- Specify finish for cylinders ordered separately
- Kwikset cylinder available in 5 pin only
- Specify KD, KA4, or 1 bitting
- Specify KD, KA or "0" Bit (PDQ "0" bit is keyed to a 1 bit and a 1 bit key is supplied)
- 6 pin cylinders are key to 5 pins



Key in Knob/Lever Cylinder

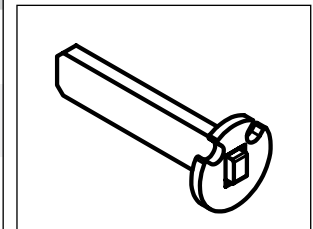
### HIGH SECURITY CYLINDERS AND CORES

SEE HIGH SECURITY CYLINDERS AND CORES SECTION OF PRICE LIST.

### KEYING SYSTEMS

### LIST PRICE

Keyed Random	N/C
0-Bitted with 2 blank keys (For quality control purposes, PDQ "0" bit cylinders are actually keyed to a 1 bit and a 1 bit key is sent to open cylinders.)	N/C
Keyed Alike, 2 or less (KA2)	N/C
Keyed Alike, 3-4 (KA3 or KA4)	\$3.00ea
Keyed Alike, 5 or More (KA5)	\$8.00ea
Master Keyed	\$16ea
Construction Master Keyed	\$16ea
Master Keyed to Existing Bittings:	\$16ea
• Parts Discount Applies	



Key in Knob/Lever Tailpiece

### MASTER KEY SERVICES

### LIST PRICE

Number of Bittings	
1-100	\$110
101-300	\$170
301-1000	\$240
1001- 2000	\$330
2001- 5000	\$420

Master Key Service is a custom master key system that is provided with the purchase of complete PDQ manufactured locks and locking devices. A master key service charge will be assessed for any order that includes only PDQ cylinders or cores for use on non-PDQ locks or locking devices.

Bitting List for Factory Master Key Production	\$95.00
--	---------

### VISUAL KEY CONTROL-MASTER KEYS

### LIST PRICE

Stamp/Engrave Symbol on Key (For example: AA1)	\$5.50
Stamp/Engrave "DO NOT DUPLICATE" on Key	\$1.00
Stamp/Engrave Bitting on Key	\$4.20
Stamp/Engrave Symbol on Conventional Cylinder (For example: AA1)	\$5.50
Stamp/Engrave Symbol on Interchangeable Core (For example: AA1)	\$5.50

### MASTER/CONTROL/CHANGE KEYS

### LIST PRICE

Extra Master/Change Key - Conventional Cylinders	\$9.80
Large Bow Master/Change Key - SCC (Schlage C compatible)	\$12.60
Large Bow Master/Change Key - SCE (Schlage E compatible)	\$12.60
Extra Master/Operating Key - Small Format	\$10.80
Extra Control Key - Small Format	\$11.20

Parts discount applies

# XGT SERIES INTERCHANGEABLE CORE

Best SFIC and Schlage Large Format Compatible.

**LIST PRICE**

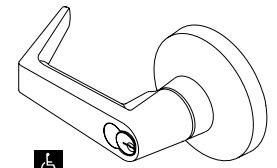
Effective November 1, 2016

## LOCKSETS

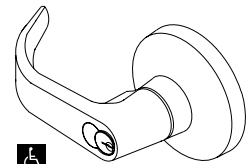
## TRIM

**XGT SERIES**  
CYLINDRICAL LOCKS

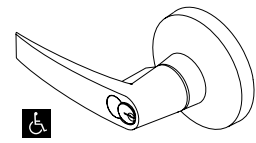
ANSI NO.	PDQ NO.	FUNCTIONS	626 SFIC	626 LFIC (PHL ONLY)	613 SFIC	605/606 612/625 SFIC
<b>SINGLE CYLINDER</b>						
F86	115	Store Room	\$547.00	\$557.00	\$587.00	\$577.00
F109	116	Entrance	\$547.00	\$557.00	\$587.00	\$577.00
	120	Security	\$559.00	\$569.00	\$599.00	\$589.00
F84	148	Classroom	\$547.00	\$557.00	\$683.00	\$577.00
F92	155	Service Station	\$643.00	\$653.00	\$683.00	\$673.00
	165	Dormitory / Corridor	\$643.00	\$653.00	\$683.00	\$673.00
F82	182	Office / Entry	\$547.00	\$557.00	\$587.00	\$577.00
<b>DOUBLE CYLINDER</b>						
F87	128	Institution	\$643.00	\$663.00	\$693.00	\$683.00
F110	135	Classroom / Security	\$643.00	\$663.00	\$693.00	\$683.00
F110	135LED	Classroom/Security w/Red LED	\$793.00	\$813.00	Contact PDQ	Contact PDQ
		Outside Lever Status Indicator				
F91	137	Store Door	\$643.00	\$663.00	\$693.00	\$683.00
F110	145	Classroom / Security w/Locking Direction Arrow	\$656.00	\$676.00	Contact PDQ	Contact PDQ
F80	141	Communicating	\$643.00	\$663.00	\$693.00	\$683.00
<b>List prices shown do not include I-C core.</b>						
OPTIONS			LIST PRICE ADD			
Tactile Abrasive Strip - Inside only			\$43.00			
Tactile Abrasive Strip - Outside only			\$43.00			
Tactile Abrasive Coating - Both Sides			\$82.00			
Lead-Lined Rose			\$146.00			
Split Finish			Higher Finish Price			
Dust Box			\$4.10			



PHILADELPHIA (PHL IC) LEVER



BOSTON (BSN IC) LEVER



MIAMI (MIA IC) LEVER

**NOTES:**

- Lock discount applies to Options
- Locks will be furnished with ASA Strike unless otherwise stated

PDQ endeavors to stock all finishes shown in this price book for immediate shipment (1-2 days, less keying). However, we suggest you contact the factory to confirm availability for large jobs.

Parts discount applies

## ANTIMICROBIAL COATING

OPTION DESIGNATOR	DESCRIPTION	LIST PRICE ADD
AM	<b>Lever Set</b> Includes Inside and Outside Lever and Rose	\$102.00

**Notes:**

- Parts discount applies
- 6 piece minimum required. Can be a mix of different products.
- Orders with less than 6 pieces need to be quoted and the list price add adjusted.
- Allow 2-3 weeks for delivery.



# XGT SERIES INTERCHANGEABLE CORE

## LIST PRICE

Effective November 1, 2016

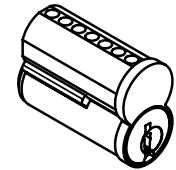
### CORES

XGT SERIES  
CYLINDRICAL LOCKS

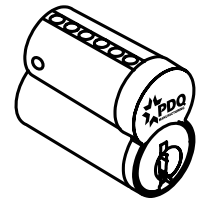
DESCRIPTION	PDQ NO.	AS PART OF LOCK	LIST PRICE ORDERED SEPARATELY
<b>SMALL FORMAT UNCOMBINED</b>			
6 Pin Cores	I5206 + KEYWAY	\$42.40	\$53.00
7 Pin Cores	I5207 + KEYWAY	\$45.50	\$58.10
<b>COMBINED</b>			
6 Pin Cores	I5206-1 + KEYWAY	\$42.40	\$69.00
7 Pin Cores	I5207-1 + KEYWAY	\$45.50	\$74.00
<b>BEST® Compatible</b> A (DEFAULT), B, C, D, E, F, G, H, J, K, L, M, Q, WA, WB, WC, WG, WH, TB, TD, TE, & R			
<b>PDQ Exclusive</b> PDQ1, PDQ2			
<b>PDQ Exclusive and Restricted</b> PDQ3			
<b>SFIC CONSTRUCTION</b>			
Construction Core 6-pin only		\$29.00	\$36.00
Dummy Construction Core Plastic		\$4.90	\$4.90
<b>LFIC CONSTRUCTION</b>			
Construction Core 6-pin only		\$48.00	\$36.00
IC Tailpiece Assembly		N/C	\$7.60
Construction cores are invoiced at shipment and credited upon return.			
<b>LFIC COMBINED</b>			
Schlage compatible LFIC, SCC (Schlage C compatible) keyway		\$52.00	\$76.00
<b>PDQ TA LFIC RESTRICTED</b>		\$52.00	\$76.00
<b>LFIC UNCOMBINED</b>			
Schlage compatible LFIC, SCC (Schlage C compatible) keyway		\$52.00	\$76.00
<b>HIGH SECURITY IC CORES</b>			
SEE HIGH SECURITY CYLINDERS AND CORES SECTION OF PRICE LIST. — LFIC REQUIRES LARGE FORMAT LEVER			

#### NOTES:

- Combined cores include masterkeying (SFIC only) in the list price
- Specify finish for IC Cores ordered separately
- Control keys must be ordered separately
- **PDQ1, PDQ2, PDQ3 (Restricted)**, Best A2 & A4 Systems Available



IC Core



LFIC Core

Parts discount applies

# XGT SERIES PARTS

## LIST PRICE

Effective November 1, 2016

### STRIKES, ROSE

DESCRIPTION	PDQ NO.	LIST PRICE	SUBSTITUTION PRICE
ASA Strike (any finish) 1-1/4" x 4-7/8"	V91905-(designate finish)	\$27.00	N/C
T-Strike (any finish) 1-1/8" x 2-3/4"	V919050-(designate finish)	\$12.00	N/C
Full Lip Strike (any finish) 1-5/8" x 2-1/4"	V919051-(designate finish)	\$11.00	N/C
Box for ANSI Strike		\$6.00	N/C
Printed rose, "LOCK" directional arrow (for 135LED and 145) Specify finish		\$20.00	

#### NOTES:

- Specify finish for Strikes & Latchbolts ordered separately

**XGT SERIES**  
CYLINDRICAL LOCKS

Parts discount applies

### ELECTRIC STRIKE

ELECTRIFIED HINGES NOW AVAILABLE - SEE HINGE SECTION

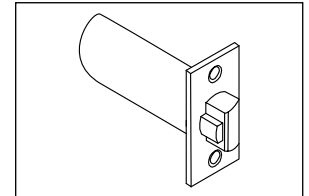
DESCRIPTION	PDQ NO.	LIST PRICE
Electric Strike for XGT Locks	85001	\$496.00

Parts discount applies

### LATCHBOLT

DESCRIPTION	PDQ NO.	LIST PRICE	SUBSTITUTION PRICE
2-3/4" Deadlocking 2-1/4" x 1-1/8"	V91904-711	\$65.00	N/C

Parts discount applies



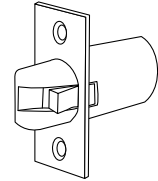
Latchbolt

### FIRE RATED LATCH

DESCRIPTION	PDQ NO.	LIST PRICE	SUBSTITUTION PRICE
3/4" throw Fire Rated Latch for Double Doors ► <b>MUST BE ORDERED WITH LOCK.</b>	V91904-711DD	\$196.00	\$162.00

Available in 626 Only. 1 1/8" faceplate-Lock must be 2 3/4" Backset only.

Parts discount applies



3/4" Fire Rated Latch:

- 2 3/4" (70mm), Deadlatch
- Meets ANSI A156.2 Grade 1 strength and operational requirements.
- UL 3 hours fire rating certified.
- Stainless steel powder metallurgy latch bolt with 3/4" (19 mm) throw.
- Forged brass faceplate, 1-1/8" x 2-1/4" (28.4 mm x 57.2 mm) square corner.
- For pairs of Fire Doors.

ASSEMBLED IN U.S.A.

GRADE 1

GT

EXTRA HEAVY DUTY  
SERIES  
CYLINDRICAL LOCK

PERFORMANCE,  
MECHANICAL

## SPECIFICATIONS

FOR DOORS:

APPLICATION:

DOOR PREP:

BACKSET:

CHASSIS:

FRONT:

STRIKE:

ROSE:

LATCHBOLT:

HAND:

TRIM:

KEYS:

KEYWAYS:

INTERCHANGEABLE CORE:

CYLINDER:

KEYING:

FINISHES:

CERTIFICATIONS, LISTINGS  
COMPLIANCES:

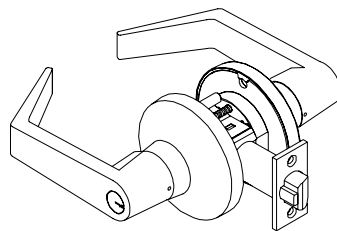
WARRANTY:

COUNTRY OF ORIGIN:

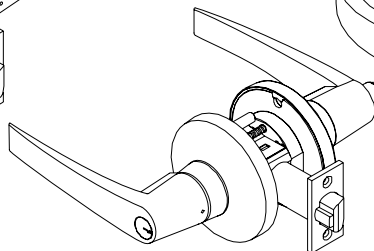


## LIST PRICE

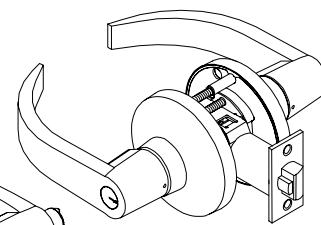
Effective November 1, 2016



PHILADELPHIA (PHL) LEVER



MIAMI (MIA) LEVER



BOSTON (BSN) LEVER

GT SERIES  
CYLINDRICAL LOCKS

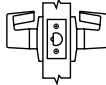

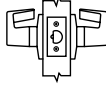
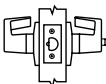

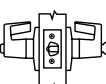
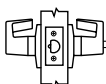
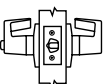


- Factory tested to over 3 million cycles (3 times the ANSI/BHMA Grade 1 standard)
- Lever torque tested to over 2,100 in-lbs (3 times the ANSI/BHMA Grade 1 standard)

- 1-3/4" to 2-1/4" thick
- Preset for 1-3/4" door
- Through door thru-bolting
- Standard ANSI A156.115 (161) for Cylindrical Locks
- 2-3/4" Standard. 3-3/4" and 5" Optional (Ordered from factory only).
- Heavy duty zinc diecast, investment cast, chromated cold rolled steel, stainless steel and EZAC™ diecast mechanism. Billet Steel spindles for locking functions
- 2-1/4" x 1-1/8" • Stainless Steel or Wrought Brass
- Beveled 1/8" in 2"
- ASA standard • T-Strike or Full Lip Strike optional
- Stainless Steel or Wrought Brass
- 3-3/8" DIA Wrought
- 9/16" Throw Deadlocking
- 3/4" Latch projection for available as option.
- Non-handed
- Solid Zinc diecast PHL, BSN or MIA Levers
- 41° Lever Rotation Standard with 2-3/4" backset
- Wrought Brass Roses, Concealed Screws
- 65° Lever Rotation Standard with 3/4" latch for double doors (Ordered from factory only) and all 3-3/4" and 5" backsets
- (Ordered from factory only)
- Two (2) per Lock
- SCC standard (Schlage C Compatible)
- Also available in keyways of other manufacturers
- Available for all keyed functions
- 6 or 7-pin
- Large Format IC Core available for PHL Lever ONLY.
- Compatible with Best, Falcon and Arrow.
- 6-pin Brass Insert Cylinder keyed to 5-pins
- Options: MK, CMK or GMK
- Zero Bitted (KO), Keyed Different (KD) or Keyed Alike (KA) Can be keyed into existing master key systems
- 605 (US3), 606 (US4), 612 (US10), 613 (US10B), 625 (US26), 626 (US26D)
- Optional Antimicrobial Coating 626 (USD26D) only†
- UL/CUL 10C listed for 3 hrs, for single doors up to 4'0" x 8'0"
- Certified to ANSI/BHMA A156.2-2011, Grade 1
- California Education Code Compliant (Functions GT135, GT135LED, GT145)
- Federal Specification FF-H-10C (Superseded by A156.2)
- Windstorm Rated - Florida Building Code HVHZ (High Velocity Hurricane Zone) listed.
- Contact PDQ Technical Service for more information.
- Complies with ADA (Americans with Disabilities Act) and ICC/ANSI 117.1 for Accessible and Usable Buildings
- Twenty-five (25) year Limited Warranty
- Proudly Assembled in the U.S.A. with U.S. and foreign material. Meets requirements of the Buy American Act.

† Available with antimicrobial powder coating, treated with silver ionic technology that is known to inhibit the growth of microbes.



## PDQ FUNCTIONS

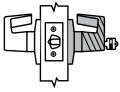
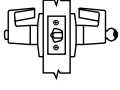
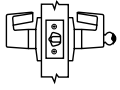

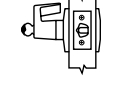
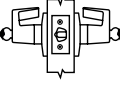

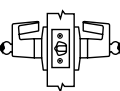

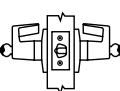
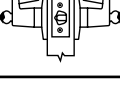
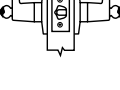

FUNCTION	FUNCTION NUMBER	INSIDE   OUTSIDE	DESCRIPTION	ANSI NUMBER
NON KEYED				
Exit	GT124		<ul style="list-style-type: none"> <li>Latchbolt operated by inside lever at all times</li> <li>Outside lever always fixed</li> <li>Outside lever has non-removable security features</li> </ul>	F89
Communicating	GT125		<ul style="list-style-type: none"> <li>Latchbolt operated by inside lever</li> <li>Blank plate outside</li> <li>Minimum clearance of 1-1/2" between doors</li> <li>Frame depth 7-1/8"</li> </ul>	—
Passage / Closet	GT126™		<ul style="list-style-type: none"> <li>Latchbolt operated by lever from either side at all times</li> </ul>	F75
Time Out Lock	GT173		<ul style="list-style-type: none"> <li>Latchbolt by lever from either side unless push button on outside is depressed. Lock returns to passage mode upon release of push button.</li> <li>Inside lever locked only when pushing button on outside lever.</li> <li>Inside lever unlocked by emergency release of button from outside.</li> </ul> 	—
Hospital Privacy	GT175		<ul style="list-style-type: none"> <li>Latchbolt operated by lever from either side or emergency turn piece in outside lever</li> <li>Outside lever locked by push button on inside</li> <li>Outside lever unlocked by emergency turn piece from outside, rotating inside lever, or closing door</li> </ul>	—
Privacy Bedroom / Bathroom	GT176™		<ul style="list-style-type: none"> <li>Latchbolt operated by lever from either side or emergency release in outside lever</li> <li>Outside lever locked by push button on inside</li> <li>Outside lever unlocked by emergency release from outside, rotating inside lever, or closing door</li> </ul>	F76
Patio	GT177		<ul style="list-style-type: none"> <li>Latchbolt operated by lever from either side</li> <li>Outside lever locked by push button on inside</li> <li>Outside lever unlocked by rotating inside lever, or closing door</li> <li>Outside lever has non-removable security features</li> </ul>	F77
Double Dummy	GT205		<ul style="list-style-type: none"> <li>Pull lever both sides</li> <li>No mechanical operation</li> </ul>	—
Single Dummy	GT211		<ul style="list-style-type: none"> <li>Pull lever one side</li> <li>No mechanical operation</li> </ul>	—



INDICATES RIGID LEVER



## PDQ FUNCTIONS

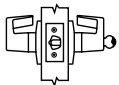


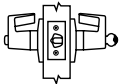
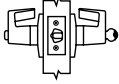
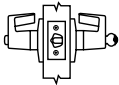

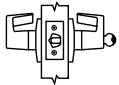
FUNCTION	FUNCTION NUMBER	INSIDE   OUTSIDE	DESCRIPTION	ANSI NUMBER
<b>KEYED</b>				
Storeroom	GT115		<ul style="list-style-type: none"> <li>Latchbolt operated by inside lever or key in outside lever</li> <li>Outside lever always fixed</li> </ul>	F86
Entrance	GT116		<ul style="list-style-type: none"> <li>Latchbolt operated by lever from either side or key in outside lever</li> <li>Outside lever locked by push/turn button on inside</li> <li>When outside lever is locked by push button on inside – key from outside, or rotating inside lever unlocks outside lever</li> <li>When outside lever is locked by pushing and turning button on the inside, key from outside or rotating inside lever retracts latch but does not unlock outside lever</li> </ul>	F109
Security	GT120		<ul style="list-style-type: none"> <li>Latchbolt operated by lever from either side</li> <li>Key on outside locks inside lever</li> <li>Key on outside unlocks inside lever</li> <li>Outside keyed lever always free</li> <li>Inside lever has non-removable security features</li> </ul>	—
Utility Asylum / Institution	GT128		<ul style="list-style-type: none"> <li>Both levers rigid</li> <li>Latchbolt retracted by key on both sides</li> <li>Can only gain entry or exit by key</li> </ul>	F87
Exit or Twin Communicating	GT129		<ul style="list-style-type: none"> <li>Latchbolt operated by key in inside lever</li> <li>Inside lever always fixed</li> <li>Blank plate outside</li> <li>Minimum clearance of 1-1/2" between doors</li> <li>Frame depth 7-1/8"</li> </ul>	—
Vestibule Class Room Security	GT135		<ul style="list-style-type: none"> <li>Latchbolt operated by lever from either side</li> <li>Key in either lever locks outside lever</li> <li>Key in either lever unlocks outside lever</li> <li>Inside lever always free</li> </ul> 	F110
Vestibule Class Room Security	GT135LED		<ul style="list-style-type: none"> <li>Latchbolt operated by lever from either side</li> <li>Key in either lever locks outside lever</li> <li>Key in either lever unlocks outside lever</li> <li>Inside lever always free</li> <li>Red LED Outside Lever Status Indicator</li> <li>Lock Directional Arrow</li> <li><b>Patent # 9,187,928</b></li> </ul> 	F110
Store Door	GT137		<ul style="list-style-type: none"> <li>Latchbolt operated by lever from either side</li> <li>Both levers locked by key from either side</li> <li>Both levers unlocked by key from either side</li> </ul>	F91
Communicating	GT141		<ul style="list-style-type: none"> <li>Latchbolt operated by lever from either side</li> <li>Key in either side locks or unlocks its own lever independently</li> </ul>	F80
Vestibule Class Room Security	GT145		<ul style="list-style-type: none"> <li>Latchbolt operated by lever from either side</li> <li>Key in either lever locks outside lever</li> <li>Key in either lever unlocks outside lever</li> <li>Inside lever always free</li> <li>Lock Directional Arrow</li> </ul> 	F110



INDICATES RIGID LEVER



## PDQ FUNCTIONS

FUNCTION	FUNCTION NUMBER	INSIDE   OUTSIDE	DESCRIPTION	ANSI NUMBER
<b>KEYED</b>				
Classroom	GT148		<ul style="list-style-type: none"> <li>Latchbolt operated by lever from either side</li> <li>Outside lever locked by key from outside</li> <li>Outside lever unlocked by key from outside</li> <li>Inside lever always operates latch</li> </ul> 	F84
Exit or Twin Communicating	GT150		<ul style="list-style-type: none"> <li>Latchbolt operated by inside lever</li> <li>Blank plate outside</li> <li>Inside lever locked by key inside</li> <li>Inside lever unlocked by key inside</li> <li>Minimum clearance of 1-1/2" between doors</li> <li>Use only in rooms with more than one exit</li> <li>Frame depth 7-1/8"</li> </ul>	—
Service Station	GT155		<ul style="list-style-type: none"> <li>Latchbolt operated by lever from either side or key in outside lever</li> <li>Outside lever locked by push button on inside</li> <li>When outside lever is locked by push button on inside – key from outside, rotating inside lever, or closing door unlocks outside lever</li> <li>When outside lever is locked by pushing and turning the slotted button on the inside, key from outside or rotating inside lever retracts latch but does not unlock outside lever</li> </ul>	F92
Dormitory / Corridor	GT165		<ul style="list-style-type: none"> <li>Latchbolt operated by lever from either side or key in outside lever</li> <li>Outside lever locked by key on outside or push button on inside</li> <li>Outside lever unlocked by key in outside lever, closing door, or rotating inside lever</li> <li>Inside lever always free</li> </ul>	F90
Entry	GT182		<ul style="list-style-type: none"> <li>Latchbolt operated by lever from either side or key in outside lever</li> <li>Outside lever locked by push button on inside</li> <li>Outside lever unlocked by key from outside</li> </ul>	F82
Electrified Storeroom	 GT199		<ul style="list-style-type: none"> <li>Key outside retracts latchbolt</li> <li>Latchbolt operated by lever from inside</li> <li>Auxiliary latch deadlocks latchbolt</li> <li>Fail safe—latchbolt operated by lever from outside unless electrically locked</li> <li>Fail secure—latchbolt operated by lever from outside when electrically unlocked</li> <li>Accepts 12VDC@.6A, 12VAC@.6A, 24VDC@.3A and 24VAC@.3A</li> <li>Furnished with 6" wire leads</li> </ul>	—

## HOW TO ORDER

QUANTITY	SERIES	FUNCTION	TRIM	FINISH	SPECIAL FINISH COATING	BACKSET	STRIKE	CYLINDER OR HOUSING	KEYWAY	KEYING
6	GT	150	PHL	626	AM – ANTI-MICROBIAL	234	ASA	D	SCC	KD

NOTE: Case quantity is 6 / Case weight is 33 lbs. Keyed Functions / Case weight is 31 lbs.  
Non-Keyed Functions / For split finishes, designate O/S trim first, then I/S

**ASA** — ANSI/ASA (default)  
**FL** — Full Lip  
**T** — "T" Strike

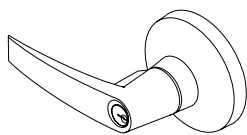
**D** — Default  
**L** — Less Cylinder  
**SF6** — SFIC w/Core, 6 Pin  
**SF7** — SFIC w/Core, 7 Pin  
**LF** — Schalg® Compatible LFIC w/Core  
**SFL** — SFIC Housing less core  
**LFL** — Schalg® Compatible LFIC Housing less core

## CROSS REFERENCE

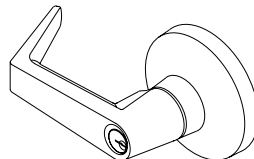
ANSI # / FUNCTION	PDQ	BEST	CORBIN	DORMA	FALCON T SERIES	HAGER	MARKS 95 SERIES	SARGENT	SCHLAGE	YALE
F75 PASSAGE	GT 126	93K N	CL3310	C810	101	3410	N	10U15	ND10S	5401LN
F76 PRIVACY	GT 176	93K L	CL3320	C840	301	3440	L	10U65	ND40S	5402LN
F82 ENTRY	GT 182	93K A	CL3361	C850	501	3450	A	10G24	ND50PD	5404LN
F109 ENTRANCE	GT 116	93K AB	CL3351	C850	N/A	3453	N/A	10G05	ND53PD	5404LN
F84 CLASSROOM	GT 148	93K R	CL3355	C870	561	3470	S	10G37	ND70PD	5408LN
F86 STORE ROOM	GT 115	93K D	CL3357	C880	581	3480	F	10G04	ND80PD	5405LN
F90 CORRIDOR	GT 165	93K KT	CL3375	C873	571	3473	T	10G54	ND73PD	5422LN
F110 INTRUDER CLASS-ROOM	GT 135	93K IN	CL3352	C877	381	3495	DB	10G38	ND95PD	5418LN
F110 INTRUDER CLASSROOM W/LED INDICATOR	GT 135 LED PDQ Exclusive - Patent #9,187,928	93K N/A	N/A	N/A	N/A	N/A	N/A	N/A	N/A	N/A
SINGLE DUMMY	GT 211	93K 1DT	CL3350	C801	12	3417	DO	10U93	ND170	5455LN

## LEVER COMPARISON

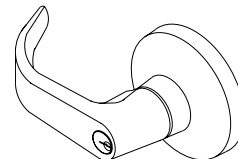
PDQ	BEST	CORBIN	DORMA	FALCON	HAGER	MARKS	SARGENT	SCHLAGE	YALE
MIA — MIAMI	16	AZD	LG	A	AUS	495	B Lever	ATH	MO
PHL — PHILADELPHIA	15	NZD	LR	D	WTS	195	L Lever	RHO	AU
BSN — BOSTON	14	PZD	LC	Q	ARC	295	P Lever	SPA	PB



 MIAMI (MIA) LEVER



 PHILADELPHIA (PHL) LEVER



 BOSTON (BSN) LEVER

Information on this sheet is compiled from public documents and third parties. As a result, PDQ makes no guarantees as to their accuracy, content, quality or availability. Comparisons were made using the technical features only and are not commercial comparisons. Final suitability should be determined by a professional hardware consultant.

# GT SERIES

## LOCKSETS

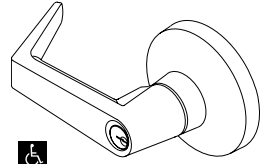
## LIST PRICE

Effective November 1, 2016

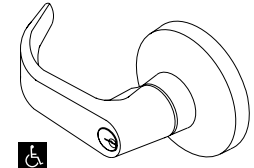
GT SERIES  
CYLINDRICAL LOCKS

## TRIM

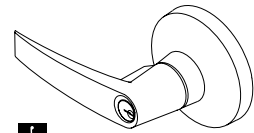
ANSI NO.	PDQ FUNCTION	FUNCTIONS	626	605, 606, 612, 613, 625
<b>SINGLE CYLINDER</b>				
F86	115	Store Room	\$487.00	\$515.00
F109	116	Entrance	\$487.00	\$515.00
	120	Security	\$497.00	\$525.00
	129	Exit / Twin Communicating	\$497.00	\$525.00
F84	148	Classroom	\$487.00	\$515.00
	150	Exit / Twin Communicating	\$487.00	\$515.00
F92	155	Service Station	\$570.00	\$598.00
F90	165	Dormitory / Corridor	\$570.00	\$598.00
F82	182	Office / Entry	\$487.00	\$515.00
<b>DOUBLE CYLINDER</b>				
F87	128	Institution	\$570.00	\$598.00
F110	135	Classroom / Security	\$570.00	\$598.00
F110	135LED	Classroom/Security w/Red LED Outside Lever Status Indicator	\$743.00	Contact PDQ
F110	145	Classroom / Security w/Locking Direction Arrow	\$587.00	Contact PDQ
F91	137	Store Door	\$570.00	\$598.00
F80	141	Communicating	\$570.00	\$598.00
<b>NON-CYLINDER</b>				
F89	124	Exit	\$359.00	\$387.00
	125	Communicating	\$359.00	\$387.00
F75	126	Passage	\$359.00	\$387.00
	173	Time Out	\$412.00	\$440.00
	175	Hospital / Privacy	\$412.00	\$440.00
F76	176	Privacy	\$412.00	\$440.00
F77	177	Patio / Privacy	\$412.00	\$440.00
	205	Double Dummy	\$253.00	\$276.00
	211	Single Dummy	\$157.00	\$174.00
List prices shown include cylinder.				
<b>OPTIONS</b>			<b>LIST PRICE ADD</b>	
Tactile Abrasive Coating - Inside only			\$43.00	
Tactile Abrasive Coating - Outside only			\$43.00	
Tactile Abrasive Coating - Both Sides			\$82.00	
Split Finishes			Higher Finish Price	
Lead-Lined Rose			\$146.00	
Dust Box			\$4.00	



PHILADELPHIA (PHL) LEVER



BOSTON (BSN) LEVER



MIAMI (MIA) LEVER

### NOTES:

- Lock discount applies to Options
- Locks will be furnished with ASA Strike & SCC Keyway unless otherwise stated

PDQ endeavors to stock all finishes shown in this price book for immediate shipment (1-2 days, less keying). However, we suggest you contact the factory to confirm availability for large jobs.

## ANTIMICROBIAL COATING

OPTION DESIGNATOR	DESCRIPTION	LIST PRICE ADD
AM	Lever Set Includes Inside and Outside Lever and Rose	\$60.00

Notes: - Parts discount applies - 6 piece minimum required. Can be a mix of different products. - Orders with less than 6 pieces need to be quoted and the list price add adjusted. - Allow 2-3 weeks for delivery.

## HOW TO ORDER

QUANTITY	SERIES	FUNCTION	TRIM	FINISH	SPECIAL FINISH COATING	BACKSET	STRIKE	CYLINDER OR HOUSING	KEYWAY	KEYING
6	GT	150	PHL	626	AM - ANTI-MICROBIAL	234	ASA	D	SCC	KD

NOTE: Case quantity is 6 / Case weight is 33 lbs. Keyed Functions / Case weight is 31 lbs. Non-Keyed Functions / For split finishes, designate O/S trim first, then I/S

ASA — ANSI/ASA (default)  
FL — Full Lip  
T — "T" Strike

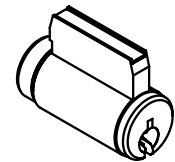
D — Default  
L — Less Cylinder  
SF6 — SFIC w/Core, 6 Pin  
SF7 — SFIC w/Core, 7 Pin  
LF — Schalgé® Compatible LFIC w/Core  
SFL — SFIC Housing less core  
LFL — Schalgé® Compatible LFIC Housing less core

## CYLINDERS & KEYING SYSTEMS

PDQ KEYWAY	COMPATIBLE WITH	LIST PRICE	SUBSTITUTION PRICE
ARA	Arrow / AR1	\$51.00	N/C
C059A1	Corbin / 59A1	\$51.00	N/C
C06	Corbin / 60	\$51.00	N/C
CL4	Corbin / L4	\$51.00	N/C
RUD	Russwin / D1	\$51.00	N/C
SCE	Schlage / E	\$51.00	N/C
SCC	Schlage / C	\$51.00	N/C
SCC-K	Schlage / C-K	\$51.00	N/C
SAL	Sargent / LA	\$51.00	N/C
RA-RC	Sargent / RA-RC	\$51.00	N/C
YA8	Yale / E1R	\$51.00	N/C
GA	Yale / GA	\$51.00	N/C
FAL	Falcon / E-R	\$51.00	N/C
KW	Kwikset	\$51.00	N/C
TA	PDQ / TA (Restricted. Limited to Grandmaster systems w/4 masters)	\$53.00	N/C
NON	Less Cylinder	-	Deduct \$4/Cylinder
HIGH SECURITY CYLINDERS AND CORES			
SEE HIGH SECURITY CYLINDERS AND CORES SECTION OF PRICE LIST.			
KEYING SYSTEMS		LIST PRICE	
Keyed Random		N/C	
0-Bitted with 2 blank keys (For quality control purposes, PDQ "0" bit cylinders are actually keyed to a 1 bit and a 1 bit key is sent to open cylinders.)		N/C	
Keyed Alike, 2 or less (KA2)		N/C	
Keyed Alike, 3-4 (KA3 or KA4)		\$3.00ea	
Keyed Alike, 5 or More (KA5)		\$8.00ea	
Master Keyed		\$16ea	
Construction Master Keyed		\$16ea	
Master Keyed to Existing Bittings:		\$16ea	
• Parts Discount Applies			
MASTER KEY SERVICES		LIST PRICE	
Number of Bittings			
1-100		\$110	
101-300		\$170	
301-1000		\$240	
1001- 2000		\$330	
2001- 5000		\$420	
Master Key Service is a custom master key system that is provided with the purchase of complete PDQ manufactured locks and locking devices. A master key service charge will be assessed for any order that includes only PDQ cylinders or cores for use on non-PDQ locks or locking devices.			
Bitting List for Factory Master Key Production		\$95.00	
VISUAL KEY CONTROL-MASTER KEYS		LIST PRICE	
Stamp/Engrave Symbol on Key (For example: AA1)		\$5.50	
Stamp/Engrave "DO NOT DUPLICATE" on Key		\$1.00	
Stamp/Engrave Bitting on Key		\$4.20	
Stamp/Engrave Symbol on Conventional Cylinder (For example: AA1)		\$5.50	
Stamp/Engrave Symbol on Interchangeable Core (For example: AA1)		\$5.50	
MASTER/CONTROL/CHANGE KEYS		LIST PRICE	
Extra Master/Change Key - Conventional Cylinders		\$9.80	
Large Bow Master/Change Key - SCC (Schlage C compatible)		\$12.60	
Large Bow Master/Change Key - SCE (Schlage E compatible)		\$12.60	
Extra Master/Operating Key - Small Format		\$10.80	
Extra Control Key - Small Format		\$11.20	

### NOTES:

- Specify finish for cylinders ordered separately
- Kwikset cylinder available in 5 pin only
- Specify KD, KA4, or 1 bitted
- 6 pin cylinder keyed for 5 pin



Key in Knob/Lever Cylinder

Parts discount applies



# GT SERIES INTERCHANGEABLE CORE

Best SFIC and Schlage Large Format Compatible.

**LIST PRICE**

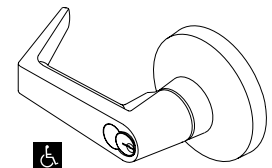
Effective November 1, 2016

## LOCKSETS

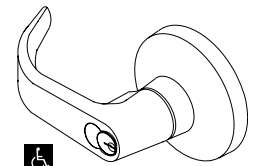
## TRIM

GT SERIES  
CYLINDRICAL LOCKS

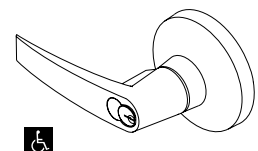
ANSI NO.	PDQ NO.	FUNCTIONS	626 SFIC	626 LFIC (PHL ONLY)	605/606/612 613/625 SFIC
<b>SINGLE CYLINDER</b>					
F86	115	Store Room	\$487.00	\$497.00	\$515.00
F109	116	Entrance	\$487.00	\$497.00	\$515.00
	120	Security	\$497.00	\$507.00	\$525.00
	129	Exit / Twin Communicating	\$497.00	\$507.00	\$525.00
F84	148	Classroom	\$487.00	\$497.00	\$515.00
	150	Exit / Twin Communicating	\$487.00	\$497.00	\$515.00
F92	155	Service Station	\$570.00	\$580.00	\$598.00
	165	Dormitory / Corridor	\$570.00	\$580.00	\$598.00
F82	182	Office / Entry	\$487.00	\$497.00	\$515.00
<b>DOUBLE CYLINDER</b>					
F87	128	Institution	\$570.00	\$590.00	\$598.00
F110	135	Classroom / Security	\$570.00	\$590.00	\$598.00
F110	135LED	Classroom/Security w/Red LED Outside Lever Status Indicator	\$743.00	\$763.00	Contact PDQ
		Communicating			
F80	141		\$570.00	\$590.00	\$598.00
F91	137	Store Door	\$570.00	\$580.00	\$598.00
F110	145	Classroom / Security	\$580.00	\$590.00	Contact PDQ
List prices shown do not include I-C core.					
OPTIONS					LIST PRICE ADD
Tactile Abrasive Coating - Inside only					\$43.00
Tactile Abrasive Coating - Outside only					\$43.00
Tactile Abrasive Coating - Both Sides					\$82.00
Lead-Lined Rose					\$146.00
Split Finish					Higher Finish Price
Dust Box					\$4.00



PHILADELPHIA (PHL IC) LEVER



BOSTON (BSN IC) LEVER



MIAMI (MIA IC) LEVER

### NOTES:

- Lock discount applies to Options
- Prices do not include IC Core
- Locks will be furnished with ASA Strike unless otherwise stated

PDQ endeavors to stock all finishes shown in this price book for immediate shipment (1-2 days, less keying). However, we suggest you contact the factory to confirm availability for large jobs.

## ANTIMICROBIAL COATING

OPTION DESIGNATOR	DESCRIPTION	LIST PRICE ADD
AM	Lever Set Includes Inside and Outside Lever and Rose	\$60.00

Notes: - Parts discount applies - 6 piece minimum required. Can be a mix of different products.

- Orders with less than 6 pieces need to be quoted and the list price add adjusted. - Allow 2-3 weeks for delivery.

## HOW TO ORDER

QUANTITY	SERIES	FUNCTION	TRIM	FINISH	SPECIAL FINISH COATING	BACKSET	STRIKE	CYLINDER OR HOUSING	KEYWAY	KEYING
6	GT	116	PHL IC	626	AM - ANTI-MICROBIAL	234	ASA	D	SCC	KD

NOTE: Case quantity is 6 / Case weight is 33 lbs. Keyed Functions / Case weight is 31 lbs. Non-Keyed Functions / For split finishes, designate O/S trim first, then I/S

ASA — ANSI/ASA (default)  
FL — Full Lip  
T — "T" Strike

D — Default  
L — Less Cylinder  
SF6 — SFIC w/Core, 6 Pin  
SF7 — SFIC w/Core, 7 Pin  
LF — Schlage® Compatible LFIC w/Core  
SFL — SFIC Housing less core  
LFL — Schlage® Compatible LFIC Housing less core

# GT SERIES ELECTRONIC ACCESS CONTROL

**LIST PRICE**

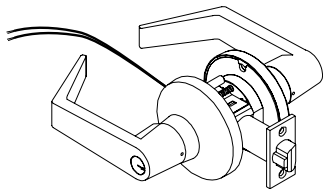
Effective November 1, 2016

## ELECTRIFIED CYLINDRICAL LOCKS

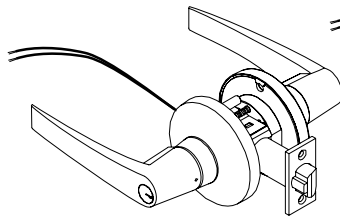
## ELECTRICAL SPECIFICATIONS

- Input voltage: 12-24VDC or 12-24VAC.
- 24 Volts AC/DC +/- 10%
- Operating Current: .150A
- 12 Volts AC/DC +/- 10%
- Operating Current: .250A
- Includes rectifier for AC voltage
- Solenoid operated
- Recommended Power Supply: PDQ 81440.

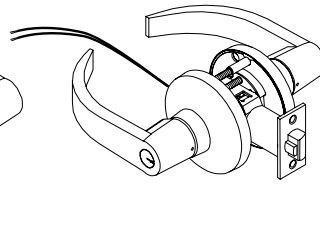
**GT SERIES**  
CYLINDRICAL LOCKS



**PHILADELPHIA (PHL) LEVER**



**MIAMI (MIA) LEVER**



**BOSTON (BSN) LEVER**

## HOW TO ORDER

FUNCTION		VOLTAGE OPTIONS		FINISH		HANDING		SWITCH OPTIONS		BACKSET		KEYWAY <sup>1</sup>	
Electrified Storeroom 199		12V – 12 VAC/VDC 24V – 24 VAC/VDC		626		LH RH		REX – Request to Exit		234 – 2-3/4" (Default)		SCC – Schlage C (Default)	
GT	199	FS	24V	PHL	626	AM	RH	REX	ASA	234	D	SCC	KD
GT		FS – Fail Safe FSC – Fail Secure		BSN – Boston MIA – Miami PHL – Philadelphia		AM – Anti-microbial		ASA – 2-3/4" Only T – T Strike FL – Full Lip Strike		D – Default L – Less Cylinder SF6 – SFIC w/Core, 6 Pin SF7 – SFIC w/Core, 7 Pin LF – Schlage® Compatible LFIC w/Core SFL – SFIC Housing less core LFL – Schlage® Compatible LFIC Housing less core		KD (Default)	
GT		SECURITY OPTIONS		LEVER		SPECIAL FINISH COATING		STRIKE		CYLINDER OR HOUSING		KEYING <sup>2</sup>	

**Ordering example:** GT 199 FS 24V PHL 626 134 ASA D SCC KD

Notes: 1 - For additional Keyways and Keying Options, see next page.

## OPTIONS

TYPE	DESIGNATOR	DESCRIPTION	LIST PRICE ADD
SECURITY	FS FSC	Fail Safe – latchbolt operated by lever from outside unless electrically locked Fail Secure (Default) – latchbolt operated by lever from outside when electrically unlocked	\$244.00 \$244.00
VOLTAGE	12V 24V	12 VAC/VDC 24 VAC/VDC (Default)	N/C N/C
SWITCHING	REX	Request to Exit	\$206.00

**NOTES:**  
▪ Electrified adder is at parts discount.

Parts discount applies



# GT SERIES INTERCHANGEABLE CORE

Best SFIC and Schlage Large Format Compatible.

**LIST PRICE**

Effective November 1, 2016

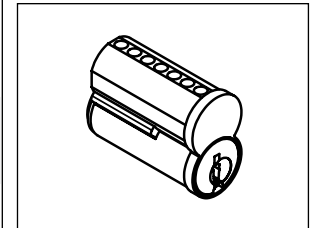
## CORES

GT SERIES  
CYLINDRICAL LOCKS

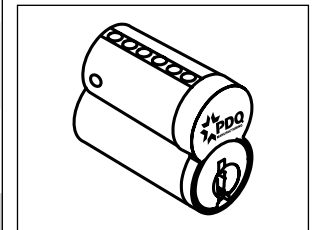
DESCRIPTION	PDQ NO.	AS PART OF LOCK	LIST PRICE ORDERED SEPARATELY
<b>SMALL FORMAT UNCOMBINED</b>			
6 Pin Cores	I5206 + KEYWAY	\$42.40	\$53.00
7 Pin Cores	I5207 + KEYWAY	\$45.50	\$58.10
<b>COMBINED</b>			
6 Pin Cores	I5206-1 + KEYWAY	\$42.40	\$69.00
7 Pin Cores	I5207-1 + KEYWAY	\$45.50	\$74.00
<b>BEST® Compatible</b> A (DEFAULT), B, C, D, E, F, G, H, J, K, L, M, Q, WA, WB, WC, WG, WH, TB, TD, TE, & R			
<b>PDQ Exclusive</b> PDQ1, PDQ2			
<b>PDQ Exclusive and Restricted</b> PDQ3			
<b>SFIC CONSTRUCTION</b>			
Construction Core 6-pin only		\$29.00	\$36.00
Dummy Construction Core Plastic		\$4.90	\$4.90
<b>LFIC CONSTRUCTION</b>			
Construction Core 6-pin only		\$48.00	\$36.00
IC Tailpiece Assembly		N/C	\$7.60
Construction cores are invoiced at shipment and credited upon return.			
<b>LFIC COMBINED</b>			
Schlage compatible LFIC, SCC (Schlage C compatible) keyway		\$52.00	\$76.00
<b>PDQ TA LFIC RESTRICTED</b>		\$52.00	\$76.00
<b>LFIC UNCOMBINED</b>			
Schlage compatible LFIC, SCC (Schlage C compatible) keyway		\$52.00	\$76.00
<b>HIGH SECURITY IC CORES</b>			
SEE HIGH SECURITY CYLINDERS AND CORES SECTION OF PRICE LIST. — LFIC REQUIRES LARGE FORMAT LEVER			

**NOTES:**

- Specify finish for IC Cores ordered separately
- Control keys must be ordered separately
- PDQ1, PDQ2, PDQ3 (Restricted)**, Best A2 & A4 Systems Available



IC Core



LFIC Core

Parts discount applies

## ELECTRIC STRIKE

**ELECTRIFIED HINGES NOW AVAILABLE - SEE HINGE SECTION**

DESCRIPTION	PDQ NO.	LIST PRICE
Electric Strike for GT Locks (U.L. Listed)	85001	\$496.00

Parts discount applies

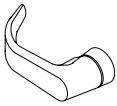
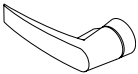
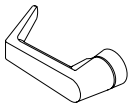


# XGT/GT SERIES PARTS

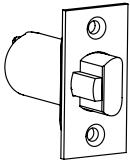
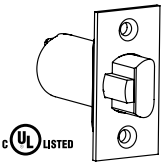
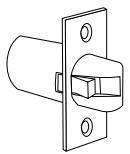
## LIST PRICE

Effective November 1, 2016

GT SERIES  
CYLINDRICAL LOCKS

REPLACEMENT LEVERS	DESCRIPTION	LIST PRICE	FINISHES					LIST PRICE	FINISH 626
			605	606	612	613	625		
 <b>BOSTON</b>	Non-Cylinder Plain	\$96	V32319-5	V32319-8	V32319-3	V32319-6	V32319-2	\$90	V32319-7
	Non-Cylinder with button lock		V32321-5	V32321-8	V32321-3	V32321-6	V32321-2		V32321-7
	Conventional Key in Knob/Lever		V32310-5	V32310-8	V32310-3	V32310-6	V32310-2		V32310-7
	Small Format Interchangeable Core		V32327-5	V32327-8	V32327-3	V32327-6	V32327-2		V32327-7
 <b>MIAMI</b>	Non-Cylinder Plain		V32361-5	V32361-8	V32361-3	V32361-6	V32361-2		V32361-7
	Non-Cylinder with button lock		V32360-5	V32360-8	V32360-3	V32360-6	V32360-2		V32360-7
	Conventional Key in Knob/Lever		V32362-5	V32362-8	V32362-3	V32362-6	V32362-2		V32362-7
	Small Format Interchangeable Core		V32364-5	V32364-8	V32364-3	V32364-6	V32364-2		V32364-7
 <b>PHILADELPHIA</b>	Non-Cylinder Plain		V32305-5	V32305-8	V32305-3	V32305-6	V32305-2		V32305-7
	Non-Cylinder with button lock		V32307-5	V32307-8	V32307-3	V32307-6	V32307-2		V32307-7
	Conventional Key in Knob/Lever		V32306-5	V32306-8	V32306-3	V32306-6	V32306-2		V32306-7
	Small Format Interchangeable Core		V32322-5	V32322-8	V32322-3	V32322-6	V32322-2		V32322-7
	Large Format Interchangeable Core	—	—	—	—	—	—		V32427-7

Parts discount applies

LATCHBOLTS	DESCRIPTION	LIST PRICE	FINISHES					
			605	606	612	613	625	626
	Standard Latchbolt With Dead Latch 2-3/8" Backset, 9/16" Throw Faceplate: 2-1/4" X 1-1/8", Square Corners See note 1.	\$85	V91904-521	V91904-821	V91904-321	V91904-621	V91904-221	V91904-721
	Standard Latchbolt With Dead Latch 2-3/4" Backset, 1/2" Throw Faceplate: 2-1/4" X 1-1/8", Square Corners	\$65	V91904-511	V91904-811	V91904-311	V91904-611	V91904-211	V91904-711
	Latchbolt With Dead Latch For Double Doors 2-3/4" Backset, 3/4" Throw Faceplate: 2-1/4" X 1-1/8", Square Corners	\$155	V91904-511DD	V91904-811DD	V91904-311DD	V91904-611DD	V91904-211DD	V91904-711DD

Note: Replacement latch for 3-3/4" backset applications when used with V21902 extension or factory assembled locks with with 2-3/8" Backset. NOT INTENDED FOR FIELD RETROFIT.

Parts discount applies
















# GT SERIES PARTS

## LIST PRICE

Effective November 1, 2016

GT SERIES  
CYLINDRICAL LOCKS

	DESCRIPTION	LIST PRICE	FINISHES						
			N/A	605	606	612	613	625	626
	<b>Push Button</b> For Functions GT155, GT165, GT173, GT175, GT176, GT177, GT182	\$8	—	VA91302-5	VA91302-8	VA91302-3	VA91302-6	VA91302-2	VA91302-7
	<b>Outside Rose</b> for All Functions, Inside Rose For All functions except GT135LED, GT145	\$20	—	V32006-5	V32006-8	V32006-3	V32006-6	V32006-2	V32006-7
	<b>Inside Rose</b> w/Locking Directional Arrow For Functions GT135LED, GT145	\$22	—	VA10093-5	VA10093-8	VA10093-3	VA10093-6	VA10093-2	VA10093-7
	<b>"T" STRIKE SQUARE CORNERS</b> 1-1/8" X 2-3/4" X 3/32"	\$12	—	V919050-5	V919050-8	V919050-3	V919050-6	V919050-2	V919050-7
	<b>ASA ANSI STRIKE</b> 1-1/4" X 4-7/8" X 3/32"	\$27	—	V91905-5	V91905-8	V91905-3	V91905-6	V91905-2	V91905-7
	<b>"FULL LIP" STRIKE</b> 1-5/8" X 2-1/4" X 3/32"	\$11	—	V919051-5	V919051-8	V919051-3	V919051-6	V919051-2	V919051-7
	<b>SCREW PACK - INCLUDES MOUNTING SCREWS, HEX KEY(M5 X .8) AND PICK.</b>	\$8	—	VA10030-5	VA10030-8	VA10030-3	VA10030-6	VA10030-2	VA10030-7
	<b>SPACER</b> For 1-3/8" doors. Sold as a pair. To be installed as a set.	\$45	V32433	—	—	—	—	—	—
	<b>EXTENSION</b> Converts standard latchbolt from 2-3/4" backset to 5"	\$25	VA21902	—	—	—	—	—	—
	<b>EXTENSION</b> Converts standard latchbolt from 2-3/8" backset to 3-3/4"	\$25	VA21903	—	—	—	—	—	—
	<b>CENTERING PLATE</b> 1-1/8" latch Front Filler Plate. Centers and supports latch bolt when used in hollow stile doors.	\$50	V21904	—	—	—	—	—	—
	<b>DISPOSABLE TAILPIECE CORE FOR SFIC</b>	\$5	VA10100	—	—	—	—	—	—
	<b>TAILPIECE WITH SPRING FOR SFIC HOUSING</b>	\$7.60	VP92905	—	—	—	—	—	—
	<b>TAILPIECE FOR XGT/GT/GP KEY IN KNOB CYLINDER</b>	\$XX	V32106	—	—	—	—	—	—
	<b>DUST BOX FOR "T" STRIKE</b>	\$4	I0251	—	—	—	—	—	—
	<b>DUST BOX FOR ASA (ANSI)</b>	\$4	Y025-SBX	—	—	—	—	—	—
	<b>DUST BOX FOR FULL LIP STRIKE</b>	\$4	I0251R	—	—	—	—	—	—
	<b>Boring Jig</b> - Locates off 2-1/8" bore to drill 5/16" DIA anti-rotation through-bolts	\$70	V11225	—	—	—	—	—	—

Parts discount applies

# GRADE 1 SX COMMERCIAL SERIES CYLINDRICAL LOCK

## SPECIFICATIONS

### FOR DOORS:

### DOOR PREP:

### BACKSET:

### CASE:

### FRONT:

### STRIKE:

### ROSE:

### KNOB:

### KEYWAYS:

### CYLINDER:

### KEYING:

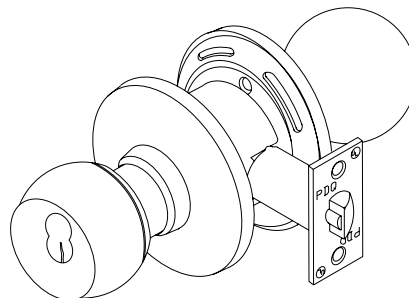
### FINISHES:

### CERTIFICATIONS, LISTINGS COMPLIANCES:

### WARRANTY:



**LIST PRICE**  
Effective November 1, 2016





**SX SERIES  
(CQ) BALL KNOB**

- 1-3/8" to 2" thick.
- Fits Standard 161 Door Prep.
- 2-3/4", 2-3/8", 5".
- Steel, Yellow Chromate Plate.
- 2-1/4" x 1-1/8" or 2-1/4" x 1"
- Stainless Steel or Wrought Bronze.
- 4-7/8" x 1-1/4" (ASA). "T" or "FL" Strike Optional.
- Stainless Steel or Wrought Bronze.
- 3" DIA Wrought
- Stainless Steel.
- SCC Standard (Schlage C Compatible) • Available in Keyways of Most Major Manufacturers.
- SFIC Core. (Cylinder not included)
- Standard Core is available and can be MK, CMK, GMK, or CK. Available Zero Bitted (KO), Keyed Different (KD), Keyed Alike (KA). Can be keyed into existing masterkey systems of other manufacturers.
- 630 (US32D).
- Certified to ANSI/BHMA A156.2-2011, Grade 1
- UL/CUL 10C listed for 3 hrs, for single doors up to 4'0" x 8'0"
- Five (5) Year Limited Warranty

**SX SERIES**  
CYLINDRICAL LOCKS

## PDQ FUNCTIONS

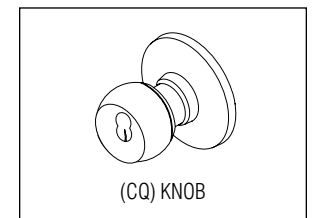
FUNCTION	FUNCTION NUMBER	INSIDE   OUTSIDE	DESCRIPTION	ANSI NUMBER
<b>NON KEYED</b>				
Passage	SX126		<ul style="list-style-type: none"> <li>Latchbolt operated by both knobs</li> </ul>	F75
Privacy Bathroom	SX176		<ul style="list-style-type: none"> <li>Latchbolt operated by both knobs</li> <li>Push button in inside knob locks outside knob</li> <li>Inside knob or closing door releases button</li> <li>Emergency opening from outside</li> </ul>	F76
<b>KEYED</b>				

 INDICATES RIGID KNOB

## LOCKSETS

ANSI NO.	PDQ NO.	FUNCTIONS	630
F86	115	<b>SINGLE CYLINDER</b> Storeroom	\$341.00
F86	115 IC	Storeroom	\$341.00
F109	116	Entrance	\$341.00
F109	116 IC	Entrance	\$341.00
F84	148	Classroom/Storage	\$341.00
F84	148 IC	Classroom/Storage	\$341.00
F75	126	Passage	\$260.00
F76	176	Privacy	\$316.00
List prices shown include conventional key in knob/lever cylinder. For I-C, list prices do not include core.			
<b>OPTIONS</b>			<b>ADD</b>
Handicap Abrasive Coating - Inside only			\$43.00
Handicap Abrasive Coating - Outside only			\$43.00
Handicap Abrasive Coating - Both sides			\$82.00
Dust Box			\$4.00

## TRIM



### NOTES:

- Lock discount applies to options
- Locks will be furnished with 2-3/4" Latchbolt, ASA Strike & SCC Keyway unless otherwise stated
- 2-3/4" Latchbolt will be furnished with 2-1/4" x 1-1/8" faceplate unless otherwise stated

## ANTIMICROBIAL COATING

OPTION DESIGNATOR	DESCRIPTION	LIST PRICE ADD
AM	Knob Set Includes Inside and Outside Knob and Rose	\$103.00

- Notes: - Parts discount applies  
- 6 piece minimum required. Can be a mix of different products.  
- Orders with less than 6 pieces need to be quoted and the list price add adjusted.  
- Allow 2-3 weeks for delivery.

## HOW TO ORDER

QUANTITY	SERIES	FUNCTION	TRIM	FINISH	SPECIAL FINISH COATING	BACKSET	STRIKE	CYLINDER OR HOUSING	KEYWAY	KEYING
20	SX	116	CQ	630	AM - ANTI-MICROBIAL	234	ASA	D	SCC	KD

NOTE: Case quantity is 10 / Case weight is 32 lbs. Keyed Functions / Case weight is 40 lbs.  
Non-Keyed Functions / For split finishes, designate O/S trim first, then I/S

ASA — ANSI/ASA (default)  
FL — Full Lip  
T — "T" Strike

D — Default  
L — Less Cylinder  
SF6 — SFIC w/Core, 6 Pin  
SF7 — SFIC w/Core, 7 Pin  
SFL — SFIC Housing less core

# SX SERIES

## CYLINDERS & KEYING SYSTEMS

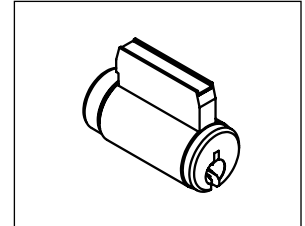
## LIST PRICE

Effective November 1, 2016

PDQ KEYWAY	COMPATIBLE WITH	LIST PRICE	SUBSTITUTION PRICE
ARA	Arrow / AR1	\$51.00	N/C
C059A1	Corbin / 59A1	\$51.00	N/C
C06	Corbin / 60	\$51.00	N/C
CL4	Corbin / L4	\$51.00	N/C
RUD	Russwin / D1	\$51.00	N/C
SCE	Schlage / E	\$51.00	N/C
SCC	Schlage / C	\$51.00	N/C
SCC-K	Schlage / C-K	\$51.00	N/C
SAL	Sargent / LA	\$51.00	N/C
RA-RC	Sargent / RA-RC	\$51.00	N/C
YA8	Yale / E1R	\$51.00	N/C
GA	Yale / GA	\$51.00	N/C
FAL	Falcon / E-R	\$51.00	N/C
KW	Kwikset	\$51.00	N/C
TA	PDQ / TA (Restricted. Limited to Grandmaster systems w/4 masters)	\$53.00	N/C
NON	Less Cylinder	-	Deduct \$4/Cylinder
HIGH SECURITY CYLINDERS AND CORES			
SEE HIGH SECURITY CYLINDERS AND CORES SECTION OF PRICE LIST.			
KEYING SYSTEMS		LIST PRICE	
Keyed Random		N/C	
0-Bitted with 2 blank keys (For quality control purposes, PDQ "0" bit cylinders are actually keyed to a 1 bit and a 1 bit key is sent to open cylinders.)		N/C	
Keyed Alike, 2 or less (KA2)		N/C	
Keyed Alike, 3-4 (KA3 or KA4)		\$3.00ea	
Keyed Alike, 5 or More (KA5)		\$8.00ea	
Master Keyed		\$16ea	
Construction Master Keyed		\$16ea	
Master Keyed to Existing Bittings:		\$16ea	
• Parts Discount Applies			
MASTER KEY SERVICES		LIST PRICE	
Number of Bittings			
1-100		\$110	
101-300		\$170	
301-1000		\$240	
1001- 2000		\$330	
2001- 5000		\$420	
Master Key Service is a custom master key system that is provided with the purchase of complete PDQ manufactured locks and locking devices. A master key service charge will be assessed for any order that includes only PDQ cylinders or cores for use on non-PDQ locks or locking devices.			
Bitting List for Factory Master Key Production		\$95.00	
VISUAL KEY CONTROL-MASTER KEYS		LIST PRICE	
Stamp/Engrave Symbol on Key (For example: AA1)		\$5.50	
Stamp/Engrave "DO NOT DUPLICATE" on Key		\$1.00	
Stamp/Engrave Bitting on Key		\$4.20	
Stamp/Engrave Symbol on Conventional Cylinder (For example: AA1)		\$5.50	
Stamp/Engrave Symbol on Interchangeable Core (For example: AA1)		\$5.50	
MASTER/CONTROL/CHANGE KEYS		LIST PRICE	
Extra Master/Change Key - Conventional Cylinders		\$9.80	
Large Bow Master/Change Key - SCC (Schlage C compatible)		\$12.60	
Large Bow Master/Change Key - SCE (Schlage E compatible)		\$12.60	
Extra Master/Operating Key - Small Format		\$10.80	
Extra Control Key - Small Format		\$11.20	

### NOTES:

- Kwikset cylinder available in 5 pin only



Key in Knob/Lever Cylinder

**SX SERIES**  
CYLINDRICAL LOCKS

Parts discount applies



# SX SERIES

## LIST PRICE

Effective November 1, 2016

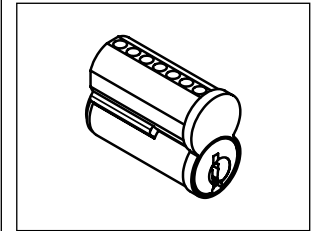
### CORES

SX SERIES  
CYLINDRICAL LOCKS

DESCRIPTION	PDQ NO.	AS PART OF LOCK	LIST PRICE ORDERED SEPARATELY
<b>SMALL FORMAT UNCOMBINED</b>			
6 Pin Cores	I5206 + KEYWAY	\$42.40	\$53.00
7 Pin Cores	I5207 + KEYWAY	\$45.50	\$58.10
<b>COMBINED</b>			
6 Pin Cores	I5206-1 + KEYWAY	\$42.40	\$69.00
7 Pin Cores	I5207-1 + KEYWAY	\$45.50	\$45.50
<b>BEST® Compatible</b> A (DEFAULT), B, C, D, E, F, G, H, J, K, L, M, Q, WA, WB, WC, WG, WH, TB, TD, TE, & R			
<b>PDQ Exclusive</b> PDQ1, PDQ2			
<b>PDQ Exclusive and Restricted</b> PDQ3			
<b>SFIC CONSTRUCTION</b> Construction Core 6-pin only Dummy Construction Core Plastic Construction cores are invoiced at shipment and credited upon return.			
		\$29.00 \$4.90	\$36.00 \$4.90
<b>HIGH SECURITY IC CORES</b>			
SEE HIGH SECURITY CYLINDERS AND CORES SECTION OF PRICE LIST. — LFIC REQUIRES LARGE FORMAT LEVER			

#### NOTES:

- Combined cores include masterkeying in the list price
- Specify finish for IC Cores ordered separately
- Control keys must be ordered separately
- **PDQ1, PDQ2, PDQ3 (Restricted)**, Best A2 & A4 Systems Available



IC Core

Parts discount applies

# SX SERIES PARTS

### ELECTRIC STRIKE

ELECTRIFIED HINGES NOW AVAILABLE - SEE HINGE SECTION

DESCRIPTION	PDQ NO.	LIST PRICE
Electric Strike for SX Locks (U.L. Listed)	85001	\$496.00

Parts discount applies

# SX SERIES

## LIST PRICE

Effective November 1, 2016

## STRIKES

DESCRIPTION	PDQ NO.	LIST PRICE	SUBSTITUTION PRICE
ASA Strike 1-1/4" x 4-7/8" 630 (US32D) Stainless Steel	V91905 - 1	\$27.00	N/C
T-Strike 1-1/8" x 2-3/4" 630 (US32D) Stainless Steel	V919050 - 1	\$12.00	N/C
Full Lip Strike 1-5/8" x 2-1/4" (US32D) Stainless Steel	V919051-1	\$11.00	N/C

**NOTES:**

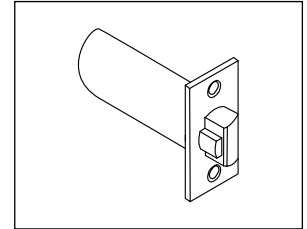
- Specify desired finish for Strikes & Latchbolts if ordered separately

Parts discount applies

## LATCHBOLTS

DESCRIPTION	PDQ NO.	LIST PRICE	SUBSTITUTION PRICE
2-3/4" Deadlocking 2-1/4" x 1-1/8" 630 (US32D) Stainless Steel	I04521-1	\$70.00	N/C

Parts discount applies



Latchbolt

## SCREW PACKS

DESCRIPTION	LIST PRICE
Mounting Screw Pack	\$8.00

Parts discount applies

THIS PAGE LEFT BLANK INTENTIONALLY



ASSEMBLED IN U.S.A.  
**GRADE 2**  
**GP**  
 HEAVY DUTY  
**SERIES**  
 CYLINDRICAL LOCK

**SPECIFICATIONS**

**FOR DOORS:**

**APPLICATION:**

**BACKSET:**

**CHASSIS:**

**FRONT:**

**STRIKE:**

**ROSE:**

**TORQUE RESISTANCE:**

**LATCHBOLT:**

**HAND:**

**TRIM:**

**KEYS:**

**KEYWAYS:**

**INTERCHANGEABLE CORE:**

**CYLINDER:**

**KEYING:**

**FINISHES:**

**CERTIFICATIONS, LISTINGS  
COMPLIANCES:**

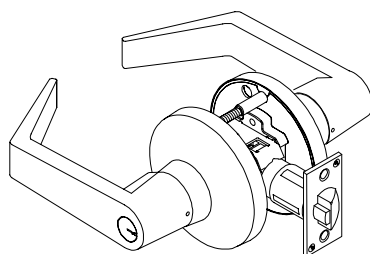
**WARRANTY:**

**COUNTRY OF ORIGIN:**

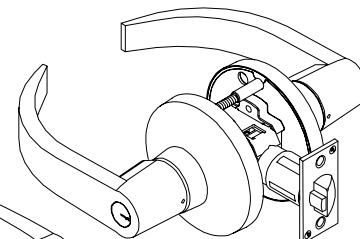


**LIST PRICE**


Effective November 1, 2016



**PHILADELPHIA (PHL) LEVER**



**BOSTON (BSN) LEVER**



**MIAMI (MIA) LEVER**

- 1-3/8" to 1-3/4" thick • Preset for 1-3/4" door
- Through door thru-bolting • Fits standard 160 and 161 Door prep
- 2-3/4" standard • 2-3/8", 5" optional
- Heavy duty zinc diecast, investment cast, cold rolled steel, stainless steel and Acuzinc® mechanism
- 2-1/4" x 1-1/8" or 2-1/4" x 1" • Stainless Steel or Wrought Brass
- Beveled 1/8" on 2"
- ASA standard • Stainless Steel or Wrought Brass
- T-Strike or Full Lip Strike optional
- 3-3/8" DIA Wrought
- **Exceeds 1600 in. lbs.**
- 1/2" Throw
- Non-handed
- Solid Zinc diecast PHL, BSN or MIA Levers • 65° Lever Rotation
- Wrought Brass Roses • Concealed Screws
- Two (2) per Lock
- SCC standard (Schlage C Compatible) • Also available in keyways of other manufacturers
- Available for all keyed functions • Large Format IC Core available for **PHL Lever ONLY**.
- 6 or 7-pin For other lever shapes, contact PDQ Customer Service.
- Compatible with Best, Falcon & Arrow
- 6-pin Brass Insert Cylinder keyed to 5-pins
- Options: MK, CMK or GMK
- Zero Bitted (KO), Keyed Different (KD) or Keyed Alike (KA)
- Can be keyed into existing master key systems
- 605 (US3), 606 (US4), 612 (US10), 613 (US10B), 625 (US26), 626 (US26D)
- Optional Antimicrobial Coating
- UL/CUL 10C listed for 3 hrs, for single doors up to 4'0" x 8'0" /
- Certified to ANSI/BHMA 156.2-2011, Grade 2
- Windstorm Rated - Florida Building Code HVHZ (High Velocity Hurricane Zone) listed. Contact PDQ Technical Service for more information.
- Complies with ADA (Americans with Disabilities Act) and ICC/ANSI 117.1 for Accessible and Usable Buildings
- Eight (8) Year Limited Warranty
- Assembled in the U.S.A. with U.S. and foreign material. Meets requirements of the Buy American Act.

‡ Available with antimicrobial coating, technology that is known to inhibit the growth of microbes.

**GP SERIES**  
CYLINDRICAL LOCKS

## PDQ FUNCTIONS

FUNCTION	FUNCTION NUMBER	INSIDE   OUTSIDE	DESCRIPTION	ANSI NUMBER
<b>NON KEYED</b>				
Communicating	GP125		<ul style="list-style-type: none"> <li>Latchbolt operated by inside lever</li> <li>Blank plate outside</li> <li>Minimum clearance of 1-1/2" between doors</li> <li>Frame depth 7-1/8"</li> <li>Deadlocking (guarded) latchbolt</li> </ul>	—
Passage	GP126		<ul style="list-style-type: none"> <li>Latchbolt operated by lever from either side at all times</li> </ul>	F75
Privacy Bedroom Bathroom	GP176		<ul style="list-style-type: none"> <li>Latchbolt operated by lever from either side or emergency release in outside lever</li> <li>Outside lever locked by push button on inside</li> <li>Outside lever unlocked by emergency release from outside, rotating inside lever, or closing door</li> </ul>	F76
Double Dummy	GP205		<ul style="list-style-type: none"> <li>Pull lever both sides</li> <li>No mechanical operation</li> </ul>	—
Single Dummy	GP211		<ul style="list-style-type: none"> <li>Pull lever one side</li> <li>No mechanical operation</li> </ul>	—
<b>KEYED</b>				
Storeroom	GP115		<ul style="list-style-type: none"> <li>Latchbolt operated by inside lever or key in outside lever</li> <li>Outside lever always fixed</li> </ul>	F86
Entrance	GP116		<ul style="list-style-type: none"> <li>Latchbolt operated by lever from either side or key in outside lever</li> <li>Outside lever locked by push/turn button on inside</li> <li>When outside lever is locked by push button on inside – key from outside, or rotating inside lever unlocks outside lever</li> <li>When outside lever is locked by pushing and turning button on the inside, key from outside or rotating inside lever retracts latch but does not unlock outside lever</li> </ul>	F109
Classroom	GP148		<ul style="list-style-type: none"> <li>Latchbolt operated by lever from either side</li> <li>Outside lever locked by key from outside</li> <li>Outside lever unlocked by key from outside</li> <li>Inside lever always operates latch</li> </ul>	F84
Exit or Twin Communicating	GP150		<ul style="list-style-type: none"> <li>Latchbolt operated by inside lever</li> <li>Blank plate outside</li> <li>Inside lever locked by key inside</li> <li>Inside lever unlocked by key inside</li> <li>Minimum clearance of 1-1/2" between doors</li> <li>Use only in rooms with more than one exit</li> <li>Frame depth 7-1/8"</li> </ul>	—
Entry	GP182		<ul style="list-style-type: none"> <li>Latchbolt operated by lever from either side or key in outside lever</li> <li>Outside lever locked by push button on inside</li> <li>Outside lever unlocked by key from outside, and rotating inside lever</li> </ul>	F82



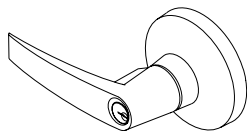
INDICATES RIGID LEVER

## CROSS REFERENCE

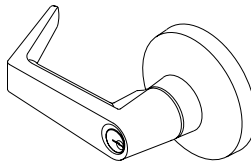
ANSI # / FUNCTION	PDQ	ARROW	BEST	CORBIN	DORMA	FALCON	HAGER	K2	SARGENT	YALE
F75 PASSAGE	GP 126	ML01	N	CL3810	CL710	B101	3510	QCL230	7U15	5301LN
F76 PRIVACY	GP 176	ML02	L	CL3820	CL740	B301	3540	QCL240	7U65	5303LN
F82 ENTRY	GP 182	NA	NA	CL3861	CL750	B501	3550	NA	NA	5302LN
F109 ENTRANCE	GP 116	ML11	AB	CL3851	CL753	B511	3553	QCL250	7G05	5307LN
F84 CLASSROOM	GP 148	ML17	R	CL3855	CL770	B561	3570	QCL260	7G37	5308LN
F86 STORE ROOM	GP 115	ML12	D	CL3857	CL780	B581	3580	QCL270	7G04	5305LN
SINGLE DUMMY	GP 211	ML08	1DT	CL3850	CL701	B12	3517	QCL220	7U93	5328LN

## LEVER COMPARISON

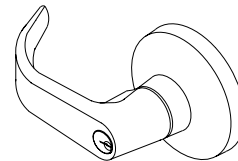
PDQ	ARROW	BEST	CORBIN	DORMA	FALCON	HAGER	K2	SARGENT	YALE
MIA — MIAMI	VR	16	AZD	LG	NA	AUS	SLA	B	MO
PHL — PHILADELPHIA	BRR	15	NZD	LR	D	WTS	PNN	L	AU
BSN — BOSTON	SR	14	PZD	LC	Q	ARC	PEA	P	PB



 MIAMI (MIA)



 PHILADELPHIA (PHL)



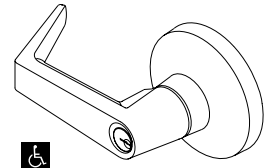
 BOSTON (BSN)

Information on this sheet is compiled from public documents and third parties. As a result, PDQ makes no guarantees as to their accuracy, content, quality or availability. Comparisons were made using the technical features only and are not commercial comparisons. Final suitability should be determined by a professional hardware consultant.

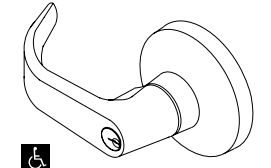
## LOCKSETS

## TRIM

ANSI NO.	PDQ NO.	FUNCTIONS	626	605/606 612/ 613/625
<b>SINGLE CYLINDER</b>				
F86	115	Store Room	\$270.00	\$289.00
F109	116	Entrance	\$270.00	\$289.00
F84	148	Classroom	\$270.00	\$289.00
F82	150	Exit / Twin Communicating	\$270.00	\$289.00
	182	Office / Entry	\$270.00	\$289.00
<b>NON-CYLINDER</b>				
F75 F76	125	Communicating	\$202.00	\$219.00
	126	Passage	\$199.00	\$216.00
	176	Privacy	\$220.00	\$237.00
	205	Double Dummy	\$176.00	\$194.00
	211	Single Dummy	\$104.00	\$115.00
List prices shown include cylinder.				



PHILADELPHIA (PHL) LEVER



BOSTON (BSN) LEVER



MIAMI (MIA) LEVER

## ANTIMICROBIAL COATING

OPTION DESIGNATOR	DESCRIPTION	LIST PRICE ADD
AM	Lever Set Includes Inside and Outside Lever and Rose	\$60.00

Notes: - Parts discount applies - 6 piece minimum required. Can be a mix of different products.  
- Orders with less than 6 pieces need to be quoted and the list price add adjusted. - Allow 2-3 weeks for delivery.

### NOTES:

- Lock discount applies to Options
- Locks will be furnished with 2-3/4" Latchbolt, ASA Strike & SCC Keyway unless otherwise stated
- 2-3/4" Latchbolt will be furnished with 2-1/4" x 1-1/8" faceplate unless otherwise stated
- 2-3/8" Latchbolt will be furnished with 2-1/4" x 1" faceplate unless otherwise stated
- Split finishes priced at the highest finish price

## HOW TO ORDER

QUANTITY	SERIES	FUNCTION	TRIM	FINISH	SPECIAL FINISH COATING	BACKSET	STRIKE	CYLINDER OR HOUSING	KEYWAY	KEYING
6	GP	116	PHL	626	AM - ANTI-MICROBIAL	234	ASA	D	SCC	KD

NOTE: Case quantity is 6 / Case weight is 30 lbs. Keyed Functions / Case weight is 29 lbs. Non-Keyed Functions / For split finishes, designate O/S trim first, then I/S

ASA — ANSI/ASA (default)  
FL — Full Lip  
T — "T" Strike


D — Default  
L — Less Cylinder

## CYLINDERS & KEYING SYSTEMS

PDQ KEYWAY	COMPATIBLE WITH	LIST PRICE	SUBSTITUTION PRICE
ARA	Arrow / AR1	\$51.00	N/C
C059A1	Corbin / 59A1	\$51.00	N/C
C06	Corbin / 60	\$51.00	N/C
CL4	Corbin / L4	\$51.00	N/C
RUD	Russwin / D1	\$51.00	N/C
SCE	Schlage / E	\$51.00	N/C
SCC	Schlage / C	\$51.00	N/C
SCC-K	Schlage / C-K	\$51.00	N/C
SAL	Sargent / LA	\$51.00	N/C
RA-RC	Sargent / RA-RC	\$51.00	N/C
YA8	Yale / E1R	\$51.00	N/C
GA	Yale / GA	\$51.00	N/C
FAL	Falcon / E-R	\$51.00	N/C
KW	Kwikset	\$51.00	N/C
TA	PDQ / TA (Restricted. Limited to Grandmaster systems w/4 masters)	\$53.00	N/C
NON	Less Cylinder	-	Deduct \$6
<b>HIGH SECURITY CYLINDERS AND CORES</b>			
SEE HIGH SECURITY CYLINDERS AND CORES SECTION OF PRICE LIST.			
<b>KEYING SYSTEMS</b>		<b>LIST PRICE</b>	
Keyed Random		N/C	
0-Bitted with 2 blank keys (For quality control purposes, PDQ "0" bit cylinders are actually keyed to a 1 bit and a 1 bit key is sent to open cylinders.)		N/C	
Keyed Alike, 2 or less (KA2)		N/C	
Keyed Alike, 3-4 (KA3 or KA4)		\$3.00ea	
Keyed Alike, 5 or More (KA5)		\$8.00ea	
Master Keyed		\$16ea	
Construction Master Keyed		\$16ea	
Master Keyed to Existing Bittings:		\$16ea	
• Parts Discount Applies			
<b>MASTER KEY SERVICES</b>		<b>LIST PRICE</b>	
Number of Bittings			
1-100		\$110	
101-300		\$170	
301-1000		\$240	
1001- 2000		\$330	
2001- 5000		\$420	
Master Key Service is a custom master key system that is provided with the purchase of complete PDQ manufactured locks and locking devices. A master key service charge will be assessed for any order that includes only PDQ cylinders or cores for use on non-PDQ locks or locking devices.			
Bitting List for Factory Master Key Production		\$95.00	
<b>VISUAL KEY CONTROL-MASTER KEYS</b>		<b>LIST PRICE</b>	
Stamp/Engrave Symbol on Key (For example: AA1)		\$5.50	
Stamp/Engrave "DO NOT DUPLICATE" on Key		\$1.00	
Stamp/Engrave Bitting on Key		\$4.20	
Stamp/Engrave Symbol on Conventional Cylinder (For example: AA1)		\$5.50	
Stamp/Engrave Symbol on Interchangeable Core (For example: AA1)		\$5.50	
<b>MASTER/CONTROL/CHANGE KEYS</b>		<b>LIST PRICE</b>	
Extra Master/Change Key - Conventional Cylinders		\$9.80	
Large Bow Master/Change Key - SCC (Schlage C compatible)		\$12.60	
Large Bow Master/Change Key - SCE (Schlage E compatible)		\$12.60	
Extra Master/Operating Key - Small Format		\$10.80	
Extra Control Key - Small Format		\$11.20	

### NOTES:

- Specify finish for cylinders ordered separately
- Kwikset cylinder available in 5 pin only
- Specify KD, KA4, or 1 bitted
- 6 pin cylinder keyed for 5 pin



Key in Knob/Lever Cylinder

Parts discount applies



# GP SERIES INTERCHANGEABLE CORE

Best SFIC and Schlage Large Format Compatible.

**LIST PRICE**

Effective November 1, 2016

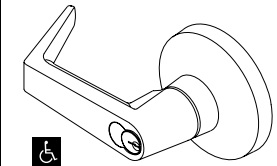
## LOCKSETS

## TRIM

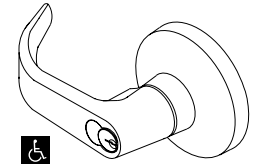
GP SERIES  
CYLINDRICAL LOCKS

ANSI NO.	PDQ NO.	FUNCTIONS	626 SFIC	626 LFIC (PHL ONLY)	605/606/612 613/625 SFIC
<b>SINGLE CYLINDER</b>					
F86	115	Store Room	\$270.00	\$280.00	\$289.00
F109	116	Entrance	\$270.00	\$280.00	\$289.00
F84	148	Classroom	\$270.00	\$280.00	\$289.00
	150	Exit / Twin Communicating	\$270.00	\$280.00	\$289.00
F82	182	Office / Entry	\$270.00	\$280.00	\$289.00
		List prices shown do not include I-C core.			
OPTIONS					LIST PRICE ADD
Tactile Abrasive Coating - Inside only					\$43.00
Tactile Abrasive Coating - Outside only					\$43.00
Tactile Abrasive Coating - Both sides					\$82.00
Split finishes					Higher Finish Price
Lead-Lined Rose					\$146.00
Dust Box					\$4.10

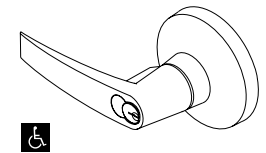
PDQ endeavors to stock all finishes shown in this price book for immediate shipment (1-2 days, less keying). However, we suggest you contact the factory to confirm availability for large jobs.



PHILADELPHIA (PHL IC) LEVER



BOSTON (BSN IC) LEVER



MIAMI (MIA IC) LEVER

### NOTES:

- Lock discount applies to Options
- Prices do not include IC Core**
- Locks will be furnished with 2-3/4" Latchbolt & ASA Strike unless otherwise stated
- 2-3/4" Latchbolt will be furnished with 2-1/4" x 1-1/8" faceplate unless otherwise stated
- 2-3/8" Latchbolt will be furnished with 2-1/4" x 1" faceplate unless otherwise stated

## ANTIMICROBIAL COATING

OPTION DESIGNATOR	DESCRIPTION	LIST PRICE ADD
AM	Lever Set Includes Inside and Outside Lever and Rose	\$102.00

### Notes:

- Parts discount applies
- 6 piece minimum required. Can be a mix of different products.
- Orders with less than 6 pieces need to be quoted and the list price add adjusted.
- Allow 2-3 weeks for delivery.

# GP SERIES INTERCHANGEABLE CORE

Best SFIC and Schlage Large Format Compatible.

## LIST PRICE

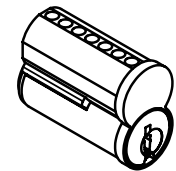
Effective November 1, 2016

## CORES

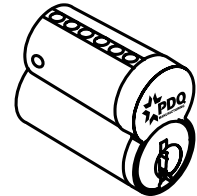
DESCRIPTION	PDQ NO.	AS PART OF LOCK	LIST PRICE ORDERED SEPARATELY
<b>UNCOMBINED</b>			
6 Pin Cores	I5206 + KEYWAY	\$42.40	\$53.00
7 Pin Cores	I5207 + KEYWAY	\$45.50	\$58.10
<b>COMBINED</b>			
6 Pin Cores	I5206-1 + KEYWAY	\$42.40	\$69.00
7 Pin Cores	I5207-1 + KEYWAY	\$45.50	\$74.00
<b>BEST® Compatible</b> A (DEFAULT), B, C, D, E, F, G, H, J, K, L, M, Q, WA, WB, WC, WG, WH, TB, TD, TE, & R			
<b>PDQ Exclusive</b> PDQ1, PDQ2			
<b>PDQ Exclusive and Restricted</b> PDQ3			
<b>SFIC CONSTRUCTION</b>			
Construction Core 6-pin only		\$29.00	\$36.00
Dummy Construction Core Plastic		\$4.90	\$4.90
<b>LFIC CONSTRUCTION</b>			
Construction Core 6-pin only		\$48.00	\$36.00
IC Tailpiece Assembly		N/C	\$7.60
Construction cores are invoiced at shipment and credited upon return.			
<b>LFIC COMBINED</b>			
Schlage compatible LFIC, SCC (Schlage C compatible) keyway		\$52.00	\$76.00
<b>PDQ TA LFIC RESTRICTED</b>		\$52.00	\$76.00
<b>LFIC UNCOMBINED</b>			
Schlage compatible LFIC, SCC (Schlage C compatible) keyway		\$52.00	\$76.00
<b>HIGH SECURITY IC CORES</b>			
SEE HIGH SECURITY CYLINDERS AND CORES SECTION OF PRICE LIST. — LFIC REQUIRES LARGE FORMAT LEVER			

### NOTES:

- Combinated cores include masterkeying in the list price
- Specify finish for IC Cores ordered separately
- Control keys must be ordered separately
- PDQ1, PDQ2, PDQ3 (Restricted)**, Best A2 & A4 Systems Available



IC Core



LFIC Core

Parts discount applies

# GP SERIES PARTS

## STRIKES

DESCRIPTION	PDQ NO.	LIST PRICE	SUBSTITUTION PRICE
ASA Strike (any finish) 1-1/4" x 4-7/8"	V91900-(designate finish)	\$27.00	N/C
T-Strike (any finish) 1-1/8" x 2-3/4"	V91901-(designate finish)	\$12.00	N/C
Full Lip Strike (any finish) 1-5/8" x 2-1/4"	V919010-(designate finish)	\$11.00	N/C

### NOTES:

- Parts Discount Applies
- Specify finish for Strikes & Latchbolts if ordered separately

Parts discount applies



## ELECTRIC STRIKE

ELECTRIFIED HINGES NOW AVAILABLE - SEE HINGE SECTION

DESCRIPTION	PDQ NO.	LIST PRICE
Electric Strike for GP Locks (U.L. Listed)	85001	\$486.00

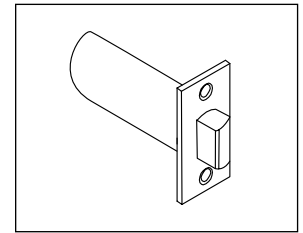
### NOTES:

- Specify finish for Strikes & Latchbolts if ordered separately

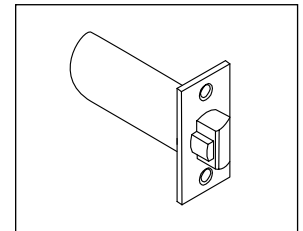
Parts discount applies

## LATCHBOLTS

DESCRIPTION	PDQ NO.	LIST PRICE	SUBSTITUTION PRICE
<b>2-3/4" SPRINGLATCH</b>			
2-1/4" x 1-1/8"	V21900-712	\$42.00	N/C
2-1/4" x 1"	V21900-714	\$42.00	N/C
<b>2-3/4" DEADLATCH</b>			
2-1/4" x 1-1/8"	V21900-711	\$42.00	N/C
2-1/4" x 1"	V21900-713	\$42.00	N/C
<b>2-3/8" SPRINGLATCH</b>			
2-1/4" x 1-1/8"	V21900-724	\$42.00	N/C
2-1/4" x 1"	V21900-722	\$42.00	N/C
2-1/4" x 1" x 1/4" Radius	V21900-722R	\$42.00	N/C
<b>2-3/8" DEADLATCH</b>			
2-1/4" x 1-1/8"	V21900-723	\$42.00	W/Lock
2-1/4" x 1"	V21900-721	\$42.00	N/C
2-1/4" x 1" x 1/4" Radius	V21900-721R	\$42.00	N/C
5" Extension for 2-3/4"	V21902	\$28.00	W/Lock
1-1/8" Latch Front Filler Plate (Minimum of 100 pieces)	I099-100	\$ .80	-



Springlatch (w/out Deadlatch)



Latchbolt Bolt w/Deadlatch

Parts discount applies



# GRADE 2 SD COMMERCIAL SERIES CYLINDRICAL LOCK

## SPECIFICATIONS

### FOR DOORS:

### APPLICATION:

### BACKSET:

### CHASSIS:

### FRONT:

### STRIKE:

### ROSE:

### LATCHBOLT:

### HAND:

### TRIM:

### KEYS:

### KEYWAYS:

### INTERCHANGEABLE CORE:

### CYLINDER:

### KEYING:

### FINISHES:

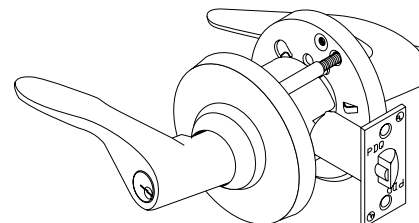
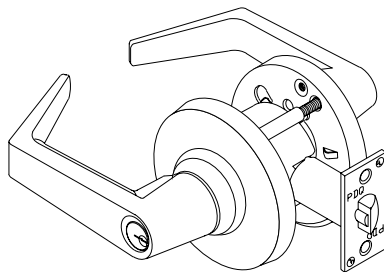
### CERTIFICATIONS, LISTINGS COMPLIANCES:

### WARRANTY:



## LIST PRICE

Effective November 1, 2016



### SD SERIES

**PHILADELPHIA (PHL), BOSTON (BSN), MIAMI (MIA)  
MEMPHIS (MEM) AND ORLANDO (ORL).**





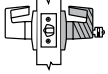
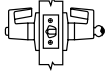
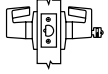
- 1-3/8" to 1-3/4" thick
- Preset for 1-3/4" door
- Through door thru-bolting
- Fits standard 160 and 161 Door prep
- Thru-Bolts are removable
- 2-3/4" standard
- 2-3/8" optional
- Heavy-gauge cold rolled steel mechanism
- Dichromated for corrosion resistance
- 2-1/4" x 1-1/8" or 2-1/4" x 1"
- Beveled 1/8" on 2"
- Stainless Steel or Wrought Brass
- ASA standard
- T-Strike or Full Lip Strike optional
- Stainless Steel or Wrought Brass
- 3-3/8" DIA Wrought
- 1/2" Throw
- Non-handed (Except Memphis)
- Solid Zinc diecast PHL, BSN, MIA, MEM and ORL Levers
- Wrought Brass Roses
- Concealed Screws
- Two (2) per Lock
- SCC standard (Schlage C Compatible)
- Also available in keyways of other manufacturers
- 6 or 7-pin
- Compatible with Best, Falcon & Arrow. Not available with Memphis lever.
- 6-pin Brass Insert Cylinder keyed to 5-pins
- Options: MK, CMK or GMK / Zero Bitted (KO), Keyed Different (KD) or Keyed Alike (KA)
- Can be keyed into existing master key systems
- 605 (US3), 613 (US10B), 626 (US26D)
- UL/CUL 10C listed for 3 hrs, for single doors up to 4'0" x 8'0"
- Certified to ANSI/BHMA A156.2-2011 Grade 2
- Complies with ADA (Americans with Disabilities Act) and ICC/ANSI 117.1 for Accessible and Usable Buildings
- Meets requirements of the Buy American Act.
- Five (5) year Limited Warranty

‡ Available with antimicrobial coating, technology that is known to inhibit the growth of microbes.

**SD SERIES**  
CYLINDRICAL LOCKS



## PDQ FUNCTIONS

FUNCTION	FUNCTION NUMBER	INSIDE   OUTSIDE	DESCRIPTION	ANSI NUMBER
<b>NON KEYED</b>				
Communicating	SD125		<ul style="list-style-type: none"> <li>Latchbolt operated by inside lever</li> <li>Blank plate outside</li> <li>Minimum clearance of 1-1/2" between doors</li> <li>Deadlocking (guarded) latchbolt</li> </ul>	—
Passage	SD126		<ul style="list-style-type: none"> <li>Latchbolt operated by lever from either side at all times</li> </ul>	F75
Privacy Bedroom Bathroom	SD176		<ul style="list-style-type: none"> <li>Latchbolt operated by lever from either side or emergency release in outside lever</li> <li>Outside lever locked by push button on inside</li> <li>Outside lever unlocked by emergency release from outside, rotating inside lever, or closing door</li> </ul>	F76
Single Dummy	SD211		<ul style="list-style-type: none"> <li>Pull lever one side</li> <li>No mechanical operation</li> </ul>	—
<b>KEYED</b>				
Storeroom	SD115		<ul style="list-style-type: none"> <li>Latchbolt operated from outside by key, inside by lever</li> <li>Outside lever always fixed</li> <li>Inside lever always free</li> <li>Deadlocking (guarded) latchbolt</li> </ul>	F86
Entrance	SD116		<ul style="list-style-type: none"> <li>Latchbolt operated by lever from either side or key in outside lever</li> <li>Outside lever locked by push/turn button on inside</li> <li>When outside lever is locked by push button on inside – key from outside, or rotating inside lever unlocks outside lever</li> <li>When outside lever is locked by pushing and turning the button on the inside, key from outside or rotating inside lever retracts latch but does not unlock outside lever</li> <li>Deadlocking (guarded) latchbolt</li> </ul>	F109
Classroom	SD148		<ul style="list-style-type: none"> <li>Latchbolt operated by lever from either side</li> <li>Outside lever locked or unlocked by key from outside</li> <li>Inside lever always operates latch</li> <li>Deadlocking (guarded) latchbolt</li> </ul>	F84



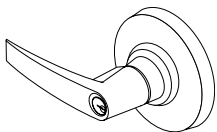
INDICATES RIGID LEVER

## CROSS REFERENCE

ANSI # / FUNCTION	PDQ	ARROW	CAL ROYAL	CORBIN	DORMA	FALCON	HAGER	SARGENT	SCHLAGE	YALE
F75 PASSAGE	SD 126	RL01	30	CL3710	C510	W101	2510	6U15	AL10S	4601LN
F76 PRIVACY	SD 176	RL02	20	CL3720	C540	W301	2540	6U65	AL40S	4602LN
F109 ENTRANCE	SD 116	RL11	N/A	CL3751	C553	W511	2553	6G37	AL53PD	4607LN
F84 CLASSROOM	SD 148	RL17	3	CL3755	C570	W561	2570	6G37	AL70PD	4608LN
F86 STORE ROOM	SD 115	RL12	5	CL3759	C580	W581	2580	6G04	AL80PD	4605LN
SINGLE DUMMY	SD 211	RL08	40	CL3750	C501	W12	2517	6U93	AL170	4655LN

## LEVER COMPARISON

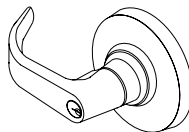
PDQ	ARROW	CAL ROYAL	CORBIN	DORMA	FALCON	HAGER	SARGENT	SCHLAGE	YALE
MIA — MIAMI	N/A	AT	AZD	N/A	N/A	N/A	B	ATH	MO
PHL — PHILADELPHIA	BRR	GN	NZD	LR	D	WTS	L	RHO	AU
BSN — BOSTON	SR	SPA	PZD	LC	Q	ARC	P	SPA	PB
MEM — MEMPHIS	N/A	N/A	N/A	N/A	N/A	N/A	N/A	N/A	N/A
ORL — ORLANDO	N/A	N/A	N/A	N/A	N/A	N/A	N/A	LAT	N/A



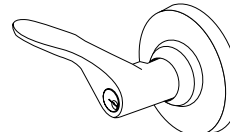
 MIAMI (MIA)



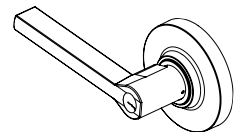
 PHILADELPHIA (PHL)



 BOSTON (BSN)



 MEMPHIS (MEM)  
(SPECIFY HANDING)



 ORLANDO (ORL)

Information on this sheet is compiled from public documents and third parties. As a result, PDQ makes no guarantees as to their accuracy, content, quality or availability. Comparisons were made using the technical features only and are not commercial comparisons. Final suitability should be determined by a professional hardware consultant.

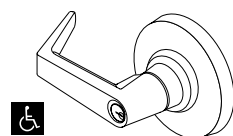
## LOCKSETS

## TRIM

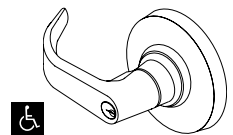
ANSI NO.	PDQ NO.	FUNCTIONS	626	613	605
		<b>SINGLE CYLINDER</b>			
F86	115	Store Room	\$214.00	\$228.00	\$220.00
F109	116	Entrance	\$214.00	\$228.00	\$220.00
F84	148	Classroom	\$214.00	\$228.00	\$220.00
		<b>NON-CYLINDER</b>			
	125	Communicating	\$177.00	\$189.00	\$183.00
F75	126	Passage	\$177.00	\$189.00	\$183.00
F76	176	Privacy	\$191.00	\$208.00	\$197.00
	211	Single Dummy	\$93.00	\$101.00	\$100.00
List prices shown include cylinder.					

### Notes:

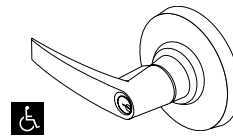
- 1 - Memphis lever in 605 finish may require factory lead-time. Contact Customer Service.
- 2 - Other finishes available. Contact Customer Service.



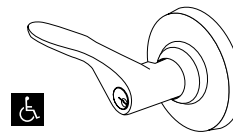
PHILADELPHIA (PHL) LEVER



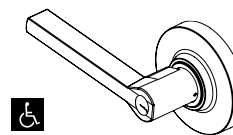
BOSTON (BSN) LEVER



MIAMI (MIA) LEVER



MEMPHIS (MEM) LEVER  
(SPECIFY HANDING)



ORLANDO (ORL) LEVER

### NOTES:

- Locks will be furnished with 2-3/4" Latchbolt, ASA Strike & SCC Cylinder unless otherwise stated
- 2-3/4" Latchbolt will be furnished with 2-1/4" x 1-1/8" faceplate unless otherwise stated
- 2-3/8" Latchbolt will be furnished with 2-1/4" x 1" faceplate unless otherwise stated

## HOW TO ORDER

QUANTITY	SERIES	FUNCTION	TRIM	FINISH	SPECIAL FINISH COATING	HANDING	BACKSET	STRIKE	CYLINDER OR HOUSING	KEYWAY	KEYING
10	SD	116	PHL	626	AM - ANTI-MICROBIAL	RH*	234	ASA	D	SCC	KD

NOTE: Case quantity is 10 / Case weight is 37 lbs.

\*Memphis keyed and dummy functions only.

ASA — ANSI/ASA (default)  
FL — Full Lip  
T — "T" Strike

D — Default  
L — Less Cylinder  
SF6 — SFIC w/Core, 6 Pin  
SF7 — SFIC w/Core, 7 Pin  
SFL — SFIC Housing less core

## CYLINDERS & KEYING SYSTEMS

PDQ KEYWAY	COMPATIBLE WITH	LIST PRICE	SUBSTITUTION PRICE
ARA	Arrow / AR1	\$51.00	-
C059A1	Corbin / 59A1	\$51.00	-
C06	Corbin / 60	\$51.00	-
CL4	Corbin / L4	\$51.00	-
RUD	Russwin / D1	\$51.00	-
SCE	Schlage / E	\$51.00	-
SCC	Schlage / C	\$51.00	-
SCC-K	Schlage / C-K	\$51.00	-
SAL	Sargent / LA	\$51.00	-
RA-RC	Sargent / RA-RC	\$51.00	-
YA8	Yale / E1R	\$51.00	-
GA	Yale / GA	\$51.00	-
FAL	Falcon / E-R	\$51.00	-
KW	Kwikset	\$51.00	-
TA	PDQ / TA (Restricted. Limited to Grandmaster systems w/4 masters)	\$53.00	-
NON	Less Cylinder	-	Deduct \$4/Cylinder

HIGH SECURITY CYLINDERS AND CORES

SEE HIGH SECURITY CYLINDERS AND CORES SECTION OF PRICE LIST.

KEYING SYSTEMS	LIST PRICE
Keyed Random	N/C
0-Bitted with 2 blank keys (For quality control purposes, PDQ "0" bit cylinders are actually keyed to a 1 bit and a 1 bit key is sent to open cylinders.)	N/C
Keyed Alike, 2 or less (KA2)	N/C
Keyed Alike, 3-4 (KA3 or KA4)	\$3.00ea
Keyed Alike, 5 or More (KA5)	\$8.00ea
Master Keyed	\$16ea
Construction Master Keyed	\$16ea
Master Keyed to Existing Bittings:	\$16ea
• Parts Discount Applies	

MASTER KEY SERVICES

LIST PRICE	
Number of Bittings	
1-100	\$110
101-300	\$170
301-1000	\$240
1001- 2000	\$330
2001- 5000	\$420
Master Key Service is a custom master key system that is provided with the purchase of complete PDQ manufactured locks and locking devices. A master key service charge will be assessed for any order that includes only PDQ cylinders or cores for use on non-PDQ locks or locking devices.	
Bitting List for Factory Master Key Production	\$95.00

VISUAL KEY CONTROL-MASTER KEYS

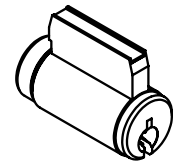
LIST PRICE	
Stamp/Engrave Symbol on Key (For example: AA1)	\$5.50
Stamp/Engrave "DO NOT DUPLICATE" on Key	\$1.00
Stamp/Engrave Bitting on Key	\$4.20
Stamp/Engrave Symbol on Conventional Cylinder (For example: AA1)	\$5.50
Stamp/Engrave Symbol on Interchangeable Core (For example: AA1)	\$5.50

MASTER/CONTROL/CHANGE KEYS

LIST PRICE	
Extra Master/Change Key - Conventional Cylinders	\$9.80
Large Bow Master/Change Key - SCC (Schlage C compatible)	\$12.60
Large Bow Master/Change Key - SCE (Schlage E compatible)	\$12.60
Extra Master/Operating Key - Small Format	\$10.80
Extra Control Key - Small Format	\$11.20

### NOTES:

- Specify finish for cylinders ordered separately
- Kwikset cylinder available in 5 pin only
- Specify KD, KA4, or 1 bitted
- 6 pin cylinder keyed for 5 pin



Key in Knob/Lever Cylinder

Parts discount applies



# SD SERIES INTERCHANGEABLE CORE

## LIST PRICE

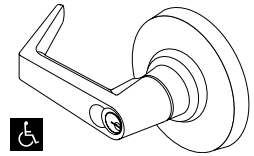
Effective November 1, 2016

## LOCKSETS

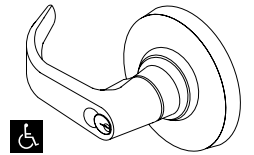
ANSI NO.	PDQ NO.	FUNCTIONS	626 SFIC	613 SFIC	605 SFIC
F86	115	Storeroom	\$218.00	\$232.00	\$224.00
F109	116	Entrance	\$218.00	\$232.00	\$224.00
F84	148	Classroom	\$218.00	\$232.00	\$224.00
List prices shown do not include I-C core.					

NOTE: Memphis lever not available in Small Format Interchangeable Core.

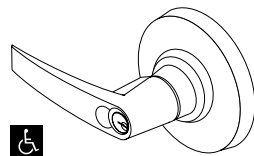
## TRIM



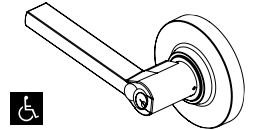
PHILADELPHIA (PHL) LEVER



BOSTON (BSN) LEVER



MIAMI (MIA) LEVER



ORLANDO (ORL) LEVER

### NOTES:

- Prices do not include IC Core
- Locks will be furnished with 2-3/4" Latchbolt & ASA Strike unless otherwise stated
- 2-3/4" Latchbolt will be furnished with 2-1/4" x 1-1/8" faceplate unless otherwise stated
- 2-3/8" Latchbolt will be furnished with 2-1/4" x 1" faceplate unless otherwise stated
- IC CORE NOT AVAILABLE WITH MEMPHIS LEVER

## HOW TO ORDER

QUANTITY	SERIES	FUNCTION	TRIM	FINISH	SPECIAL FINISH COATING	HANDING	BACKSET	STRIKE	CYLINDER OR HOUSING	KEYWAY	KEYING
10	SD	116	PHL	626	AM — ANTI-MICROBIAL	RH	234	ASA	D	SCC	KD

NOTE: Case quantity is 10 / Case weight is 37 lbs. Keyed Functions

ASA — ANSI/ASA (default)  
FL — Full Lip  
T — "T" Strike

D — Default  
L — Less Cylinder  
SF6 — SFIC w/Core, 6 Pin  
SF7 — SFIC w/Core, 7 Pin

# SD SERIES INTERCHANGEABLE CORE

## LIST PRICE

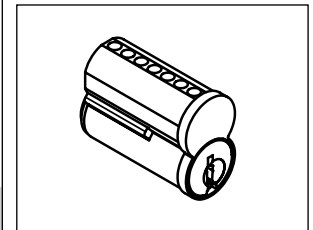
Effective November 1, 2016

### CORES

DESCRIPTION	PDQ NO.	AS PART OF LOCK	LIST PRICE ORDERED SEPARATELY
<b>SMALL FORMAT UNCOMBINED</b>			
6 Pin Cores	I5206 + KEYWAY	\$42.40	\$53.00
7 Pin Cores	I5207 + KEYWAY	\$45.50	\$58.10
<b>COMBINED</b>			
6 Pin Cores	I5206-1 + KEYWAY	\$42.40	\$69.00
7 Pin Cores	I5207-1 + KEYWAY	\$45.50	\$70.00
<b>BEST® Compatible</b> A (DEFAULT), B, C, D, E, F, G, H, J, K, L, M, Q, WA, WB, WC, WG, WH, TB, TD, TE, & R			
<b>PDQ Exclusive</b> PDQ1, PDQ2			
<b>PDQ Exclusive and Restricted</b> PDQ3			
<b>HIGH SECURITY IC CORES</b>			
SEE HIGH SECURITY CYLINDERS AND CORES SECTION OF PRICE LIST. — <b>NOT AVAILABLE WITH LFIC</b>			

#### NOTES:

- Combined cores include masterkeying in the list price
- Specify finish for IC Cores ordered separately
- Control keys must be ordered separately
- **PDQ1, PDQ2, PDQ3 (Restricted)**, Best A2 & A4 Systems Available



IC Core

**SD SERIES**  
CYLINDRICAL LOCKS

Parts discount applies



# SD SERIES PARTS

## LIST PRICE

Effective November 1, 2016

### STRIKES

DESCRIPTION	PDQ NO.	LIST PRICE	SUBSTITUTION PRICE
ASA Strike (any finish) 1-1/4" x 4-7/8"	V91900-(designate finish)	\$27.00	N/C
T-Strike (any finish) 1-1/8" x 2-3/4"	V91901-(designate finish)	\$12.00	N/C
Full Lip Strike (any finish) 1-5/8" x 2-1/4"	V919010-(designate finish)	\$11.00	N/C
Dust Box		\$6.00	—

#### NOTES:

- Specify finish for Strikes & Latchbolts if ordered separately

Parts discount applies

### ELECTRIC STRIKE

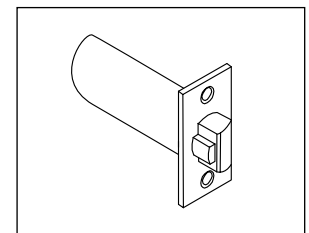
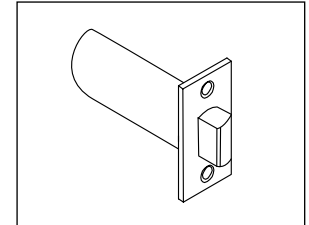
ELECTRIFIED HINGES NOW AVAILABLE - SEE HINGE SECTION

DESCRIPTION	PDQ NO.	LIST PRICE
Electric Strike for SD Locks (U.L. Listed)	85001	\$486.00

Parts discount applies

### LATCHBOLTS

DESCRIPTION	PDQ NO.	LIST PRICE	SUBSTITUTION PRICE
<b>2-3/4" SPRINGLATCH</b>			
2-1/4" x 1-1/8"	V21900-712	\$42.00	N/C
2-1/4" x 1"	V21900-714	\$42.00	N/C
2-1/4" x 1" x 1/4" Radius	V21900-714R	\$42.00	N/C
<b>2-3/4" DEADLATCH</b>			
2-1/4" x 1-1/8"	V21900-711	\$42.00	N/C
2-1/4" x 1"	V21900-713	\$42.00	N/C
2 1/4 X 1 X 1/4" Radius	V21900-713R	\$42.00	N/C
<b>2-3/8" SPRINGLATCH</b>			
2-1/4" x 1-1/8"	V21900-724	\$42.00	N/C
2-1/4" x 1"	V21900-722	\$42.00	N/C
2-1/4" x 1" x 1/4" Radius	V21900-722R	\$42.00	N/C
<b>2-3/8" DEADLATCH</b>			
2-1/4" x 1-1/8"	V21900-723	\$42.00	N/C
2-1/4" x 1"	V21900-721	\$42.00	N/C
2-1/4" x 1" x 1/4" Radius	V21900-721R	\$42.00	N/C
5" Extension for 2-3/4"	V21902	\$28.00	—



Latchbolts

Parts discount applies

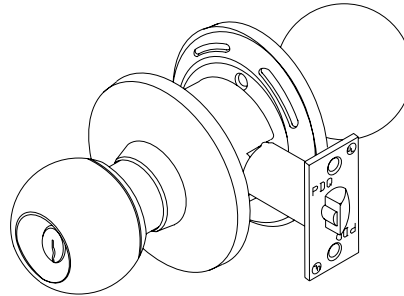


# GRADE 2 SV COMMERCIAL SERIES CYLINDRICAL LOCK



## LIST PRICE

Effective November 1, 2016



**SV SERIES  
(CQ) BALL KNOB**

### SPECIFICATIONS

#### FOR DOORS:

- 1-3/8" to 1-3/4" thick

#### BACKSET:

- 2-3/4" standard • 2-3/8", 5" optional

#### FRONT:

- 2-1/4" x 1-1/8" or 2-1/4" x 1" • Stainless Steel or Wrought Brass

#### STRIKE:

- ASA standard • T-Strike or Full Lip Strike Optional

#### ROSE:

- 3" DIA Wrought

#### LATCHBOLT:

- 1/2" Throw

#### HAND:

- Non-handed

#### TRIM:

- Stainless Steel or Wrought Brass Knobs and Roses

#### KEYS:

- Two (2) per Lock

#### KEYWAYS:

- SCC standard (Schlage C Compatible) • Also available in keyways of other manufacturers

#### INTERCHANGEABLE CORE:

- Available for all keyed functions • 6 or 7-pin
- Compatible with Best, Falcon and Arrow

#### CYLINDER:

- 6-pin Brass Insert Cylinder keyed to 5-pins • SFIC available (contact factory)

#### KEYING:

- Options: MK, CMK or GMK • Zero Bitted (KO), Keyed Different (KD) or Keyed Alike (KA)
- Can be keyed into existing master key systems

#### FINISHES:

- 605 (US3), 612 (US10), 613 (US10B), 630 (US32D)

#### CERTIFICATIONS, LISTINGS COMPLIANCES:

- Certified to ANSI/BHMA A156.2-2011, Grade 2
- UL/CUL 10C listed for 3 hrs, for single doors up to 4'0" x 8'0"

#### WARRANTY:

- One (1) year Limited Warranty

**SV SERIES**  
CYLINDRICAL LOCKS



## PDQ FUNCTIONS

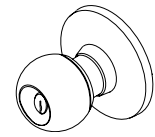
FUNCTION	FUNCTION NUMBER	INSIDE   OUTSIDE	DESCRIPTION	ANSI NUMBER
<b>NON KEYED</b>				
Closet/ Communicating	SV125		<ul style="list-style-type: none"> <li>Blank plate outside</li> <li>Inner knob always free</li> <li>Deadlocking (guarded) latchbolt</li> </ul>	—
Passage	SV126		<ul style="list-style-type: none"> <li>Latchbolt operated by both knobs</li> </ul>	F75
Privacy Bedroom Bathroom	SV176		<ul style="list-style-type: none"> <li>Latchbolt operated by both knobs</li> <li>Push button in inside knob locks outside knob</li> <li>Inside knob or closing door releases button</li> <li>Emergency opening from outside</li> </ul>	F76
Patio	SV177		<ul style="list-style-type: none"> <li>Latchbolt operated by both knobs</li> <li>Push button in inside knob locks outside knob</li> <li>Inside knob or closing door releases button</li> <li>Deadlocking (guarded) latchbolt</li> </ul>	—
Dummy	SV211 SV205		<ul style="list-style-type: none"> <li>Single or double pull knob(s)</li> <li>One or both side(s)</li> <li>No mechanical operation</li> <li>Surface mounted (SV 211)</li> <li>2-1/8" bored hole (SV 205)</li> </ul>	—
<b>KEYED</b>				
Storeroom	SV115		<ul style="list-style-type: none"> <li>Latchbolt operated from outside by key, inside by knob</li> <li>Outside knob is rigid at all times</li> <li>Inside knob always free for immediate exit</li> </ul>	F86
Entrance	SV116		<ul style="list-style-type: none"> <li>Latchbolt operated by both knobs</li> <li>Outside knob locked or unlocked by turn/push button</li> <li>Inside knob always free</li> <li>Pushing and turning button locks outside knob requiring use of key until button is manually unlocked</li> <li>Pushing button only locks outside knob until unlocked with key or inside knob is turned</li> </ul>	F109
General Entrance	SV137		<ul style="list-style-type: none"> <li>Latchbolt operated by both knobs</li> <li>Key on either side locks or unlocks</li> </ul>	—
Classroom Storage	SV148		<ul style="list-style-type: none"> <li>Latchbolt operated from outside by knob except when locked from outside by key</li> <li>Latchbolt operated from inside by knob at all times</li> </ul>	F84

INDICATES RIGID LEVER

## LOCKSETS

## TRIM

ANSI NO.	PDQ NO.	FUNCTIONS	630	605 612, 613
<b>SINGLE CYLINDER</b>				
F86	115	Storeroom	\$147.00	\$161.00
F109	116	Entrance	\$147.00	\$161.00
F84	148	Classroom	\$147.00	\$161.00
<b>DOUBLE CYLINDER</b>				
F91	137	Store Door	\$216.00	\$230.00
<b>NON-CYLINDER</b>				
	125	Communicating	\$118.00	\$132.00
F75	126	Passage	\$118.00	\$132.00
F76	176	Privacy	\$125.00	\$139.00
F77	177	Patio	\$129.00	—
	211	Single Dummy	\$64.00	\$71.00
	205	Double Dummy	\$108.00	\$122.00
List prices shown include conventional key in knob/lever cylinder. For I-C, list prices do not include core.				



(CQ) BALL KNOB

### NOTES:

- Locks will be furnished with 2-3/4" Latchbolt, ASA Strike & SCC Keyway unless otherwise stated
- 2-3/4" Latchbolt will be furnished with 2-1/4" x 1-1/8" faceplate unless otherwise stated
- 2-3/8" Latchbolt will be furnished with 2-1/4" x 1" faceplate unless otherwise stated

NOTE: Split Finishes are special order. Check with factory for lead time.

## HOW TO ORDER

QUANTITY	SERIES	FUNCTION	TRIM	FINISH	SPECIAL FINISH COATING	BACKSET	STRIKE	CYLINDER OR HOUSING	KEYWAY	KEYING
20	SV	116	CQ	630	AM — ANTI-MICROBIAL	234	ASA	D	SCC	KD

NOTE: Case quantity is 20 / Case weight is 43 lbs. Keyed Functions / Case weight is 40 lbs. Non-Keyed Functions / For split finishes, designate O/S trim first, then I/S

ASA — ANSI/ASA (default)  
FL — Full Lip  
T — "T" Strike

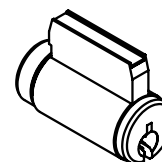
D — Default  
L — Less Cylinder  
SF6 — SFIC w/Core, 6 Pin  
SF7 — SFIC w/Core, 7 Pin  
SFL — SFIC Housing less core

## CYLINDERS & KEYING SYSTEMS

PDQ KEYWAY	COMPATIBLE WITH	LIST PRICE	SUBSTITUTION PRICE
ARA	Arrow / AR1	\$51.00	N/C
C059A1	Corbin / 59A1	\$51.00	N/C
C06	Corbin / 60	\$51.00	N/C
CL4	Corbin / L4	\$51.00	N/C
RUD	Russwin / D1	\$51.00	N/C
SCE	Schlage / E	\$51.00	N/C
SCC	Schlage / C	\$51.00	N/C
SCC-K	Schlage / C-K	\$51.00	N/C
SAL	Sargent / LA	\$51.00	N/C
RA-RC	Sargent / RA-RC	\$51.00	N/C
YA8	Yale / E1R	\$51.00	N/C
GA	Yale / GA	\$51.00	N/C
FAL	Falcon / E-R	\$51.00	N/C
KW	Kwikset	\$51.00	N/C
TA	PDQ / TA (Restricted. Limited to Grandmaster systems w/4 masters)	\$53.00	\$6.00
NON	Less Cylinder	-	Deduct \$4
HIGH SECURITY CYLINDERS AND CORES			
SEE HIGH SECURITY CYLINDERS AND CORES SECTION OF PRICE LIST.			
KEYING SYSTEMS		LIST PRICE	
Keyed Random		N/C	
0-Bitted with 2 blank keys (For quality control purposes, PDQ "0" bit cylinders are actually keyed to a 1 bit and a 1 bit key is sent to open cylinders.)		N/C	
Keyed Alike, 2 or less (KA2)		N/C	
Keyed Alike, 3-4 (KA3 or KA4)		\$3.00ea	
Keyed Alike, 5 or More (KA5)		\$8.00ea	
Master Keyed		\$16ea	
Construction Master Keyed		\$16ea	
Master Keyed to Existing Bittings:		\$16ea	
• Parts Discount Applies			
MASTER KEY SERVICES		LIST PRICE	
Number of Bittings			
1-100		\$110	
101-300		\$170	
301-1000		\$240	
1001- 2000		\$330	
2001- 5000		\$420	
Master Key Service is a custom master key system that is provided with the purchase of complete PDQ manufactured locks and locking devices. A master key service charge will be assessed for any order that includes only PDQ cylinders or cores for use on non-PDQ locks or locking devices.			
Bitting List for Factory Master Key Production		\$95.00	
VISUAL KEY CONTROL-MASTER KEYS		LIST PRICE	
Stamp/Engrave Symbol on Key (For example: AA1)		\$5.50	
Stamp/Engrave "DO NOT DUPLICATE" on Key		\$1.00	
Stamp/Engrave Bitting on Key		\$4.20	
Stamp/Engrave Symbol on Conventional Cylinder (For example: AA1)		\$5.50	
Stamp/Engrave Symbol on Interchangeable Core (For example: AA1)		\$5.50	
MASTER/CONTROL/CHANGE KEYS		LIST PRICE	
Extra Master/Change Key - Conventional Cylinders		\$9.80	
Large Bow Master/Change Key - SCC (Schlage C compatible)		\$12.60	
Large Bow Master/Change Key - SCE (Schlage E compatible)		\$12.60	
Extra Master/Operating Key - Small Format		\$10.80	
Extra Control Key - Small Format		\$11.20	

### NOTES:

- Specify finish for cylinders ordered separately
- Kwikset cylinder available in 5 pin only
- Specify KD, KA4, or 1 bitted
- 6 pin cylinder keyed for 5 pin
- Specify KD, KA4, or 1 bitted



Key in Knob/Lever Cylinder

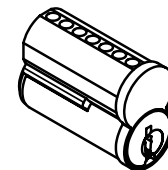
Parts discount applies

## CORES

DESCRIPTION	PDQ NO.	AS PART OF LOCK	LIST PRICE ORDERED SEPARATELY
<b>SMALL FORMAT UNCOMBINATED</b>			
6 Pin Cores	I5206 + KEYWAY	\$42.40	\$53.00
7 Pin Cores	I5207 + KEYWAY	\$45.50	\$58.10
<b>COMBINATED</b>			
6 Pin Cores	I5206-1 + KEYWAY	\$42.40	\$69.00
7 Pin Cores	I5207-1 + KEYWAY	\$45.50	\$74.00
<b>BEST® Compatible</b> A (DEFAULT), B, C, D, E, F, G, H, J, K, L, M, Q, WA, WB, WC, WG, WH, TB, TD, TE, & R			
<b>PDQ Exclusive</b> PDQ1, PDQ2			
<b>PDQ Exclusive and Restricted</b> PDQ3			
<b>SFIC CONSTRUCTION</b>			
Construction Core 6-pin only		\$29.00	\$36.00
Dummy Construction Core Plastic		\$4.90	\$4.90
Construction cores are invoiced at shipment and credited upon return. Subject to 50% discount.			
<b>HIGH SECURITY IC CORES</b>			
SEE HIGH SECURITY CYLINDERS AND CORES SECTION OF PRICE LIST. — NOT AVAILABLE WITH LFIC			

### NOTES:

- Combined cores include masterkeying in the list price
- Specify finish for IC Cores ordered separately
- Control keys must be ordered separately
- **PDQ1, PDQ2, PDQ3 (Restricted)**, Best A2 & A4 Systems Available



IC Core

Parts discount applies

## STRIKES

DESCRIPTION	PDQ NO.	LIST PRICE	SUBSTITUTION PRICE
ASA Strike (any finish) 1-1/4" x 4-7/8"	V91900-(designate finish)	\$27.00	N/C
T-Strike (any finish) 1-1/8" x 2-3/4"	V91901-(designate finish)	\$12.00	N/C
Full Lip Strike (any finish) 1-5/8" x 2-1/4"	V919010-(designate finish)	\$10.00	N/C
Dust Box		\$6.00	

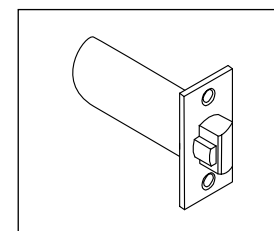
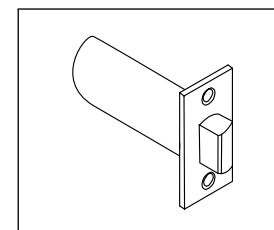
### NOTES:

- Specify finish for Strikes & Latchbolts ordered separately

Parts discount applies

## LATCHBOLTS

DESCRIPTION	PDQ NO.	LIST PRICE	SUBSTITUTION PRICE
<b>2-3/4" SPRINGLATCH</b>			
2-1/4" x 1-1/8"	V21900-712	\$42.00	N/C
2-1/4" x 1"	V21900-714	\$42.00	N/C
2-1/4" x 1" x 1/4" Radius	V21900-714R	\$42.00	N/C
<b>2-3/4" DEADLATCH</b>			
2-1/4" x 1-1/8"	V21900-711	\$42.00	N/C
2-1/4" x 1"	V21900-713	\$42.00	N/C
<b>2-3/8" SPRINGLATCH</b>			
2-1/4" x 1-1/8"	V21900-724	\$42.00	N/C
2-1/4" x 1"	V21900-722	\$42.00	N/C
2-1/4" x 1" x 1/4" Radius	V21900-722R	\$42.00	N/C
<b>2-3/8" DEADLATCH</b>			
2-1/4" x 1-1/8"	V21900-723	\$42.00	N/C
2-1/4" x 1"	V21900-721	\$42.00	N/C
2-1/4" x 1" x 1/4" Radius	V21900-721R	\$42.00	N/C
5" Extension for 2-3/4"	V21902	\$28.00	-
Faceplate Adaptor - Converts 1" (25mm) to 1-1/8" (28mm) width	I1099-100	\$0.80	-



Latchbolts

Parts discount applies

# LIST PRICE

Effective November 1, 2016



# GRADE 2 CL LIGHT COMMERCIAL SERIES INTER-CONNECTED LOCK

## SPECIFICATIONS

**FOR DOORS:**  
**PREPARATION:**  
**DUST BOX:**  
**LATCHBOLT BACKSET:**  
**DEADBOLT BACKSET:**  
**STRIKE:**

**ROSE:**  
**INSIDE ESCUTCHEON:**  
**LATCHBOLT:**  
**DEADBOLT:**  
**HANDING:**  
**KEYS:**  
**KEYWAYS:**  
**INTERCHANGEABLE CORE:**

**CONVENTIONAL KEY IN KNOB/LEVER CYLINDER:**  
**KEYING:**

**NEW**

**FINISHES:**  
(See Note)  
**CERTIFICATIONS, LISTINGS, COMPLIANCES:**

**WARRANTY:**

- 1-3/8" and 1-3/4" thick.
- ANSI/BHMA A156.115 for 4" and 5-1/2" hole centers.
- Included for Latchbolt and Deadbolt.
- 2-3/8" or 2-3/4" (Default). Specify when ordering
- Field adjustable for 2-3/8" and 2-3/4" (Default).
- "T"-Strike (Default).
- ASA or Full-Lip optional
- 3-3/8" DIA
- 3-3/4"W x 9-3/4"H (Wrought)
- 1/2" Throw
- ADA compliant.
- Non-handed (Except for Memphis Lever)
- Two (2) per Lock
- SCC Default (Schlage C Compatible). For additional keyways, see Cylinders and Keying section.
- 6-pin or 7-pin
- Compatible with Best SFIC.
- 6-pin Cylinder keyed to 5-pins
- Options: MK, CMK, or GMK, Zero Bitted (KO), Keyed Different (KD) or Keyed Alike (KA)
- Can be keyed into existing master key systems. See Keyways Section.
- 605 (US3) Bright Brass, 613 Oil Rubbed Bronze, 626 (US26D) Satin Chrome
- ANSI/BHMA 156.12-2008, Grade 2 (Pending)
- UL/CUL 10C listed for 3 hrs, for single doors up to 4'0" x 8'0"
- Complies with ADA (Americans with Disabilities Act) and ICC/ANSI 117.1 for Accessible and Usable Buildings
- Two (2) year Limited Warranty

NOTE: OTHER FINISHES AVAILABLE. CONTACT CUSTOMER SERVICE FOR QUOTE AND LEAD-TIME.

## CROSS REFERENCE

ANSI NUMBER / FUNCTION	PDQ	CAL-ROYAL	DORMA	FALCON	HAGER	SCHLAGE®	STANLEY®	YALE
95 / ENTRY, SINGLE CYLINDER	CL 126	HIL00, JHIL00	J310	—	3710	CS/RS 210 SERIES	QC1230 SERIES	4851LN
97 / ENTRY, DOUBLE CYLINDER	CL 116	HIL30, JHIL30	J353	H101DG	3753	CS/RS 250 SERIES	QC1250 SERIES	4871LN
98 / STOREROOM, DOUBLE CYLINDER	CL 115	—	—	—	—	CS/RS 280 SERIES	QC1285 SERIES	—
PRIVACY W/INDICATOR, NO CYLINDER	CL 176	—	—	—	—	—	QC1285 SERIES	—



## FUNCTIONS

ANSI NO.	PDQ FUNCTION	DESCRIPTION	LIST PRICE	
			605/613	626
		<b>DOUBLE CYLINDER</b>		
F98	115	Storeroom, Privacy Lever	\$518.00	\$482.00
F98	115IC	Storeroom, Privacy Lever	\$528.00	\$492.00
F97	116	Entrance, Privacy Lever	\$488.00	\$452.00
F97	116IC	Entrance, Privacy Lever	\$498.00	\$462.00
		<b>SINGLE CYLINDER</b>		
F95	126	Entrance, Passage Lever	\$428.00	\$392.00
F95	126IC	Entrance, Passage Lever	\$448.00	\$412.00
	176	Passage Lever with Deadbolt Indicator	\$448.00	\$412.00
List prices shown include conventional key in knob/lever cylinder. For I-C, list prices do not include core.				
OPTIONS			LIST PRICE ADD	
Tactile Abrasive Coating - Inside only				\$43.00
Tactile Abrasive Coating - Outside only				\$43.00
Tactile Abrasive Coating - Both sides				\$82.00

**NOTES:**

- Lock discount applies to options
- Prices do not include IC Cores
- Locks will be furnished with 2-3/4" Backset, T-Strike & SCC Keyway unless otherwise stated
- 2-3/4" Latchbolt will be furnished with 2-1/4" x 1-1/8" faceplate unless otherwise stated
- 2-3/8" Latchbolt will be furnished with 2-1/4" x 1" faceplate unless otherwise stated

## ORDERING GUIDE

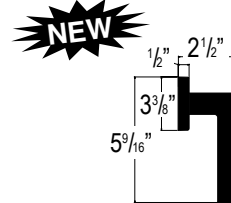
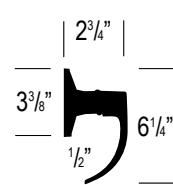
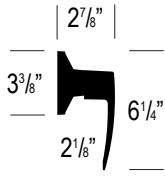
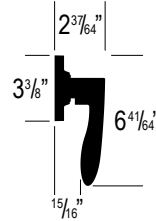
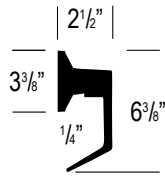
TYPE		LEVER DESIGNS <sup>3</sup>		BACKSET	HANDING <sup>2</sup>		STRIKE		KEYING	
CL — Interconnected Lock		BSN — Boston MEM — Memphis <sup>3</sup> (Specify handing) MIA — Miami ORL — Orlando PHL — Philadelphia		238 — 2-3/8" 234 — 2-3/4"	LH — Left Hand RH — Right Hand		ASA — ASA FL — Full Lip T — "T" Strike (Default)		KD	
CL	126	PHL	626	234	—	—	T	SCC	D	KD
126 — Entry, Single Cylinder 115 — Storeroom, Double Cylinder 116 — Entry, Double Cylinder 176 — Privacy With Dead Bolt Indicator. No Cylinder		605 — Bright Brass 613 — Oil Rubbed Bronze 626 — Satin Chrome			AM — Anti-microbial		SCC		D — Conventional Key in Knob/Lever Cylinder (Default) L — Less Cylinder SF6 — SFIC w/Core, 6 Pin SF7 — SFIC w/Core, 7 Pin SF6L — SFIC 6 Pin Housing less core SF7L — SFIC 7 Pin Housing less core	
FUNCTION		FINISHES <sup>1</sup>			SPECIAL FINISH COATING		CYLINDER OR HOUSING		KEYWAY	

**Ordering Example: CL 126 PHL 626 234 T D SCC KD**

Notes: 1 - Other finishes available. Contact Customer Service. 2 - Specify handing when ordering Memphis lever.  
3 - Memphis lever not available in SFIC.

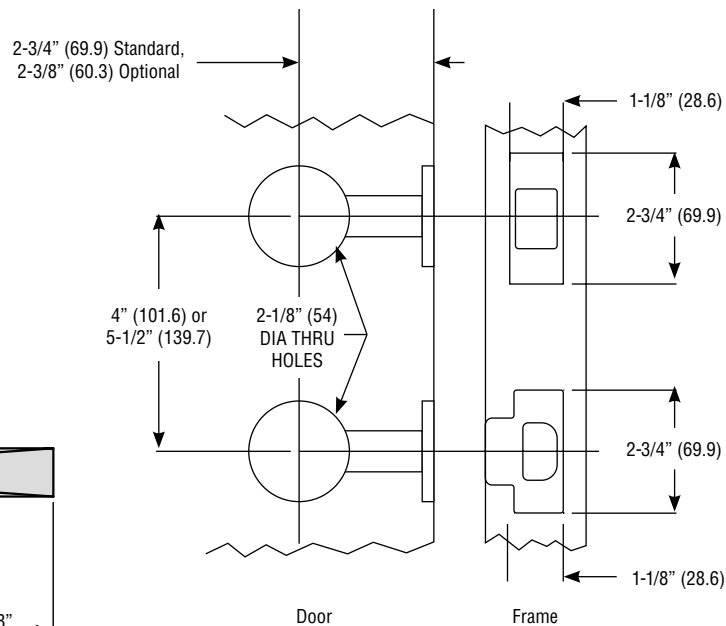
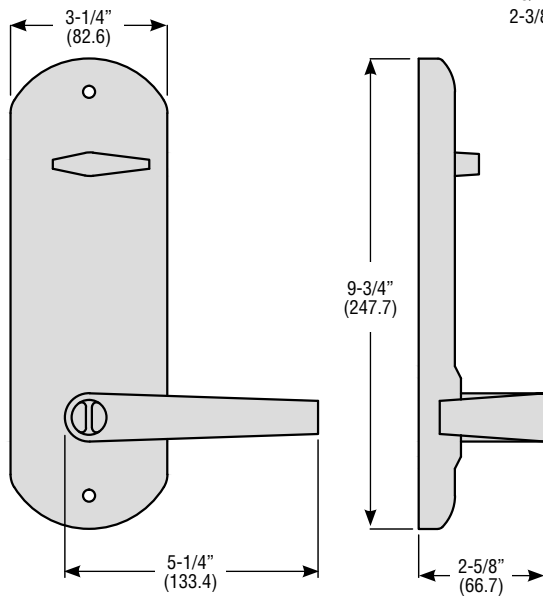


## LEVER DESIGNS



NOTE: Specify handing when ordering Memphis levers.

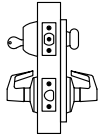
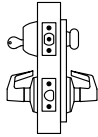
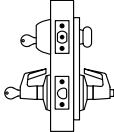
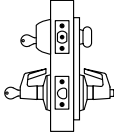
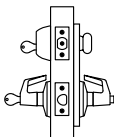
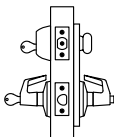
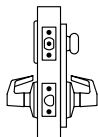
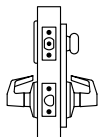
## DIMENSIONS



Note: Dimensions in parenthesis in millimeters

Note: Fits ANSI/BHMA 156.115 door preparation for Interconnected Locks

## PDQ FUNCTIONS

FUNCTION	FUNCTION NUMBER	OUTSIDE	INSIDE	DESCRIPTION	ANSI NUMBER
Entry Single Cylinder Passage Lever	126			<ul style="list-style-type: none"> <li>• Outside and Inside lever always free</li> <li>• Deadbolt projected or retracted by key outside or turnpiece inside</li> <li>• When deadbolt is projected, turning inside knob/lever retracts deadbolt and latchbolt simultaneously</li> </ul>	F95
Storeroom Double Cylinder (See note) Privacy Lever	<b>NEW</b> 115			<ul style="list-style-type: none"> <li>• Deadlocking latch bolt is operated by key outside or operating lever</li> <li>• Key outside projects or retracts dead bolt.</li> <li>• Operating inside lever or key outside retracts dead bolt and deadlocking latch.</li> </ul>	F98
Entry Double Cylinder (See note) Privacy Lever	116			<ul style="list-style-type: none"> <li>• Outside lever locked by turn button in inside knob/lever</li> <li>• Inside lever always free</li> <li>• Unlocking of outside lever requires use of key or manual return of inside turn button</li> <li>• Deadbolt is activated by key in outside deadlock or turnpiece inside</li> <li>• Turning inside lever retracts deadbolt and latchbolt simultaneously</li> </ul>	F97
Privacy with Dead Bolt Indicator No Cylinder Passage Lever	176			<ul style="list-style-type: none"> <li>• Outside and Inside lever always free</li> <li>• Indicator outside</li> <li>• Thumbturn inside extends/retracts deadbolt</li> <li>• Emergency key outside retracts deadbolt</li> <li>• When deadbolt is projected, turning inside lever retracts deadbolt and latchbolt simultaneously</li> </ul>	—

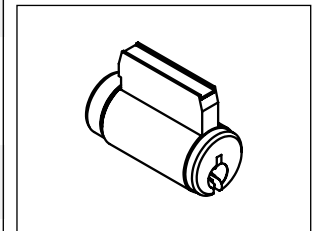
**NOTE:** Memphis lever not available in Small Format Interchangeable Core.

## CYLINDERS & KEYING SYSTEMS

PDQ KEYWAY	COMPATIBLE WITH	LIST PRICE	SUBSTITUTION PRICE
ARA	Arrow / AR1	\$51.00	N/C
CO59A1	Corbin / 59A1	\$51.00	N/C
CO6	Corbin / 60	\$51.00	N/C
CL4	Corbin / L4	\$51.00	N/C
RUD	Russwin / D1	\$51.00	N/C
SCE	Schlage / E	\$51.00	N/C
SCC	Schlage / C	\$51.00	N/C
SCC-K	Schlage / C-K	\$51.00	N/C
SAL	Sargent / LA	\$51.00	N/C
RA-RC	Sargent / RA-RC	\$51.00	N/C
YA8	Yale / E1R	\$51.00	N/C
GA	Yale / GA	\$51.00	N/C
FAL	Falcon / E-R	\$51.00	N/C
KW	Kwikset	\$51.00	N/C
TA	PDQ / TA (Restricted. Limited to Grandmaster systems w/4 masters)	\$53.00	N/C
NON	Less Cylinder	-	Deduct \$4/Cylinder
HIGH SECURITY CYLINDERS AND CORES			
SEE HIGH SECURITY CYLINDERS AND CORES SECTION OF PRICE LIST.			
KEYING SYSTEMS		LIST PRICE	
Keyed Random		N/C	
0-Bitted with 2 blank keys (For quality control purposes, PDQ "0" bit cylinders are actually keyed to a 1 bit and a 1 bit key is sent to open cylinders.)		N/C	
Keyed Alike, 2 or less (KA2)		N/C	
Keyed Alike, 3-4 (KA3 or KA4)		\$3.00ea	
Keyed Alike, 5 or More (KA5)		\$8.00ea	
Master Keyed		\$16ea	
Construction Master Keyed		\$16ea	
Master Keyed to Existing Bittings:		\$16ea	
• Parts Discount Applies			
MASTER KEY SERVICES		LIST PRICE	
Number of Bittings			
1-100		\$110	
101-300		\$170	
301-1000		\$240	
1001- 2000		\$330	
2001- 5000		\$420	
Master Key Service is a custom master key system that is provided with the purchase of complete PDQ manufactured locks and locking devices. A master key service charge will be assessed for any order that includes only PDQ cylinders or cores for use on non-PDQ locks or locking devices.			
Bitting List for Factory Master Key Production		\$95.00	
VISUAL KEY CONTROL-MASTER KEYS		LIST PRICE	
Stamp/Engrave Symbol on Key (For example: AA1)		\$5.50	
Stamp/Engrave "DO NOT DUPLICATE" on Key		\$1.00	
Stamp/Engrave Bitting on Key		\$4.20	
Stamp/Engrave Symbol on Conventional Cylinder (For example: AA1)		\$5.50	
Stamp/Engrave Symbol on Interchangeable Core (For example: AA1)		\$5.50	
MASTER/CONTROL/CHANGE KEYS		LIST PRICE	
Extra Master/Change Key - Conventional Cylinders		\$9.80	
Large Bow Master/Change Key - SCC (Schlage C compatible)		\$12.60	
Large Bow Master/Change Key - SCE (Schlage E compatible)		\$12.60	
Extra Master/Operating Key - Small Format		\$10.80	
Extra Control Key - Small Format		\$11.20	

### NOTES:

- Specify finish for cylinders ordered separately
- Kwikset cylinder available in 5 pin only
- Specify KD, KA4, or 1 bitted
- 6 pin cylinder keyed for 5 pin



Key in Knob/Lever Cylinder

Parts discount applies

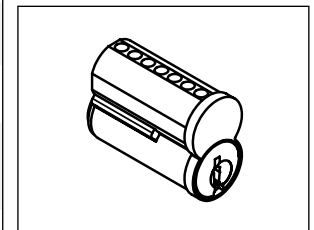


## CORES

DESCRIPTION	PDQ NO.	AS PART OF LOCK LIST PRICE FUNCTION 126	FUNCTION 116	ORDERED SEPARATELY
<b>SMALL FORMAT UNCOMBINATED</b>				
6 Pin Cores	I5206 + KEYWAY	\$42.40	\$84.80	\$53.00
7 Pin Cores	I5207 + KEYWAY	\$45.50	\$91.00	\$58.10
<b>COMBINATED</b>				
6 Pin Cores	I5206-1 + KEYWAY	\$42.40	\$84.80	\$69.00
7 Pin Cores	I5207-1 + KEYWAY	\$45.50	\$91.00	\$74.00
<b>KEYWAYS</b>				
<b>BEST® Compatible</b> A (DEFAULT), B, C, D, E, F, G, H, J, K, L, M, Q, WA, WB, WC, WG, WH, TB, TD, TE, & R				
<b>PDQ Exclusive</b> PDQ1, PDQ2				
<b>PDQ Exclusive and Restricted</b> PDQ3				
<b>SFIC CONSTRUCTION</b>				
Construction Core 6-pin only		\$29.00		\$36.00ea
Dummy Construction Core Plastic		\$4.90		\$4.90ea
<b>HIGH SECURITY IC CORES</b>				
SEE HIGH SECURITY CYLINDERS AND CORES SECTION OF PRICE LIST.				

### NOTES:

- Combined cores include masterkeying in the list price
- Specify finish for IC Cores ordered separately
- Control keys must be ordered separately
- **PDQ1, PDQ2, PDQ3 (Restricted)**, Best A2 & A4 Systems Available



SFIC Core

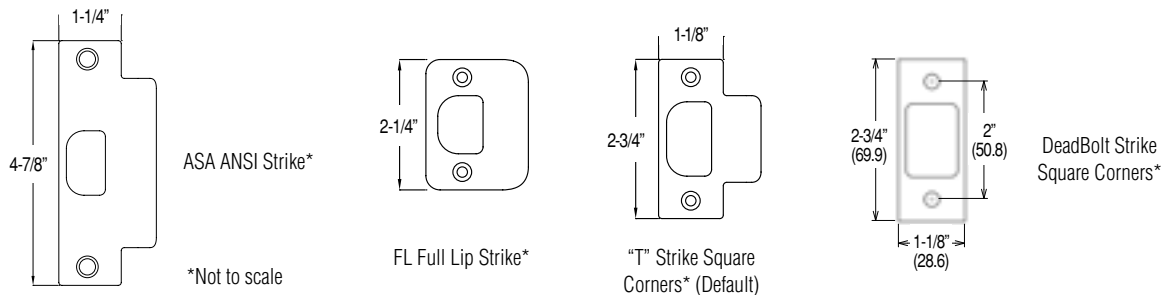
Parts discount applies

## STRIKES

DESCRIPTION	FINISH N/A	605 (US3)	613 (US10B)	630 (US32D)	LIST PRICE	SUBSTITUTION PRICE
ASA Strike (any finish) 1-1/4" x 4-7/8"		V91900-5	V91901-6	V91901-1	\$27.00	N/C
T-Strike (any finish) 1-1/8" x 2-3/4"		V91901-5	V91901-6	V91901-1	\$12.00	N/C
Full Lip Strike (any finish) 1-5/8" x 2-1/4"		14702-5	14702-6	14702-1	\$10.00	N/C
Deadbolt Strike (any finish) 2-3/4" x 1-1/8"		V91901-5	V91901-6	V91901-1	\$10.00	N/C
Dust Box	I4587	—	—	—	\$6.00	N/C <sup>1</sup>

Note 1 - Dust Boxes for Deadbolt and Latchbolt included with the lock.

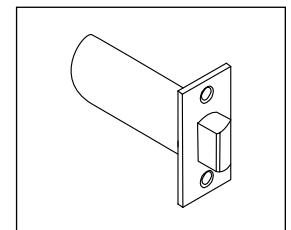
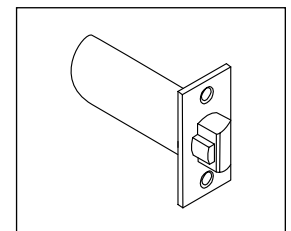
Parts discount applies



## LATCHBOLTS

BACKSET	TYPE	FACEPLATE	CORNERS	PDQ NUMBER	LIST PRICE	SUBSTITUTION PRICE
2-3/8"	SPRINGLATCH	2-1/4" X 1	SQUARE (DEFAULT)	V21900-722	\$42.00	N/C
		2-1/4" X 1-1/8"	SQUARE	V21900-724		
		2-1/4" X 1	1/4" RADIUS	V21900-722R		
	DEADLATCH	2-1/4" X 1	SQUARE (DEFAULT)	V21900-721		
		2-1/4" X 1-1/8"	SQUARE	V21900-723		
		2-1/4" X 1	1/4" RADIUS	V21900-721R		
2-3/4"	SPRINGLATCH	2-1/4" X 1	SQUARE	V21900-714		
		2-1/4" X 1-1/8"	SQUARE (DEFAULT)	V21900-712		
	DEADLATCH	2-1/4" X 1	SQUARE	V21900-711		
		2-1/4" X 1-1/8"	SQUARE (DEFAULT)	V21900-713		

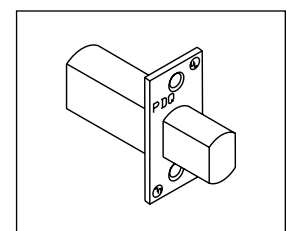
Parts discount applies



## DEADBOLTS

BACKSET	TYPE	FACEPLATE	CORNERS	PDQ NUMBER	LIST PRICE	SUBSTITUTION PRICE
2-3/8"	ADJUSTABLE	2-1/4" X 1	SQUARE (DEFAULT)	I04507	\$40.00	N/C
		2-1/4" X 1	1/4" RADIUS	I04507R		

Parts discount applies



CL SERIES  
INTER-CONNECTED LOCKS

THIS PAGE LEFT BLANK INTENTIONALLY

# GRADE 3 SR

ULTRA-LIGHT  
COMMERCIAL  
SERIES  
CYLINDRICAL LOCK

## SPECIFICATIONS

### FOR DOORS:

### BACKSET:

### FRONT:

### STRIKE:

### ROSE:

### LATCHBOLT:

### HAND:

### TRIM:

### KEYS:

### KEYWAYS:

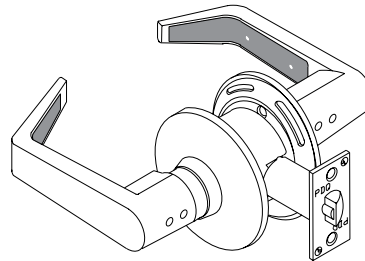
### CYLINDER:

### KEYING:

### FINISHES:

### CERTIFICATIONS, LISTINGS COMPLIANCES:

### WARRANTY:



**SR SERIES  
(LV) LEVER**

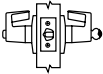



- 1-3/8" to 1-3/4" thick
- 2-3/4" - 2-3/8" Adjustable
- 2-1/4" x 1" • Stainless Steel or Wrought Brass
- Full Lip standard • ASA and T-Strike available
- 2-3/4" DIA Wrought
- 1/2" Throw
- Non-handed
- Diecast LV lever • Stainless Steel or Wrought Brass Roses
- Two (2) per Lock
- SCC only (Schlage C Compatible)
- 5-pin Brass Insert Cylinder
- Options: MK, CMK or GMK • Zero Bitted (KO), Keyed Different (KD) or Keyed Alike (KA)
- Can be keyed into existing master key systems
- 605 (US3) Bright Brass, 626 (US26D) Satin Chrome
- Complies with ANSI/BHMA A156.2, Grade 3
- Complies with ADA (Americans with Disabilities Act) and ICC/ANSI 117.1 for Accessible and Usable Buildings
- One (1) year Limited Warranty

## LIST PRICE

Effective November 1, 2016

SR SERIES  
CYLINDRICAL LOCKS

## PDQ FUNCTIONS

FUNCTION	FUNCTION NUMBER	INSIDE   OUTSIDE	DESCRIPTION	ANSI NUMBER
Entrance	SR116		<ul style="list-style-type: none"> <li>• Latchbolt operated by both knobs</li> <li>• Outside knob locked or unlocked by turn/push button</li> <li>• Pushing and turning button locks outside knob requiring use of key until button is manually unlocked</li> <li>• Pushing button only locks outside knob until unlocked with key or inside knob is turned</li> </ul>	F109
Passage	SR126		<ul style="list-style-type: none"> <li>• Latchbolt operated by both levers</li> </ul>	F75
Privacy	SR176		<ul style="list-style-type: none"> <li>• Latchbolt operated by outside lever</li> <li>• Push button on inside locks lever</li> <li>• Inside lever or closing door releases button</li> <li>• Emergency opening from outside</li> </ul>	F76
Single Dummy	SR211		<ul style="list-style-type: none"> <li>• Single pull lever one side</li> <li>• Surface mount</li> </ul>	—

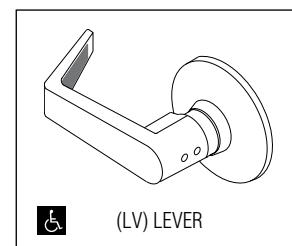


INDICATES RIGID LEVER



## LEVER

ANSI NO.	PDQ FUNCTION	DESCRIPTION	605/626
F109	116	<b>CYLINDER</b> Entrance	\$99.00
F75	126	<b>NON-CYLINDER</b> Passage	\$92.00
F76	176	Privacy	\$97.00
F76	176	Privacy (605/626)	-
	211	Single Dummy	\$46.00



## HOW TO ORDER

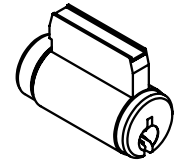
SERIES	FUNCTION	TRIM	FINISH	BACKSET	STRIKE	CYLINDER OR HOUSING	KEYWAY	KEYING
SR	116	LV	626	ADJ	FL	D	SCC	KD
NOTE: Case quantity: 20 for CQ Trim, 10 for LV Trim / Case weight varies / For split finishes, designate O/S trim first, then I/S						<b>ASA</b> — ANSI/ASA <b>FL</b> — Full Lip (default) <b>T</b> — "T" Strike	<b>D</b> — Default <b>L</b> — Less Cylinder	

## CYLINDERS & KEYING SYSTEMS

PDQ KEYWAY	COMPATIBLE WITH	LIST PRICE
SCC	Schlage C	\$46.00
<b>KEYING SYSTEMS</b>		<b>LIST PRICE</b>
Keyed Random		N/C
0-Bitted with 2 blank keys (For quality control purposes, PDQ "0" bit cylinders are actually keyed to a 1 bit and a 1 bit key is sent to open cylinders.)		N/C
Keyed Alike, 2 or less (KA2)		N/C
Keyed Alike, 3-4 (KA3 or KA4)		\$3.00ea
Keyed Alike, 5 or More (KA5)		\$8.00ea
Master Keyed		\$16ea
Construction Master Keyed		\$16ea
Master Keyed to Existing Bittings:		\$16ea
• Parts Discount Applies		
<b>MASTER KEY SERVICES</b>		<b>LIST PRICE</b>
Number of Bittings		
1-100		\$110
101-300		\$170
301-1000		\$240
1001- 2000		\$330
2001- 5000		\$420
Master Key Service is a custom master key system that is provided with the purchase of complete PDQ manufactured locks and locking devices. A master key service charge will be assessed for any order that includes only PDQ cylinders or cores for use on non-PDQ locks or locking devices.		
Bitting List for Factory Master Key Production		\$95.00
<b>VISUAL KEY CONTROL-MASTER KEYS</b>		<b>LIST PRICE</b>
Stamp/Engrave Symbol on Key (For example: AA1)		\$5.50
Stamp/Engrave "DO NOT DUPLICATE" on Key		\$1.00
Stamp/Engrave Bitting on Key		\$4.20
Stamp/Engrave Symbol on Conventional Cylinder (For example: AA1)		\$5.50
Stamp/Engrave Symbol on Interchangeable Core (For example: AA1)		\$5.50
<b>MASTER/CONTROL/CHANGE KEYS</b>		<b>LIST PRICE</b>
Extra Master/Change Key - Conventional Cylinders		\$9.80
Large Bow Master/Change Key - SCC (Schlage C compatible)		\$12.60
Large Bow Master/Change Key - SCE (Schlage E compatible)		\$12.60
Extra Master/Operating Key - Small Format		\$10.80
Extra Control Key - Small Format		\$11.20

**NOTES:**

- Specify finish for cylinders ordered separately



Key in Knob/Lever Cylinder

Parts discount applies

### STRIKES

DESCRIPTION	PDQ NO.	LIST PRICE	SUBSTITUTION PRICE
ASA Strike (any finish) 1-1/4" x 4-7/8"	V91900-(designate finish)	\$26.00	\$10.00
T-Strike (any finish) 1-1/8" x 2-3/4"	V91901-(designate finish)	\$12.00	N/C
Full Lip Strike (any finish) 1-5/8" x 2-1/4"	V919010-(designate finish)	\$10.00	N/C
Dust Box		\$5.00	

**NOTES:**

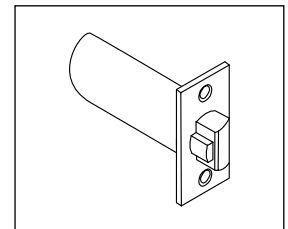
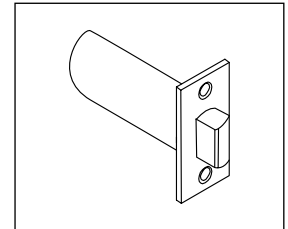
- Specify finish for Strike & Latchbolt finish ordered separately

Parts discount applies

### LATCHBOLTS

DESCRIPTION	PDQ NO.	LIST PRICE	SUBSTITUTION PRICE
<b>SPRINGLATCH</b> <b>2-3/4" - 2-3/8" ADJUSTABLE</b>			
2-1/4" x 1"	I04407	\$33.00	N/C
2-1/4" x 1" Privacy	I04407K	\$33.00	N/C
2-1/4" x 1" x 1/4" Radius	I04407R	\$33.00	N/C
2-1/4" x 1" x 1/4" Radius Privacy	I04407KR	\$33.00	N/C
Drive-in	I04407-5D	\$33.00	N/C
Drive-in Privacy	I04408-5D	\$33.00	N/C
<b>DEADLATCH</b> <b>2-3/4" - 2-3/8" ADJUSTABLE</b>			
2-1/4" x 1"	I04406	\$33.00	N/C
2-1/4" x 1" x 1/4" Radius	I04406R	\$33.00	N/C
Drive-in	I04406-5D	\$33.00	N/C
1-1/8" Latch Front Filler Plate (Minimum of 100 pieces)	I099-100	\$0.80	-

Parts discount applies



Latchbolts

THIS PAGE LEFT BLANK INTENTIONALLY

ASSEMBLED IN U.S.A.

# KT

EXTRA HEAVY DUTY  
**SERIES**  
DEADBOLT

## SPECIFICATIONS

**FOR DOORS:**

**DOOR PREP:**

**BACKSET:**

**FRONT:**

**STRIKE:**

**DEADBOLT:**

**HAND:**

**TRIM:**

**KEYS:**

**KEYWAYS:**

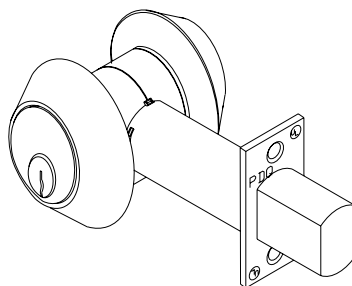
**CYLINDER:**

**KEYING:**

**FINISHES:**

**WARRANTY:**

**COUNTRY OF ORIGIN:**



**KT SERIES**

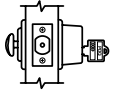
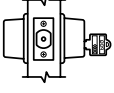
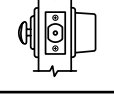
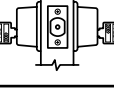
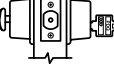
- 1-3/8" to 1-3/4" thick
- 2-1/8" DIA
- 2-3/4" ((Default)) • 2-3/8" available
- 2-1/4" x 1-1/8" or 2-1/4" x 1" • Stainless Steel or Wrought Brass
- 2-3/4" x 1-1/8" • Stainless Steel or Wrought Brass
- 1" Throw
- Brass Bolt containing two concealed 1/4" case-hardened Steel Roll Pins
- Non-handed
- Wrought Brass Scalp • Reinforced Zinc Diecast Rose
- Two (2) per Lock
- SCC standard (Schlage C Compatible)
- Also available in keyways of other manufacturers
- 6-pin Brass Mortise Cylinder keyed to 5-pins
- Options: MK, CMK or GMK
- Zero Bitted (KO), Keyed Different (KD) or Keyed Alike (KA)
- Can be keyed into existing master key systems
- 605 (US3) - Bright Brass, 606 (US4) - Satin Brass, 613 (US10B) - Oil Rubbed Bronze, 625 (US26) - Bright Chrome Or 626 (US26D) - Satin Chrome
- One (1) year Limited Warranty
- Assembled in the U.S.A. with U.S. and foreign material.  
Meets requirements of the Buy American Act.

## LIST PRICE

Effective November 1, 2016

**KT SERIES**  
DEADBOLT LOCKS

## PDQ FUNCTIONS

FUNCTION	FUNCTION NUMBER	INSIDE   OUTSIDE	DESCRIPTION	ANSI NUMBER
Single Cylinder	KT116		<ul style="list-style-type: none"> <li>Lock or unlock by key from outside, by thumb turn from inside</li> </ul>	E1151
Entrance	KT121		<ul style="list-style-type: none"> <li>Lock or unlock by key from outside</li> <li>Blank mortise cylinder on inside</li> </ul>	E1161
Single Sided	KT125		<ul style="list-style-type: none"> <li>Deadbolt by inside thumb turn only</li> <li>Blank mortise cylinder on outside</li> </ul>	E11111
Double Cylinder	KT137		<ul style="list-style-type: none"> <li>Lock or unlock by key from both sides</li> </ul>	E1141
Classroom	KT148		<ul style="list-style-type: none"> <li>Lock or unlock by key from outside</li> <li>Turnpiece inside retracts deadbolt, but will not project it</li> </ul>	E1171

## DEADBOLTS

ANSI NO.	PDQ FUNCTION	DESCRIPTION	605/606 613/625	626
E11111	125	<b>NON-CYLINDER</b> Communicating	\$178.00	\$165.00
E1151	116	<b>SINGLE CYLINDER</b> Entrance	\$189.00	\$177.00
E1161	121	Entrance	\$189.00	\$177.00
E1171	148	Classroom	\$239.00	\$218.00
E1141	137	<b>DOUBLE CYLINDER</b> Store Door	\$217.00	\$205.00

### NOTES:

- Consult Customer Service for availability of Split Finish
- 2-3/4" Latchbolt will be furnished with 2-1/4" x 1-1/8" faceplate unless otherwise stated
- 2-3/8" Latchbolt will be furnished with 2-1/4" x 1" faceplate unless otherwise stated
- ADA thumbturn available special order

List prices shown include conventional key in knob/lever cylinder. For I-C, list prices do not include core.

NOTE: LFIC only available in 116. Add \$8.00 substitution.

## HOW TO ORDER

QUANTITY	SERIES	FUNCTION	FINISH	BACKSET	CYLINDER OR HOUSING	KEYWAY	KEYING
10	KT	116	626	234	D	SCC	KD

NOTE: Case quantity is 10 / Case weight is 19 lbs. Single Cylinder / Case weight is 22 lbs. Double Cylinder / For split finishes, designate O/S trim first, then I/S

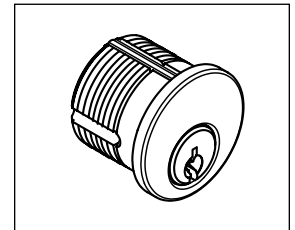
D — Default  
L — Less Cylinder

### MORTISE CYLINDERS

PDQ KEYWAY	COMPATIBLE WITH	LIST PRICE 1-1/8"	SUBSTITUTION PRICE
ARA	Arrow / AR1	\$57.00	N/C
CO59A1	Corbin / 59A1	\$57.00	N/C
CO6	Corbin / 60	\$57.00	N/C
CL4	Corbin / L4	\$57.00	N/C
RUD	Russwin / D1	\$57.00	N/C
SCE	Schlage / E	\$57.00	N/C
SCC	Schlage / C	\$57.00	N/C
SCC-K	Schlage / C-K	\$57.00	N/C
SAL	Sargent / LA	\$57.00	N/C
RA-RC	Sargent / RA-RC	\$57.00	N/C
YA8	Yale / E1R	\$57.00	N/C
GA	Yale / GA	\$57.00	N/C
FAL	Falcon / E-R	\$57.00	N/C
TA	PDQ / TA (Restricted. Limited to Grandmaster systems w/4 masters)	\$57.00	\$3.00
NON	Less Cylinder	-	Deduct \$8/Cylinder
KEYING SYSTEMS		LIST PRICE	
Keyed Random		N/C	
0-Bitted with 2 blank keys (For quality control purposes, PDQ "0" bit cylinders are actually keyed to a 1 bit and a 1 bit key is sent to open cylinders.)		N/C	
Keyed Alike, 2 or less (KA2)		N/C	
Keyed Alike, 3-4 (KA3 or KA4)		\$3.00ea	
Keyed Alike, 5 or More (KA5)		\$8.00ea	
Master Keyed		\$16ea	
Construction Master Keyed		\$16ea	
Master Keyed to Existing Bittings:		\$16ea	
• Parts Discount Applies			
MASTER KEY SERVICES		LIST PRICE	
Number of Bittings			
1-100		\$110	
101-300		\$170	
301-1000		\$240	
1001- 2000		\$330	
2001- 5000		\$420	
Master Key Service is a custom master key system that is provided with the purchase of complete PDQ manufactured locks and locking devices. A master key service charge will be assessed for any order that includes only PDQ cylinders or cores for use on non-PDQ locks or locking devices.			
Bitting List for Factory Master Key Production		\$95.00	
VISUAL KEY CONTROL-MASTER KEYS		LIST PRICE	
Stamp/Engrave Symbol on Key (For example: AA1)		\$5.50	
Stamp/Engrave "DO NOT DUPLICATE" on Key		\$1.00	
Stamp/Engrave Bitting on Key		\$4.20	
Stamp/Engrave Symbol on Conventional Cylinder (For example: AA1)		\$5.50	
Stamp/Engrave Symbol on Interchangeable Core (For example: AA1)		\$5.50	
MASTER/CONTROL/CHANGE KEYS		LIST PRICE	
Extra Master/Change Key - Conventional Cylinders		\$9.80	
Large Bow Master/Change Key - SCC (Schlage C compatible)		\$12.60	
Large Bow Master/Change Key - SCE (Schlage E compatible)		\$12.60	
Extra Master/Operating Key - Small Format		\$10.80	

**NOTES:**

- Specify finish for Mortise Cylinders ordered separately



Mortise Cylinder

Parts discount applies

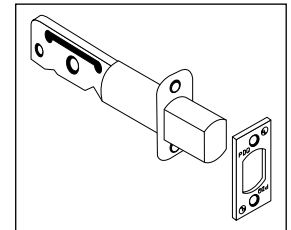
### STRIKES

DESCRIPTION	FINISH N/A	605 (US3)	613 (US10B)	630 (US32D)	LIST PRICE	SUBSTITUTION PRICE
Deadbolt Strike 2-3/4" x 1-1/8"		I4602-5	I4602-6	I4602-1	\$16.00	N/C
Dust Box	I4587	—	—	—	\$8.00	—

Parts discount applies

### BOLTS

DESCRIPTION	PDQ NO.	LIST PRICE	SUBSTITUTION PRICE
<b>2-3/4" BACKSET</b>			
2-1/4" x 1-1/8" (Default)	I4301	\$34.00	N/C
2-1/4" x 1-1/8" x 1/4" Radius	I4301R	\$34.00	N/C
Drive-in	I4201-5	\$34.00	N/C
<b>2-3/8" BACKSET</b>			
2-1/4" x 1" (Default)	I4302	\$34.00	N/C
2-1/4" x 1" x 1/4" Radius	I4302R	\$34.00	N/C
Drive-in	I4202-5	\$34.00	N/C



Bolt

Parts discount applies



# KM

## HEAVY DUTY SERIES DEADBOLT

### SPECIFICATIONS

#### FOR DOORS:

#### DOOR PREP:

#### BACKSET:

#### FRONT:

#### STRIKE:

#### DEADBOLT:

#### THUMBTURN:

#### HAND:

#### TRIM:

#### KEYS:

#### KEYWAYS:

#### INTERCHANGEABLE

#### CORE:

#### CYLINDER:

#### KEYING:

#### FINISHES:

#### CERTIFICATIONS,

#### LISTINGS,

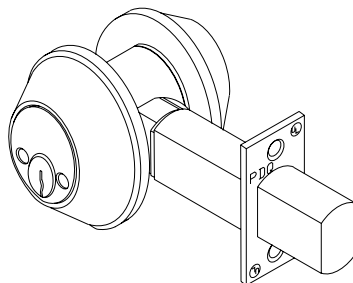
#### COMPLIANCES:

#### WARRANTY:

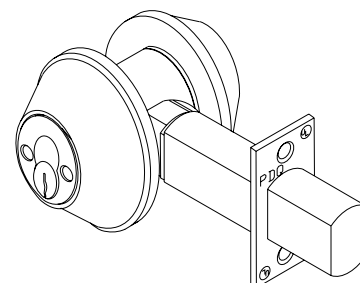


## LIST PRICE

Effective November 1, 2016



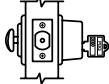
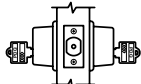

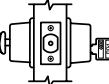
**KM SERIES**



**KM SERIES IC**

- 1-3/8" to 1-3/4" thick for Conventional Cylinder, 1-1/2" to 2" for SFIC
- 2-1/8" DIA
- 2-3/4" (Default - UL Listed)
- Option-2-3/4" - 2-3/8" adjustable with 2-1/4" x 1" faceplate available (Not UL Listed)
- 2-1/4" x 1-1/8" • Stainless Steel or Wrought Brass
- 2-3/4" x 1-1/8" • Stainless Steel or Wrought Brass
- 1" Throw
- Brass Bolt containing one 1/4" case-hardened Steel Roll Pin
- ADA Compliant
- Non-handed
- Stainless Steel or Wrought Brass Scalp
- Reinforced Zinc Diecast Rose
- Two (2) per Lock
- SCC standard (Schlage C Compatible)
- Also available in keyways of other manufacturers
- 6 or 7-pin
- Compatible with Best, Falcon and Arrow
- 6-pin Brass RIM Cylinder keyed to 5-pins
- Options: MK, CMK or GMK
- Zero Bitted (KO), Keyed Different (KD) or Keyed Alike (KA)
- Can be keyed into existing master key systems
- 605 (US3 ) - Bright Brass, 606 (US4) - Satin Brass, 613 (US10B) - Oil Rubbed Bronze, 626 (US26D) - Satin Chrome, 630 (US32D) - Satin Stainless Steel
- ANSI/UL 10C Listed, "Positive Pressure Fire Tests of Door Assemblies" for up to a including 3 hrs. Assemblies" for up to and including 3 hrs.
- Complies with ADA (Americans with Disabilities Act) and ICC/ANSI 117.1 for Accessible and Usable Buildings
- One (1) year Limited Warranty

## PDQ FUNCTIONS

FUNCTION	FUNCTION NUMBER	INSIDE   OUTSIDE	DESCRIPTION	ANSI NUMBER
Single Cylinder	KM116		<ul style="list-style-type: none"> <li>Lock or unlock by key from outside, by thumb turn from inside</li> </ul>	E1151
Double Cylinder	KM137		<ul style="list-style-type: none"> <li>Lock or unlock by key from both sides</li> </ul>	E1141
 Classroom	KM148		<ul style="list-style-type: none"> <li>Lock or unlock by key from outside</li> <li>Turnpiece inside retracts deadbolt, but will not project it</li> </ul>	E1171

## DEADBOLTS

ANSI NO.	PDQ FUNCTION	DESCRIPTION	605/606 613/626/630
E1151	116	<b>SINGLE CYLINDER</b>	
E1151	116 IC	Entrance	\$117.00
E1171	148	Classroom	\$138.00
E1171	148IC	Classroom	\$156.00
			\$176.00
E1141	137	<b>DOUBLE CYLINDER</b>	
E1141	137 IC	Store Door	\$156.00
		Store Door	\$176.00

### NOTES:

- Prices do not include IC Core

List prices shown include conventional RIM cylinder. For I-C, list prices do not include core.

## HOW TO ORDER

QUANTITY	SERIES	FUNCTION	FINISH	BACKSET	CYLINDER OR HOUSING	KEYWAY	KEYING
20	KM	116	630	234	D	SCC	KD

NOTE: Case quantity is 20 / Case weight varies

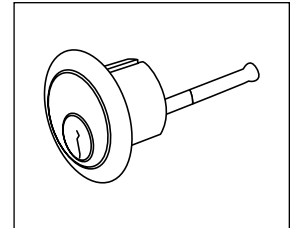
**D** — Default  
**L** — Less Cylinder  
**SF6** — SFIC w/Core, 6 Pin  
**SF7** — SFIC w/Core, 7 Pin  
**SF7L** — SFIC 7 Pin Housing, less core  
**SF6L** — SFIC 6 Pin Housing less core

### RIM CYLINDERS

PDQ KEYWAY	COMPATIBLE WITH	LIST PRICE 1-1/8"	SUBSTITUTION PRICE
ARA	Arrow / AR1	\$60.00	N/C
C059A1	Corbin / 59A1	\$60.00	N/C
C06	Corbin / 60	\$60.00	N/C
CL4	Corbin / L4	\$60.00	N/C
RUD	Russwin / D1	\$60.00	N/C
SCE	Schlage / E	\$60.00	N/C
SCC	Schlage / C	\$60.00	N/C
SCC-K	Schlage / C-K	\$60.00	N/C
SAL	Sargent / LA	\$60.00	N/C
RA-RC	Sargent / RA-RC	\$60.00	N/C
YA8	Yale / E1R	\$60.00	N/C
GA	Yale / GA	\$60.00	N/C
FAL	Falcon / E-R	\$60.00	N/C
TA	PDQ / TA (Restricted. Limited to Grandmaster systems w/4 masters)	\$62.00	\$3.00
NON	Less Cylinder	-	Deduct \$8/Cylinder
KEYING SYSTEMS		LIST PRICE	
Keyed Random		N/C	
0-Bitted with 2 blank keys (For quality control purposes, PDQ "0" bit cylinders are actually keyed to a 1 bit and a 1 bit key is sent to open cylinders.)		N/C	
Keyed Alike, 2 or less (KA2)		N/C	
Keyed Alike, 3-4 (KA3 or KA4)		\$3.00ea	
Keyed Alike, 5 or More (KA5)		\$8.00ea	
Master Keyed		\$16ea	
Construction Master Keyed		\$16ea	
Master Keyed to Existing Bitting:		\$16ea	
• Parts Discount Applies			
MASTER KEY SERVICES		LIST PRICE	
Number of Bitting			
1-100		\$110	
101-300		\$170	
301-1000		\$240	
1001- 2000		\$330	
2001- 5000		\$420	
Master Key Service is a custom master key system that is provided with the purchase of complete PDQ manufactured locks and locking devices. A master key service charge will be assessed for any order that includes only PDQ cylinders or cores for use on non-PDQ locks or locking devices.			
Bitting List for Factory Master Key Production		\$95.00	
VISUAL KEY CONTROL-MASTER KEYS		LIST PRICE	
Stamp/Engrave Symbol on Key (For example: AA1)		\$5.50	
Stamp/Engrave "DO NOT DUPLICATE" on Key		\$1.00	
Stamp/Engrave Bitting on Key		\$4.20	
Stamp/Engrave Symbol on Conventional Cylinder (For example: AA1)		\$5.50	
Stamp/Engrave Symbol on Interchangeable Core (For example: AA1)		\$5.50	
MASTER/CONTROL/CHANGE KEYS		LIST PRICE	
Extra Master/Change Key - Conventional Cylinders		\$9.80	
Large Bow Master/Change Key - SCC (Schlage C compatible)		\$12.60	
Large Bow Master/Change Key - SCE (Schlage E compatible)		\$12.60	
Extra Master/Operating Key - Small Format		\$10.80	
Extra Control Key - Small Format		\$11.20	

**NOTES:**

- Specify finish for Mortise  
Cylinders ordered separately



Rim Cylinder

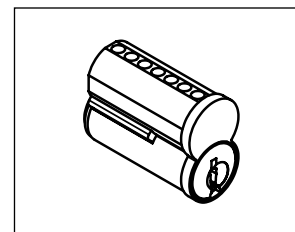
Parts discount applies

### CORES

DESCRIPTION	PDQ NO.	LIST PRICE	
		AS PART OF LOCK	ORDERED SEPARATELY
<b>UNCOMBINED</b>			
6 Pin Cores	I5206 + KEYWAY	\$42.40	\$53.00
7 Pin Cores	I5207 + KEYWAY	\$45.50	\$58.10
<b>COMBINED</b>			
6 Pin Cores	I5206-1 + KEYWAY	\$42.40	\$69.00
7 Pin Cores	I5207-1 + KEYWAY	\$45.50	\$74.00
<b>BEST® Compatible</b> A (DEFAULT), B, C, D, E, F, G, H, J, K, L, M, Q, WA, WB, WC, WG, WH, TB, TD, TE, & R			
<b>PDQ Exclusive</b> PDQ1, PDQ2			
<b>PDQ Exclusive and Restricted</b> PDQ3			
<b>SFIC CONSTRUCTION</b>			
Construction Core 6-pin only		\$29.00	\$36.00
Dummy Construction Core Plastic		\$4.90	\$4.90
Construction cores are invoiced at shipment and credited upon return.			
<b>HIGH SECURITY IC CORES</b>			
SEE HIGH SECURITY CYLINDERS AND CORES SECTION OF PRICE LIST.			

#### NOTES:

- Combinated cores include masterkeying in the list price
- Specify finish for IC Cores ordered separately
- Control keys must be ordered separately
- PDQ1, PDQ2, PDQ3 (Restricted)**, Best A2 & A4 Systems Available



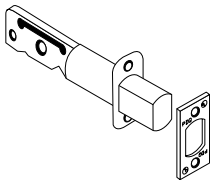
IC Core

Parts discount applies

## STRIKES

DESCRIPTION	FINISH N/A	605 (US3)	613 (US10B)	630 (US32D)	LIST PRICE	SUBSTITUTION PRICE
Deadbolt Strike 2-3/4" x 1-1/8"		I4702-5	I4702-6	I4702-1	\$16.00	N/C
Dust Box	I4587	—	—	—	\$8.00	—

Parts discount applies



## BOLTS

DESCRIPTION	FINISH N/A	605 (US3)	613 (US10B)	630 (US32D)	LIST PRICE	SUBSTITUTION PRICE
<b>2-3/8" BACKSET(UL)</b>						
2-1/4" x 1-1/8" (Default)		I04509-5	I04509-6	I04509-1	\$34.000	N/C
2-1/4" x 1-1/8" x 1/4" Radius		I04509-5R	I04509-6R	I04509-1R	\$34.000	Add \$1.00
Drive-in		I04509-5D	—	—	\$34.000	N/C
<b>2-3/4" BACKSET(UL)</b>						
2-1/4" x 1-1/8" (Default)		I04510-5	I04510-6	I04510-1	\$34.000	N/C
2-1/4" x 1-1/8" x 1/4" Radius		I04510-5R	I04510-6R	I04510-1R	\$34.000	Add \$1.00
Drive-in		I04510-5D	—	—	\$34.000	N/C
<b>2-3/4" - 2-3/8" ADJUSTABLE</b>						
2-1/4" x 1-1/8" (Default)		I04507-5	I04507-6	I04507-1	\$34.000	N/C
2-1/4" x 1-1/8" x 1/4" Radius		I04507-5R	I04507-6R	I04507-1R	\$34.000	Add \$1.00
1-1/8" Latch Front Filler Plate (Minimum of 100 pieces)	I099-100	—	—	—	\$0.85	—

Parts discount applies

THIS PAGE LEFT BLANK INTENTIONALLY

# KV

## COMMERCIAL SERIES DEADBOLT

### SPECIFICATIONS

#### FOR DOORS:

#### DOOR PREP:

#### BACKSET:

#### FRONT:

#### STRIKE:

#### DEADBOLT:

#### HAND:

#### TRIM:

#### KEYS:

#### KEYWAYS:

#### INTERCHANGEABLE

#### CORE:

#### CYLINDER:

#### KEYING:

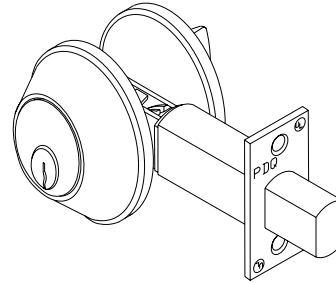
#### FINISHES:

#### WARRANTY:

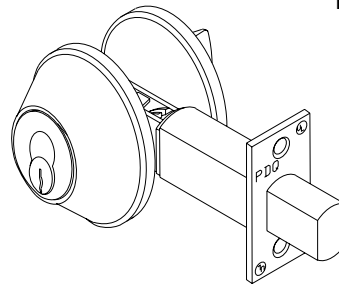


## LIST PRICE

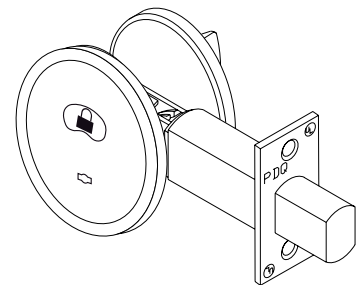
Effective November 1, 2016



**KV SERIES**



**KV SERIES IC**

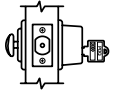




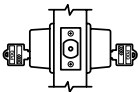


**KV SERIES INDICATOR**



- 1-3/8" to 1-3/4" thick for Conventional Cylinder, 1-1/2" to 2" for SFIC
- 2-1/8" DIA
- 2-3/4" (Factory Default) adjustable to 2-3/8"
- 2-1/4" x 1" • Stainless Steel or Wrought Brass
- 2-3/4" x 1-1/8" • Stainless Steel or Wrought Brass
- 1" Throw
- Brass Bolt containing one 1/4" case-hardened Steel Roll Pin
- Non-handed
- Stainless Steel or Wrought Brass Scalp
- Two (2) per Lock
- SCC standard (Schlage C Compatible)
- Also available in keyways of other manufacturers
- 6 or 7-pin
- Compatible with Best, Falcon and Arrow
- 6-pin Brass Insert Cylinder keyed to 5-pins
- Options: MK, CMK or GMK • Zero Bitted (KO), Keyed Different (KD) or Keyed Alike (KA)
- Can be keyed into existing master key systems
- 605 (US3) - Bright Brass, 606 (US4) - Satin Brass, 613 (US10B) - Oil Rubbed Bronze, 626 (US26D) - Satin Chrome or 630 (US32D) - Satin Stainless Steel
- One (1) year Limited Warranty

## PDQ FUNCTIONS

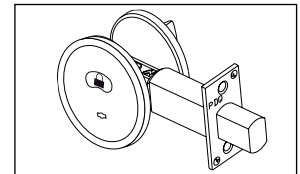
FUNCTION	FUNCTION NUMBER	INSIDE   OUTSIDE	DESCRIPTION	ANSI NUMBER
Single Cylinder	KV116		<ul style="list-style-type: none"> <li>Lock or unlock by key from outside, by thumb turn from inside</li> </ul>	E2152
Single Sided	KV125		<ul style="list-style-type: none"> <li>Deadbolt by inside thumb turn only</li> <li>Special door preparation required</li> <li>Surface mounted, 1-3/4" bore hole, one side</li> </ul>	E2192
Single Sided	KV125 BK		<ul style="list-style-type: none"> <li>Deadbolt by inside thumb turn only</li> <li>2-1/8" bore hole, one side</li> </ul>	E21112
Single Sided Indicator Deadbolt	KV125 IND		<ul style="list-style-type: none"> <li>No key outside</li> <li>Indicator outside</li> <li>ADA compliant thumbturn inside extends/retracts deadbolt </li> <li>Emergency key outside retracts deadbolt</li> </ul>	—
Double Cylinder	KV137		<ul style="list-style-type: none"> <li>Lock or unlock by key from both sides</li> </ul>	E2142

## DEADBOLTS

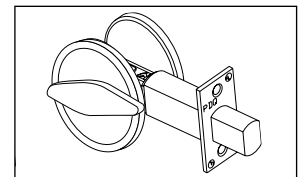
ANSI NO.	PDQ FUNCTION	DESCRIPTION	626	605/606/613/630
E2152	116	<b>SINGLE CYLINDER - Cylinder Outside / Thumbturn Inside</b>		
E2152	116 IC	Entrance	\$100.00	\$107.00
		Entrance	\$129.00	\$137.00
E2142	137	<b>DOUBLE CYLINDER</b>		
		Store Door	\$120.00	\$127.00
E2192	125	<b>NON-CYLINDER - Thumbturn Inside</b>		
E21112	125BK	Communicating	\$62.00	\$68.00
	125IND	Communicating	\$68.00	\$74.00
		Single Sided Indicator Deadbolt	\$93.00 (626 only)	\$103.00 (613 only)

## NOTES:

- Prices do not include IC Core
- 125 different prep
- 125BK different prep



Indicator Deadbolt - Outside



Indicator Deadbolt - Inside

List prices shown include conventional key in knob/lever cylinder. For I-C, list prices do not include core.

## HOW TO ORDER

QUANTITY	SERIES	FUNCTION	FINISH	BACKSET	CYLINDER OR HOUSING	KEYWAY	KEYING
20	KV	116	630	ADJ	D	SCC	KD

NOTE: Case quantity is 20 / Case weight is 26 lbs. Single Cylinder / Case weight is 35 lbs. Double Cylinder

**D** — Default  
**L** — Less Cylinder  
**SF6** — SFIC w/Core, 6 Pin  
**SF7** — SFIC w/Core, 7 Pin  
**SF7L** — SFIC 7 Pin Housing, less core  
**SF6L** — SFIC 6 Pin Housing less core

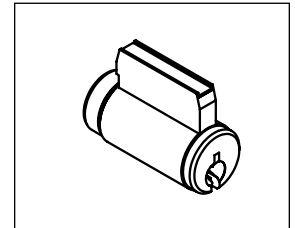


### KEY IN KNOB/LEVER CYLINDERS

PDQ KEYWAY	COMPATIBLE WITH	LIST PRICE 1-1/8"	SUBSTITUTION PRICE
ARA	Arrow / AR1	\$51.00	N/C
C059A1	Corbin / 59A1	\$51.00	N/C
C06	Corbin / 60	\$51.00	N/C
CL4	Corbin / L4	\$51.00	N/C
RUD	Russwin / D1	\$51.00	N/C
SCE	Schlage / E	\$51.00	N/C
SCC	Schlage / C	\$51.00	N/C
SCC-K	Schlage / C-K	\$51.00	N/C
SAL	Sargent / LA	\$51.00	N/C
RA-RC	Sargent / RA-RC	\$51.00	N/C
YA8	Yale / E1R	\$51.00	N/C
GA	Yale / GA	\$51.00	N/C
FAL	Falcon / E-R	\$51.00	N/C
TA	PDQ / TA (Restricted. Limited to Grandmaster systems w/4 masters)	\$53.00	\$3.00
NON	Less Cylinder	-	Deduct \$8/Cylinder
KEYING SYSTEMS		LIST PRICE	
Keyed Random		N/C	
0-Bitted with 2 blank keys (For quality control purposes, PDQ "0" bit cylinders are actually keyed to a 1 bit and a 1 bit key is sent to open cylinders.)		N/C	
Keyed Alike, 2 or less (KA2)		N/C	
Keyed Alike, 3-4 (KA3 or KA4)		\$3.00ea	
Keyed Alike, 5 or More (KA5)		\$8.00ea	
Master Keyed		\$16ea	
Construction Master Keyed		\$16ea	
Master Keyed to Existing Bitting:		\$16ea	
• Parts Discount Applies			
MASTER KEY SERVICES		LIST PRICE	
Number of Bitting			
1-100		\$110	
101-300		\$170	
301-1000		\$240	
1001- 2000		\$330	
2001- 5000		\$420	
Master Key Service is a custom master key system that is provided with the purchase of complete PDQ manufactured locks and locking devices. A master key service charge will be assessed for any order that includes only PDQ cylinders or cores for use on non-PDQ locks or locking devices.			
Bitting List for Factory Master Key Production		\$95.00	
VISUAL KEY CONTROL-MASTER KEYS		LIST PRICE	
Stamp/Engrave Symbol on Key (For example: AA1)		\$5.50	
Stamp/Engrave "DO NOT DUPLICATE" on Key		\$1.00	
Stamp/Engrave Bitting on Key		\$4.20	
Stamp/Engrave Symbol on Conventional Cylinder (For example: AA1)		\$5.50	
Stamp/Engrave Symbol on Interchangeable Core (For example: AA1)		\$5.50	
MASTER/CONTROL/CHANGE KEYS		LIST PRICE	
Extra Master/Change Key - Conventional Cylinders		\$9.80	
Large Bow Master/Change Key - SCC (Schlage C compatible)		\$12.60	
Large Bow Master/Change Key - SCE (Schlage E compatible)		\$12.60	
Extra Master/Operating Key - Small Format		\$10.80	
Extra Control Key - Small Format		\$11.20	

#### NOTES:

- Specify finish for Cylinders ordered separately



Key in Knob/Lever Cylinder

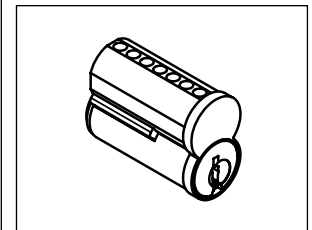
Parts discount applies

## CORES

DESCRIPTION	PDQ NO.	LIST PRICE	
		AS PART OF LOCK	ORDERED SEPARATELY
<b>UNCOMBINED</b>			
6 Pin Cores	I5206 + KEYWAY	\$42.40	\$53.00
7 Pin Cores	I5207 + KEYWAY	\$45.50	\$58.10
<b>COMBINED</b>			
6 Pin Cores	I5206-1 + KEYWAY	\$42.40	\$69.00
7 Pin Cores	I5207-1 + KEYWAY	\$45.50	\$74.00
<b>BEST® Compatible</b> A (DEFAULT), B, C, D, E, F, G, H, J, K, L, M, Q, WA, WB, WC, WG, WH, TB, TD, TE, & R			
<b>PDQ Exclusive</b> PDQ1, PDQ2			
<b>PDQ Exclusive and Restricted</b> PDQ3			
<b>SFIC CONSTRUCTION</b>			
Construction Core 6-pin only		\$29.00	\$36.00
Dummy Construction Core Plastic		\$4.90	\$9.50
Construction cores are invoiced at shipment and credited upon return.			
<b>HIGH SECURITY IC CORES</b>			
SEE HIGH SECURITY CYLINDERS AND CORES SECTION OF PRICE LIST. — <b>NOT AVAILABLE WITH LFIC</b>			

**NOTES:**

- Combined cores include masterkeying in the list price
- Specify finish for IC Cores ordered separately
- Control keys must be ordered separately
- **PDQ1, PDQ2, PDQ3 (Restricted)**, Best A2 & A4 Systems Available



IC Core

Parts discount applies

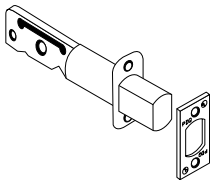
## STRIKES

DESCRIPTION	FINISH N/A	605 (US3)	613 (US10B)	630 (US32D)	LIST PRICE	SUBSTITUTION PRICE
Deadbolt Strike (any finish) 2-3/4" x 1-1/8"		I4702-5	I4702-6	I4702-1	\$16.00	N/C
Dust Box	I4587	—	—	—	\$8.00	—

Parts discount applies

## NOTES:

- Specify finish for Strikes & Bolts ordered separately



## BOLTS

DESCRIPTION	FINISH N/A	605 (US3)	613 (US10B)	630 (US32D)	LIST PRICE	SUBSTITUTION PRICE
<b>2-3/4" - 2-3/8" ADJUSTABLE</b>						
2-1/4" x 1-1/8" (Default)		I04507-5	I04507-6	I04507-1	\$34.00	N/C
2-1/4" x 1-1/8" x 1/4" Radius		I04507-5R	I04507-6R	I04507-1R	\$34.00	Add \$1.00
Drive-in		I04507-5D	—	—	\$34.00	N/C
1-1/8" Latch Front Filler Plate (Minimum of 100 pieces)	I099-100				\$0.85	—

Parts discount applies

THIS PAGE LEFT BLANK INTENTIONALLY

# HIGH SECURITY CYLINDERS & CORES

## LIST PRICE

Effective November 1, 2016

### CYLINDERS

DESCRIPTION	PDQ NO.	626	605	613
6 Pin Key in Knob/Lever Cylinder KD/KA	HSC125	\$66.00	\$79.50	—
Mortise/Rim Combo Cylinder 1-1/8" 6 Pin KD/KA	HSC020	\$90.00	\$107.50	\$111.00
Mortise Cylinder 1 1/4" 6 Pin KD/KA	HSC030	\$90.00	\$107.50	\$111.00
Mortise Cylinder 1 1/2" 6 Pin KD/KA	HSC050	\$120.00	—	—
UL 437 6 Pin Key in Knob/Lever Cylinder KD/KA	HSC425	\$81.00	\$104.00	—
UL 437 Mortise Rim Combo Cylinder 1-1/8" KD/KA	HSC320	\$105.00	\$132.00	\$135.50
UL 437 Mortise Cylinder 1-1/4" KD/KA	HSC330	\$105.00	\$132.00	\$135.50

Includes Keying Charges and 2 Cut Keys. NOTE: When ordering UL 437 Cylinders with PDQ Cylindrical or Mortise locks, the lock should be ordered Less Cylinder (LC) and a cylinder deduction applied. UL 437 and High Security Cylinders are priced at a parts discount.

Parts discount applies

#### NOTES:

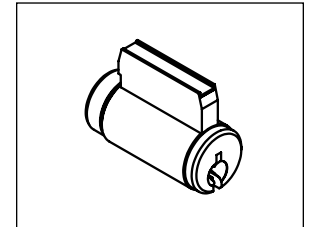
- Prices for LF IC Mortise & Rim Cylinder Housings do not include IC Core
- Specify finish when ordering IC Housing & Cores
- High Security Cylinders not available "0" bitted.
- Key blanks for High Security Cylinders not available.

### CORES

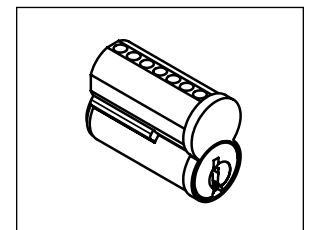
DESCRIPTION	PDQ NO.	626
SFIC Cylinder, 6 Pin	HSC806	\$90.00
SFIC Cylinder, 7 Pin	HSC807	\$97.50
LFIC Cylinder Schlage® compatible, 6 Pin	HSC906	\$131.25

Includes Keying Charges and 2 Cut Keys

Parts discount applies



Key in Knob/Lever Cylinder



IC Core



High Security Cylinder

### KEYING SYSTEMS

DESCRIPTION	PDQ NO.	626
Cut Key, 6 pin	HSC065	\$12.00
SFIC Cut Key, IC 7 pin	HSC874	\$12.00
LFIC Control Cut Key, IC 6 pin	HSC965	\$12.00
Master Keying Charge		\$11.80
Key Marking Charge		\$4.80
Cylinder Marking Charge		\$4.80

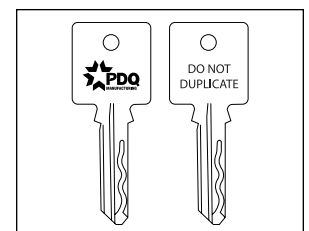
Additional keys for high security cylinders must be cut to order

Parts discount applies

### HIGH SECURITY CAMS

DESCRIPTION	PDQ NO.	626
Adams Rite Type Cam	HSCCAM1	\$12.00
Yale Type Cam	HSCCAM2	\$12.00
Yale Narrow Type Cam	HSCCAM2A	\$12.00
Russwin Type Cam	HSCCAM3	\$12.00
Falcon Type Cam	HSCCAM4	\$12.00
Schlage Type Cam	HSCCAM7	\$12.00
Sargent Offset Type Cam	HSCCAM8	\$12.00
PDQ Cam	HSCCAM3	\$12.00

Parts discount applies



Key Blank



# CYLINDERS AND KEYING SYSTEMS

## LIST PRICE

Effective November 1, 2016

### CONVENTIONAL KEY IN KNOB/LEVER CYLINDERS



KEYWAY	PDQ DESIGNATOR	LIST PRICE	606	626
<b>PDQ TA (Restricted)</b>	<b>TA</b>	\$53	V90504-844	V90504-744
Arrow AR1	AR1	\$51	V90504-830	V90504-730
Corbin 59A1	C059A1	\$51	V90504-829	V90504-729
Corbin 60	C06	\$51	V90504-819	V90504-719
Corbin L4	CL4	\$51	V90504-822	V90504-722
Falcon E-R	FAL	\$51	V90504-833	V90504-733
Kwikset	KW	\$51	V90504-850	V90504-750
Russwin 981	RUD981	\$51	V90504-821	V90504-721
Russwin D1	RUD	\$51	V90504-820	V90504-720
Sargent LA	SAL	\$51	V90504-805	V90504-705
Sargent RA-RC	RA-RC	\$51	V90504-806	V90504-706
Schlage C (Default)	SCC (Default)	\$51	V4802-8	V4802-7
Schlage C-K	SCC-K	\$51	V90504-818	V90504-718
Schlage E	SCE	\$51	V90504-817	V90504-717
Yale E1R	YA8	\$51	V90504-831	V90504-731
Yale GA	GA	\$51	V90504-835	V90504-735

#### NOTES:

- Specify finish for cylinders
- Specify KD, KA4, or 1 bitted
- 6 pin cylinder keyed for 5 pin
- Specify lock series.  
Example: GT, SD, etc.

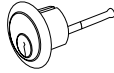
Parts discount applies

# CYLINDERS AND KEYING SYSTEMS

## LIST PRICE

Effective November 1, 2016

### RIM CYLINDERS



KEYWAY	PDQ DESIGNATOR	LIST PRICE	605	606	612	613	625	626
<b>PDQ TA (Restricted)</b>	<b>TA</b>	\$62	I01705-6044	I01708-6044	I01703-6044	I01706-6044	I01702-6044	I01707-6044
Arrow AR1	AR1	\$62	I01705-6030	I01708-6030	I01703-6030	I01706-6030	I01702-6030	I01707-6030
Corbin 59A1	C059A1	\$62	I01705-6029	I01708-6029	I01703-6029	I01706-6029	I01702-6029	I01707-6029
Corbin 60	C06	\$62	I01705-6019	I01708-6019	I01703-6019	I01706-6019	I01702-6019	I01707-6019
Corbin L4	CL4	\$62	I01705-6022	I01708-6022	I01703-6022	I01706-6022	I01702-6022	I01707-6022
Falcon E-R	FAL	\$62	I01705-6033	I01708-6033	I01703-6033	I01706-6033	I01702-6033	I01707-6033
Kwikset	KW	\$62	I01705-6050	I01708-6050	I01703-6050	I01706-6050	I01702-6050	I01707-6050
Russwin 981	RUD981	\$62	I01705-6021	I01708-6021	I01703-6021	I01706-6021	I01702-6021	I01707-6021
Russwin D1	RUD	\$62	I01705-6020	I01708-6020	I01703-6020	I01706-6020	I01702-6020	I01707-6020
Sargent LA	SAL	\$62	I01705-605	I01708-605	I01703-605	I01706-605	I01702-605	I01707-605
Sargent RA-RC	RA-RC	\$62	I01705-606	I01708-606	I01703-606	I01706-606	I01702-606	I01707-606
Schlage C (Default)	SCC (Default)	\$62	I01705-6016	I01708-6016	I01703-6016	I01706-6016	I01702-6016	I01707-6016
Schlage C-K	SCC-K	\$62	I01705-6018	I01708-6018	I01703-6018	I01706-6018	I01702-6018	I01707-6018
Schlage E	SCE	\$62	I01705-6018	I01708-6017	I01703-6017	I01706-6017	I01702-6017	I01707-6017
Yale E1R	YA8	\$62	I01705-6031	I01708-6031	I01703-6031	I01706-6031	I01702-6031	I01707-6031
Yale GA	GA	\$62	I01705-6035	I01708-6035	I01703-6035	I01706-6035	I01702-6035	I01707-6035
-----	Dummy	\$51	I01705-60D	I01708-60D	I01703-60D	I01706-60D	I01702-60D	I01707-60D

Parts discount applies

# CYLINDERS AND KEYING SYSTEMS

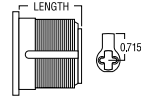
**LIST PRICE**

Effective November 1, 2016

## MORTISE CYLINDERS



LENGTH INCLUDES CAM



KEYWAY	PDQ KEYWAY DESIGNATOR	LIST PRICE	CYLINDER LENGTH	605	606	612	613	625	626	630
Arrow AR1	AR1	\$57	15/16"	I01605-7030	I01608-7030	I01603-7030	I01606-7030	I01602-7030	I01601-7030	—
			1-1/8"	I01605-7130	I01608-7130	I01603-7130	I01606-7130	I01602-7130	I01601-7130	—
			1-1/4"	I01605-7230	I01608-7230	I01603-7230	I01606-7230	I01602-7230	I01601-7230	—
Corbin 59A1	C59A1	\$57	15/16"	I01605-7029	I01608-7029	I01603-7029	I01606-7029	I01602-7029	I01601-7029	—
			1-1/8"	I01605-7129	I01608-7129	I01603-7129	I01606-7129	I01602-7129	I01601-7129	—
			1-1/4"	I01605-7229	I01608-7229	I01603-7229	I01606-7229	I01602-7229	I01601-7229	—
Corbin 60	C06	\$57	15/16"	I01605-7019	I01608-7019	I01603-7019	I01606-7019	I01602-7019	I01601-7019	—
			1-1/8"	I01605-7119	I01608-7119	I01603-7119	I01606-7119	I01602-7119	I01601-7119	—
			1-1/4"	I01605-7219	I01608-7219	I01603-7219	I01606-7219	I01602-7219	I01601-7219	—
Corbin L4	CL4	\$57	15/16"	I01605-7022	I01608-7022	I01603-7022	I01606-7022	I01602-7022	I01601-7022	—
			1-1/8"	I01605-7122	I01608-7122	I01603-7122	I01606-7122	I01602-7122	I01601-7122	—
			1-1/4"	I01605-7222	I01608-7222	I01603-7222	I01606-7222	I01602-7222	I01601-7222	—
Russwin D1	RUD	\$57	15/16"	I01605-7020	I01608-7020	I01603-7020	I01606-7020	I01602-7020	I01601-7020	—
			1-1/8"	I01605-7120	I01608-7120	I01603-7120	I01606-7120	I01602-7120	I01601-7120	—
			1-1/4"	I01605-7220	I01608-7220	I01603-7220	I01606-7220	I01602-7220	I01601-7220	—
Russwin 981	RUD981	\$57	15/16"	I01605-7021	I01608-7021	I01603-7021	I01606-7021	I01602-7021	I01601-7021	—
			1-1/8"	I01605-7121	I01608-7121	I01603-7121	I01606-7121	I01602-7121	I01601-7121	—
			1-1/4"	I01605-7221	I01608-7221	I01603-7221	I01606-7221	I01602-7221	I01601-7221	—
Schlage E	SCE	\$57	15/16"	I01605-7017	I01608-7017	I01603-7017	I01606-7017	I01602-7017	I01601-7017	—
			1-1/8"	I01605-7117	I01608-7117	I01603-7117	I01606-7117	I01602-7117	I01601-7117	—
			1-1/4"	I01605-7217	I01608-7217	I01603-7217	I01606-7217	I01602-7217	I01601-7217	—
Schlage C	SCC	\$57	15/16"	I01605-7016	I01608-7016	I01603-7016	I01606-7016	I01602-7016	I01601-7016	—
			1-1/8"	I01605-7116	I01608-7116	I01603-7116	I01606-7116	I01602-7116	I01601-7116	—
			1-1/4"	I01605-7216	I01608-7216	I01603-7216	I01606-7216	I01602-7216	I01601-7216	—
			1-1/2"	I01605-7316	I01608-7316	I01603-7316	I01606-7316	I01602-7316	I01601-7316	—
Schlage C-K	SCC-K	\$57	15/16"	I01605-7018	I01608-7018	I01603-7018	I01606-7018	I01602-7018	I01601-7018	—
			1-1/8"	I01605-7118	I01608-7118	I01603-7118	I01606-7118	I01602-7118	I01601-7118	—
			1-1/4"	—	I01608-7218	I01603-7218	I01606-7218	I01602-7218	I01601-7218	—
Sargent LA	SAL	\$57	15/16"	I01605-705	I01608-705	I01603-705	I01606-705	I01602-705	I01601-705	—
			1-1/8"	I01605-715	I01608-715	I01603-715	I01606-715	I01602-715	I01601-715	—
			1-1/4"	I01605-725	I01608-725	I01603-725	I01606-725	I01602-725	I01601-725	—
Sargent RA-RC	RA-RC	\$57	15/16"	I01605-706	I01608-706	I01603-706	I01606-706	I01602-706	I01601-706	—
			1-1/8"	I01605-716	I01608-716	I01603-716	I01606-716	I01602-716	I01601-716	—
			1-1/4"	I01605-726	I01608-726	I01603-726	I01606-726	I01602-726	I01601-726	—
Yale E1R	YA8	\$57	15/16"	I01605-7031	I01608-7031	I01603-7031	I01606-7031	I01602-7031	I01601-7031	—
			1-1/8"	I01605-7131	I01608-7131	I01603-7131	I01606-7131	I01602-7131	I01601-7131	—
			1-1/4"	I01605-7231	I01608-7231	I01603-7231	I01606-7231	I01602-7231	I01601-7231	—
Yale GA	GA	\$57	15/16"	I01605-7035	I01608-7035	I01603-7035	I01606-7035	I01602-7035	I01601-7035	—
			1-1/8"	I01605-7135	I01608-7135	I01603-7135	I01606-7135	I01602-7135	I01601-7135	—
			1-1/4"	I01605-7235	I01608-7235	I01603-7235	I01606-7235	I01602-7235	I01601-7235	—
Falcon E-R	FAL	\$57	15/16"	I01605-7033	I01608-7033	I01603-7033	I01606-7033	I01602-7033	I01601-7033	—
			1-1/8"	I01605-7133	I01608-7133	I01603-7133	I01606-7133	I01602-7133	I01601-7133	—
			1-1/4"	I01605-7233	I01608-7233	I01603-7233	I01606-7233	I01602-7233	I01601-7233	—
Kwikset	KW	\$57	15/16"	I01605-7050	I01608-7050	I01603-7050	I01606-7050	I01602-7050	I01601-7050	—
			1-1/8"	I01605-7150	I01608-7150	I01603-7151	I01606-7150	I01602-7150	I01601-7150	—
			1-1/4"	I01605-7250	I01608-7250	I01603-7250	I01606-7250	I01602-7250	I01601-7250	—
PDQ TA (Restricted. Limited to Grandmaster systems w/4 masters)	TA	\$66	15/16"	I01605-7044	I01608-7044	I01603-7044	I01606-7044	I01602-7044	I01601-7044	—
			1-1/8"	I01605-7144	I01608-7144	I01603-7144	I01606-7144	I01602-7144	I01601-7144	—
			1-1/4"	I01605-7244	I01608-7244	I01603-7244	I01606-7244	I01602-7244	I01601-7244	—
—	Dummy	\$51	1"	I01605-70D	I01608-70D	I01603-70D	I01606-70D	I01602-70D	I01601-70D	—
			1-1/8"	I01605-71D	I01608-71D	I01603-71D	I01606-71D	I01602-71D	I01601-71D	—
			1-1/4"	I01605-72D	I01608-72D	I01603-72D	I01606-72D	I01602-72D	I01601-72D	—
—	T-Turn	\$53	15/16"	—	—	—	—	—	—	—
			1-1/8"	I12605	I12608	I12603	I12606	I12602	I12607	—
			1-1/4"	I22605	I22608	I22603	I22606	I22602	I22607	—
—	T-Turn, Right Hand, Function MJ134 RH	\$70	1-1/4"	—	—	—	—	—	—	MJ522-01
—	T-Turn, Left Hand Function MJ134 LH	\$70	1-1/4"	—	—	—	—	—	—	MJ523-01

Parts discount applies



# INTERCHANGEABLE CORES AND HOUSINGS

**LIST PRICE**

Effective November 1, 2016

## INTERCHANGEABLE CORES



CORE TYPE	KEYWAY	PDQ KEYWAY DESIGNATOR	LIST PRICE		PINS	606	626
			INCLUDED WITH LOCK	ORDERED SEPARATELY			
Small Format (SFIC) BEST Compatible	UNCOMBINED						
	Best A (Default), B, C, D, E, F, G, H, J, K, L, M, Q, R, WA, WB, WG, WH, TB, TD, TE, R	A (Default), B, C, D, E, F, G, H, J, K, L, M, Q, R, WA, WB, WG, WH, TB, TD, TE, R	\$42.50	\$53.00	6	I5206 - 8 - Specify Keyway	I5206 - 7 - Specify Keyway
			\$45.50	\$58.10	7	I5207 - 8 - Specify Keyway	I5207 - 7 - Specify Keyway
	COMBINED						
	Best A (Default), B, C, D, E, F, G, H, J, K, L, M, Q, R, WA, WB, WG, WH, TB, TD, TE, R	A (Default), B, C, D, E, F, G, H, J, K, L, M, Q, R, WA, WB, WG, WH, TB, TD, TE, R	\$42.50	\$69.00	6	I5206 - 8-1- Specify Keyway	I5206 - 7-1- Specify Keyway
			\$45.50	\$74.00	7	I5207 - 8-1- Specify Keyway	I5207 - 7-1- Specify Keyway
	PDQ Exclusive	PDQ 1	\$42.50	\$69.00	6	I5206 - 8 - 41	I5206 - 7 - 41
			\$45.50	\$74.00	7	I5207 - 8 - 41	I5207 - 7 - 41
		PDQ 2	\$42.50	\$69.00	6	I5206 - 8 - 42	I5206 - 7 - 42
			\$45.50	\$74.00	7	I5207 - 8 - 42	I5207 - 7 - 42
	PDQ Exclusive and Restricted	PDQ 3	\$42.50	\$69.00	6	I5206 - 8 - 43	I5206 - 7 - 43
			\$45.50	\$74.00	7	I5207 - 8 - 43	I5207 - 7 - 43
Large Format (LFIC) Schlage Compatible	UNCOMBINED						
	Schlage C (Default)	SCC (Default)	\$52.00	\$76.00	6	I5206-8-16	I5206-7-16
	COMBINED						
	Schlage C (Default)	SCC (Default)	\$52.00	\$76.00	6	I5206-8-116	I5206-7-116
	PDQ Restricted	TA	\$52.00	\$76.00	—	See High Security Section	
Construction Cores¹	Small Format² (BEST Compatible)	—	\$29.00	\$36.00	6 only	I5206	I5206
	Dummy, Plastic	—	\$4.50	\$4.50	—	I13520	I13520
	Large Format (Schlage Compatible)	—	\$48.00	\$36.00	—	I5206LFIC	I5206LFIC
	I-C Tailpiece and Spacer	—	—	\$7.60	—	VP92905	VP92905

Notes 1: No finish designation required.

2: Available in "L" keyway only.

Parts discount applies

## HOUSINGS



DESCRIPTION	PDQ NO.	LIST PRICE
SFIC Mortise Cylinder Housing 6-pin 1-1/4", BEST® compatible	I5306-(specify finish)	\$58.00
SFIC Mortise Cylinder Housing 7-pin 1-3/8", BEST® compatible	I5307-(specify finish)	\$60.00
SFIC Mortise Cylinder Housing (for both 6-pin/7-pin cores), 1-1/2", BEST® compatible	I5317-(specify finish)	\$58.00
SFIC Mortise Cylinder Tapered 6-pin 1/2", BEST® compatible	I53013-067 (specify US3 or 26D)	\$60.00
SFIC Mortise Cylinder Tapered 7-pin 1/2", BEST® compatible	I53013-077 (specify US10B or 26D)	\$60.00
SFIC Rim Cylinder Housing (for both 6-pin/7-pin cores)	I5308-(specify finish)	\$59.00
LFIC Mortise Housing, Schlage® compatible	I5304-(specify finish)	\$58.00
LFIC Rim Housing, Schlage® compatible	I5303-(specify finish)	\$58.00

Parts discount applies



CAM LAYOUT	DESCRIPTION	WHERE USED	LIST PRICE	CONVENTIONAL MORTISE CYLINDER	SMALL FORMAT HOUSING	LARGE FORMAT HOUSING
	Adams Rite AR Cam	KT Series Deadbolts	\$7.20	I127-4205	I54011	I54211
	PDQ MR Cam	MR Series Mortise Locks	\$7.20	I127-4201	I54061	I54261
	Straight Cam	6 EW Series Wide Stile Escutcheon Exit Device Trim	\$7.20	I127-4202	I54031	I54231
	Schlage Cloverleaf Cam		\$7.20	I127-4209	I54051	I54221
	Sargent Std Cam		\$7.20	I127-4204	I54041	N/A
	Lockwood		\$7.20	I127-4203	I54021	N/A

Parts discount applies

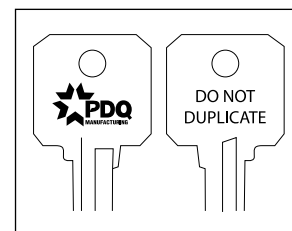
# KEYING SYSTEMS

## LIST PRICE

Effective November 1, 2016

KEYING SYSTEMS	LIST PRICE
Keyed Random	N/C
0-Bitted with 2 blank keys (For quality control purposes, PDQ "0" bit cylinders are actually keyed to a 1 bit and a 1 bit key is sent to open cylinders.)	N/C
Keyed Alike, 2 or less (KA2)	N/C
Keyed Alike, 3-4 (KA3 or KA4)	\$3.00ea
Keyed Alike, 5 or More (KA5)	\$8.00ea
Master Keyed	\$16ea
Construction Master Keyed	\$16ea
Master Keyed to Existing Bittings:	\$16ea
• Parts Discount Applies	
MASTER KEY SERVICES	LIST PRICE
Number of Bittings	
1-100	\$110
101-300	\$170
301-1000	\$240
1001- 2000	\$330
2001- 5000	\$420
Master Key Service is a custom master key system that is provided with the purchase of complete PDQ manufactured locks and locking devices. A master key service charge will be assessed for any order that includes only PDQ cylinders or cores for use on non-PDQ locks or locking devices.	
Bitting List for Factory Master Key Production	\$95.00

Parts discount applies



Visual Key Control

VISUAL KEY CONTROL-MASTER KEYS	LIST PRICE
Stamp/Engrave Symbol on Key (For example: AA1)	\$5.50
Stamp/Engrave "DO NOT DUPLICATE" on Key	\$1.00
Stamp/Engrave Bitting on Key	\$4.20
Stamp/Engrave Symbol on Conventional Cylinder (For example: AA1)	\$5.50
Stamp/Engrave Symbol on Interchangeable Core (For example: AA1)	\$5.50
MASTER/CONTROL/CHANGE KEYS	LIST PRICE
Extra Master/Change Key - Conventional Cylinders	\$9.80
Large Bow Master/Change Key - SCC (Schlage C compatible)	\$12.60
Large Bow Master/Change Key - SCE (Schlage E compatible)	\$12.60
Extra Master/Operating Key - Small Format	\$10.80
Extra Control Key - Small Format	\$11.20


Parts discount applies

## KEY BLANKS (50 PIECE MINIMUM ORDER)

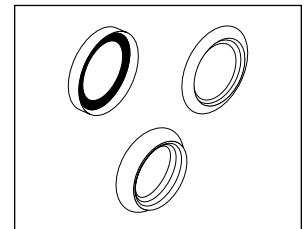
PDQ KEYWAY	COMPATIBLE WITH	PRICE EACH	
		5-pin	6-pin
ARA	Arrow / AR1	\$2.00	\$2.30
C059A1	Corbin 59A1	\$2.00	\$2.30
C06	Corbin / 60	\$2.00	\$2.30
CL4	Corbin / L4	\$2.00	\$2.30
RUD	Russwin / D1	\$2.00	\$2.30
SCC	Schlage / C	\$2.00	\$2.30
SCE	Schlage / E	\$2.00	\$2.30
SAL	Sargent / LA	\$2.00	\$2.30
SAS	Sargent / SAS	\$2.00	\$2.30
RA-RC	Sargent / RA-RC	\$2.00	\$2.30
YA8	Yale / E11	\$2.00	\$2.30
GA	Yale / GA	\$2.00	\$2.30
FAL	Falcon / E-R	\$2.00	\$2.30
KW	Kwikset / KW	\$2.00	\$2.30
Segal	Segal	\$1.00	\$1.70
TA	PDQ / TA (Restricted. Limited to Grandmaster systems w/4 masters)		
Large Bow Key	SCC	\$1.35	\$1.70
Large Bow Key	SCE	\$2.80	\$3.00
		\$2.80	\$3.00
INTERCHANGEABLE CORE KEY BLANKS		PRICE EACH	
Best Keyways: A, B, C, D, E, F, G, H, J, K, L, M, Q, WA, WB, WC, WD, WG, WH, TB, TD, TE, R, DD		\$2.60	
IC Keyblank Stamped "U.S. Govt". Min order qty: 50ea		\$3.40	

### NOTES:

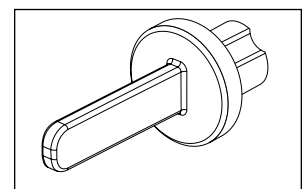
- Specify finish when ordering miscellaneous parts
- Kwikset cylinder available in 5 pin only



6 Pin Key Blank / 5 Pin Key Blank



Collars



LFIC & SFIC Tailpieces

## MISCELLANEOUS PARTS

DESCRIPTION	PDQ NO.	LIST PRICE
1-1/4" x 4-7/8" ANSI Dust Box (Specified with Lock)	Y025-SBX	\$6.20
1-1/4" x 4-7/8" ANSI Dust Box	Y025-SBX	\$6.20
T-Strike Dust Box (Specified with Lock)	I0251	\$2.00
T-Strike Dust Box	I0251	\$3.80
FL-Strike Dust Box (Specified with Lock)	I0251R	\$2.00
FL-Strike Dust Box	I0251R	\$3.80
1-1/8" x 2-3/4" Deadbolt Dust Box	I4701	\$3.80
IC Tailpiece assembly includes tailpiece and spacer	VP92905	\$7.60
GP Screwpack (any finish) / GT Screwpack (any finish)	V91910 / VA10030	\$6.00
1-1/8" Latch Front Filler Plate (Minimum of 100 pieces)	I099-100	\$1.00
COLLARS AND BLOCKING RINGS		
Rim Cylinder Ring	I5502	\$3.00
Mortise Cylinder Ring Step 5/32"	I5501	\$3.00
Blocking Ring 1/8"	I55121	\$3.00
Blocking Ring 5/32"	I034	\$3.00
Blocking Ring 1/4"	I55012	\$3.00

\*Works with both GP and GT, SX. SA and SD latches. (Grade 1 latches requires removal of breakaway center)

Parts discount applies

ARCHITECTURAL STYLE  
**7100**  
HEAVY DUTY  
FULL FEATURED  
COMMERCIAL  
**SERIES**  
DOOR CONTROL

## SPECIFICATIONS

HANDING:  
OPERATION:  
BODY:  
ARMS:  
ARM OPTIONS:

PISTON:  
ADJUSTMENT:

ADJUSTMENT VALVES:  
FACTORY DEFAULT  
SPRING SETTING:  
SIZE:

MOUNTING:

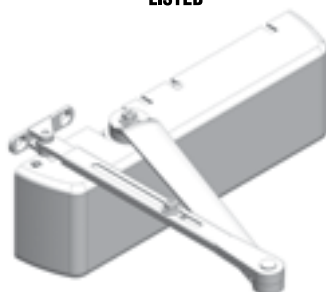
COVER:

FINISHES:

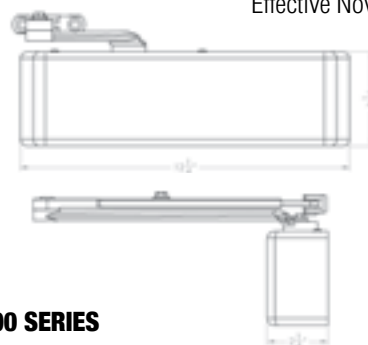
FINISHES – SPRING  
CUSHION STOPS:  
CERTIFICATIONS  
LISTINGS

COMPLIANCES:

WARRANTY:



**7100 SERIES**



The PDQ 7100 Series is a heavy duty, fully featured architectural style door control. A high strength cast iron body and forged steel arm assembly provides maximum durability and reliability in the most brutal environments. Recommended applications include high frequency abusive installations such as schools, universities, military bases and the most demanding commercial buildings. The backcheck positioning valve feature provides a consistent backcheck snubbing range for regular, top jamb and parallel arm applications, preventing costly damage during forceful opening of the door. The 7100 Series has a fully adjustable spring range that can be set to meet barrier free requirements. The 7100 Series is the right choice when you need strong, reliable door control unit.

- Non-handed
- Rack and pinion design
- High Strength Cast Iron
- Forged steel main arm
- Flat style arm assembly
- Hold open arm
- Track/Track Hold Open
- DS/DSHO heavy duty parallel stop arm
- Spring Cushion Stop for DS/DSHO
- EDA (Extra Duty PA Arm).
- Hardened steel, 1-1/2" diameter
- Adjustable controlled closing
- Separate hydraulic backcheck standard
- Backcheck positioning valve standard
- Separate sweep, latch, backcheck intensity and backcheck positioning valves
- Optional delayed action (in addition to backcheck)
- All Adjustment Valves are STAKED.
- Size 3
- Adjustable BF through 6
- Mounting hole pattern retrofits LCN® 4040
- Tri-packed for regular, top jamb and parallel arm installations
- Includes fasteners for hollow metal, wood or aluminum doors and frames
- Sex nuts and bolts standard
- Self drilling self tapping screws available
- Full plastic cover standard (non-handed), optional full metal cover available (handed)
- 605 (US3) – Polished Brass, 625 (US26) – Polished Chrome, 689 (US28) – Aluminum, 695 (N/A) – Duro Bronze, 696 (US4) – Gold
- 605 (US3) – Bright Brass (PVD), 613 (US10B) – Oil Rubbed Bronze (PVD), 630 (US32D) – Satin Stainless Steel
- Note: PVD (Physical Vapor Deposition) coated finishes offer outstanding resistance to wear, durability and corrosion.
- UL228 listed
- ANSI/UL 10C listed for labeled swinging fire doors rated for up to and including 3 hours
- Certified to ANSI/BHMA A156.4-2006 Grade 1
- Complies with ADA (Americans with Disabilities Act) and ICC/ANSI 117.1 for Accessible and Usable Buildings
- Meets requirements of the Buy American Act
- Twenty-five (25) year limited warranty



## SPRING CUSHION STOPS



630 SATIN STAINLESS STEEL




613 OIL RUBBED BRONZE



605 BRIGHT BRASS

PDQ's SCS Series Spring Cushion Stop helps reduce wear and tear on the opening. As the door begins moving through backcheck to its maximum opening angle, the stop acts as a shock absorber, dampening the impact forces.



NOTE: PLUNGER SHOWN IN RED TO ENHANCE THE CUSHIONING FEATURE.



STOP SHOWN BEFORE DOOR IS FULLY OPENED



STOP SHOWN WHEN DOOR IS FULLY OPENED





# 7100 SERIES

## LIST PRICE

Effective November 1, 2016

## HOW TO ORDER

7100 SERIES  
DOOR CLOSER



SERIES	SIZE	OPTIONS	ACCESSORIES			
Closer Series	Adjustable Size  BF-6	 DS – Door Saver Arm DSHO – Door Saver Hold Open Arm <sup>3</sup> EDA – Extra Duty Arm <sup>2</sup> EDA HO – Extra Duty Arm Hold Open <sup>2,3</sup> HO – Hold Open, Tri-Pack <sup>3</sup> PA – Tri-Pack (standard) SCS – Spring Cushion Stop SCSHO – Spring Cushion Stop Hold open TA – Track Arm <sup>3</sup> TAHO – Track Arm Hold Open <sup>3</sup>	Blank – SNB & Full Plastic Cover (Standard) BP – Back Plate BPTJ – Top Jamb Back Plate BS – Blade Stop Spacer DBPA - Parallel Arm Drop Bracket DPTJ – Top Jamb Drop Plate DPPA – Parallel Arm Drop Plate FCM – Full Metal Cover specify hand NFB – Narrow Frame Bracket SDST – Self Drilling Self Tapping Screws			
<b>71</b>	<b>0</b>	<b>1</b>	<b>BC</b>	<b>PA</b>	<b>689</b>	<b>BP</b>
0 – Non -Delayed Action 4 – Delayed Action (In Addition To Backcheck)		BC – Adjustable Hydraulic Backcheck (Standard) Backcheck Positioning (Standard)		605 – Polished Brass 625 – Polished Chrome 689 – Aluminum 695 – Duro Bronze 696 – Gold		
<b>DELAYED ACTION</b>		<b>BACKCHECK</b>		<b>FINISH</b>		

### NOTE:

- 1 - Case quantity is 4 / Case weight is 50 lbs.
- 2 - Requires separate limiting stop by others.
- 3 - Not appropriate for use on fire labeled doors

## SIZE SELECTOR PARALLEL ARM

## SIZE SELECTOR REGULAR/TOP JAMB

APPLICATION	CLOSER SIZE	INTERIOR	EXTERIOR
Regular / Top Jamb	 BF	5 lbf (36" door)	NA
	1	32"	28"
	2	36"	32"
	3	42"	36"
	4	48"	42"
	5	54"	48"
	6	58"	54"
Parallel Arm	 BF	5 lbf (36" door)	NA
	1	28"	NA
	2	32"	28"
	3	36"	32"
	4	42"	36"
	5	48"	42"
	6	54"	48"

Note: 7100 Series Closers can be adjusted to meet ADA barrier free applications. Strict compliance with ADA barrier free requirements may result with door not fully closing and latching. Check with local AHJ. Closer sizes may vary due to site conditions.

## CROSS REFERENCE

MANUFACTURER	PDQ	CAL ROYAL	CORBIN/RUSSWIN®	DORMA	HAGER	LCN®	NORTON®	SARGENT®	YALE®
SERIES	7100	CR441	DC8000	8900	5100	4040	7500	281	5800/4400
MOUNTING HOLE PAT- TERN RETRO-FIT	YES	YES	NO	NO	YES	YES	NO	NO	NO

Information on this sheet is compiled from public documents and third parties. As a result, PDQ makes no guarantees as to their accuracy, content, quality or availability. Comparisons were made using the technical features only and are not commercial comparisons. Final suitability should be determined by a professional hardware consultant.

## CLOSERS

PART	DESCRIPTION	LIST PRICE	
		PAINTED 689 695 696	PLATED 605 625
7101 BC PA	Closer, BF-6, full cover, SNB (Tri-pack)	\$418	\$610
7101 BC PA HO	Closer, BF-6, hold open, full cover, SNB (Tri-pack)	\$556	\$812
7101 BC DS	Closer, BF-6, door saver, full cover, SNB (PA Only)	\$578	\$839
7101 BC DSHO	Closer, BF-6, door saver hold open, full cover, SNB (PA Only)	\$590	\$851
7101 BC EDA	Closer, BF-6, extra duty arm, full cover, SNB (PA Only)	\$578	\$839
7101 BC EDA HO	Closer, BF-6, extra duty arm hold open, full cover, SNB (PA Only)	\$590	\$851
7101 BC SCS**	Closer, BF-6, door saver w/spring cushion stop, full cover, SNB (PA Only)	\$718	\$854
7101 BC SCSHO**	Closer, BF-6, door saver hold open w/spring cushion stop, full cover, SNB (PA Only)	\$759	\$978
7101 BC TA*	Closer, BF-6, track arm, full cover, SNB (for body only)	\$540	\$768
7101 BC TA HO*	Closer, BF-6, track arm hold open, full cover, SNB (for body only)	\$546	\$792
7141 BC PA	Closer, BF-6, full cover, SNB, delayed action (Tri-pack)	\$456	\$652
7141 BC PA HO	Closer, BF-6, hold open, full cover, SNB, delayed action (Tri-pack)	\$598	\$852
7141 BC DS	Closer, BF-6, door saver, full cover, SNB, delayed action (PA Only)	\$614	\$855
7141 BC DSHO	Closer, BF-6, door saver hold open, full cover, SNB, delayed action (PA Only)	\$638	\$870
7141 BC EDA	Closer, BF-6, extra duty arm, full cover, SNB, delayed action (PA Only)	\$614	\$855
7141 BC EDA HO	Closer, BF-6, extra duty arm hold open, full cover, SNB, delayed action (PA Only)	\$638	\$870
7141 BC SCS**	Closer, BF-6, door saver, spring cushion stop, full cover, SNB (PA Only)	\$754	\$894
7141 BC SCSHO**	Closer, BF-6, spring cushion stop, full cover, SNB (PA Only)	\$731	\$1018
7141 BC TA* 7141	Closer, BF-6, track arm, full cover, SNB (for body only) delayed action	\$572	\$808
7141 BC TA HO*	Closer, BF-6, track arm hold open, full cover, SNB (for body only) delayed action	\$578	\$832

**\*\*FOR 4'0" X 8'0" DOORS USE SCS-2 ADD 10.00 LIST TO STANDARD SCS ARM PRICE**

PDQ endeavors to stock all finishes shown in this price book for immediate shipment (1-2 days). However, we suggest you contact the factory to confirm availability for large jobs.

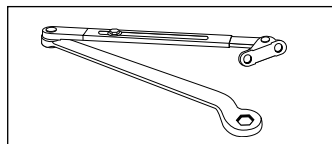
# 7100 SERIES

## LIST PRICE

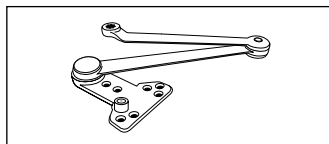
Effective November 1, 2016

## OPTIONS

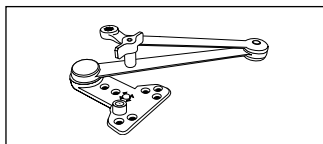
7100 SERIES  
DOOR CLOSER



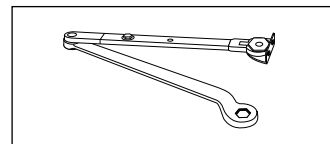
**REGULAR ARM - RA\*** — Can be mounted REG/TJ/PA (requires PA bracket)



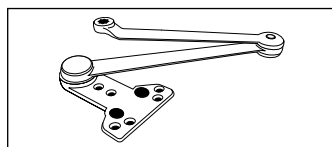
**DOOR SAVER ARM - DS**  
PA application only



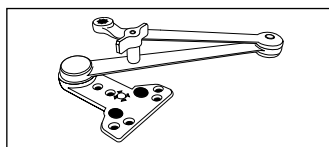
**DOOR SAVER HOLD OPEN - DSHO**  
PA application only



**HOLD OPEN ARM - HO** — Can be mounted REG/TJ/PA (requires PA bracket)




**EXTRA DUTY ARM - EDA**  
PA application only

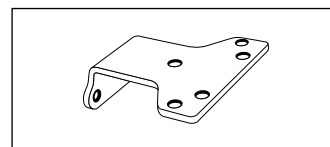


**EXTRA DUTY ARM HOLD OPEN - EDA HO**  
PA application only

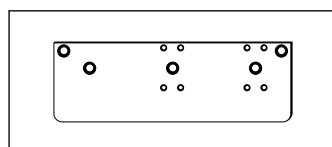
**NEW**



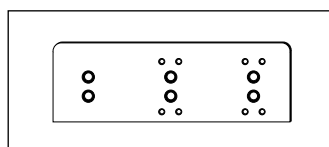
**PARALLEL ARM DROP BRACKET - DBPA**  
PA application only



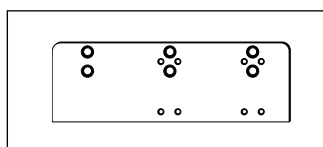
**PARALLEL ARM BRACKET - PA\***  
Hold Open & Non-Hold Open



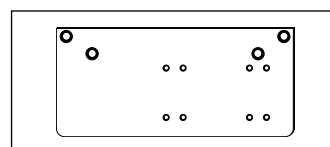
**BACK PLATE - BP** — For regular arm applications to clear mortised stop/holder



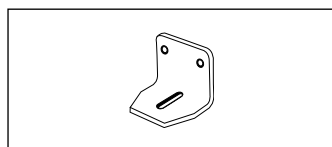
**TOP JAMB BACK PLATE - BPTJ** — Required to mount TJ on frame face less than 4"



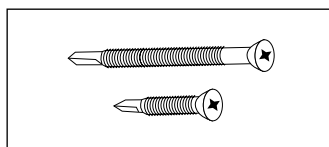
**TOP JAMB DROP PLATE - DPTJ** — Required to mount TJ w/limited ceiling clearance or to clear surface applied stop/holder



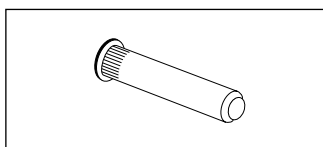
**PARALLEL ARM DROP PLATE - DPPA**  
Required for Parallel arm mount with limited top door rail



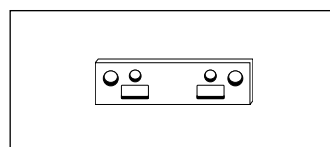
**NARROW FRAME BRACKET - NFB** — For use w/DS/DSHO/SCS arms & BS spacer for added reinforcement with narrow frame applications



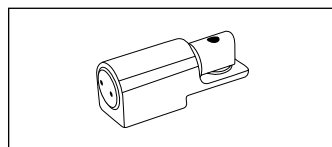
**SELF DRILLING SELF TAPPING SCREWS - SDST**



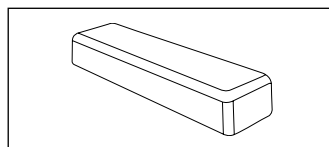
**SEX NUTS AND BOLTS - SNB\*** — For through bolting on unreinforced, hollow core, composite or labeled fire doors 1-3/4" only



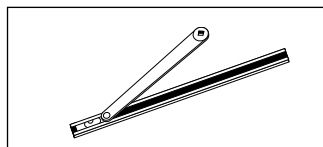
**BLADE STOP SPACER - BS** — Shims all PA brackets to clear 1/2" blade stop typical on aluminum storefront frames



**SPRING CUSHION STOP - SCS** — For use w/DS/DSHO (PA mount) arms only



**FULL PLASTIC COVER - FC\***  
**FULL METAL COVER - FCM (OPTIONAL)**



**TRACK ARM ASSEMBLY - TA**  
**TRACK ARM HOLD OPEN - TAHO**



## ACCESSORIES

Parts discount applies

PART (SPECIFY FINISH)	DESCRIPTION	LIST PRICE			
		PAINTED 689 695 696	PLATED 605 625	613	630
719001	<b>PA</b> - Parallel Arm Bracket HO & NHO*	\$16	\$20	N/A	N/A
719002	<b>HO</b> - Hold Open Arm	\$95	\$196	N/A	N/A
719003	<b>RA</b> - Regular Arm*	\$86	\$155	N/A	N/A
719005	<b>DS</b> - Door Saver Arm (PA Only) (also EDA - Extra Duty Arm)	\$138	\$191	N/A	N/A
719006	<b>FC</b> - Full Plastic Cover*	\$38	\$49	N/A	N/A
719006ST	<b>FCM</b> - Full Metal Cover (specify hand)	\$62	\$120	N/A	N/A
719007	<b>SDST</b> - Self Drilling Self Tapping Screws	\$23	\$26	N/A	N/A
719008	<b>BP</b> - Back Plate	\$40	N/A	N/A	N/A
719016	<b>DSHO</b> - Door Saver Hold Open Arm (PA Only) (also EDA HO-Extra Duty Arm)	\$122	\$207	N/A	N/A
719018	<b>DPPA</b> - Parallel Arm Drop Plate	\$43	N/A	N/A	N/A
719020	<b>SP</b> - Screw Pack	\$21	\$24	N/A	N/A
719023	<b>DPTJ</b> - Top Jamb Drop Plate	\$40	N/A	N/A	N/A
719024	<b>BPTJ</b> - Top Jamb Back Plate	\$40	N/A	N/A	N/A
719025	<b>TA</b> - Track Arm Assembly (Includes track, arm and screws)	\$91	\$160	N/A	N/A
719027	<b>TAHO</b> - Track Arm Hold Open	\$105	\$180	N/A	N/A
719034	<b>DBPA</b> - Parallel Arm Drop Bracket	\$24	\$30	N/A	N/A
999004	<b>SNB</b> - Sex Nuts (Set of 4 each)*	\$12	\$22	N/A	N/A
999010	Door Saver Bumper Stop	\$10	N/A	N/A	N/A
999011	<b>NFB</b> - Narrow Frame Bracket for DS Arm & BS	\$22	N/A	N/A	N/A
999026	<b>BS</b> - Blade Stop Spacer	\$49	N/A	N/A	N/A
999030	<b>HO KIT</b> - TA Arm to make TAHO	\$22	N/A	N/A	N/A
999031	<b>SPBL</b> - Plastic spacer block for DS/DSHO and PA Soffit Brackets	\$6	N/A	N/A	N/A
999032-01	<b>SCS-1</b> - Spring Cushion Stop -with DS/DSHO for 3'0" doors	N/A	\$158	\$158	\$148
999033-01	<b>SCS-2</b> - Spring Cushion Stop - use with DS/DS for 4'0" door	N/A	\$168	\$168	\$158

**Note:** When using a blade stop spacer in a narrow frame application you must use the Narrow Frame Bracket for proper support.  
SCS requires the purchase of a PDQ DS or DSHO Arm. \*Included with closer.

THIS PAGE LEFT BLANK INTENTIONALLY

ARCHITECTURAL STYLE

# 5300 5500

FULL FEATURED  
COMMERCIAL  
SERIES

DOOR CONTROL

## SPECIFICATIONS

HANDING:

OPERATION:

BODY:

ARM:

ARM OPTIONS:

PISTON:

ADJUSTMENT:

SIZE:

MOUNTING:

COVER:

FINISHES:

CERTIFICATIONS

LISTINGS

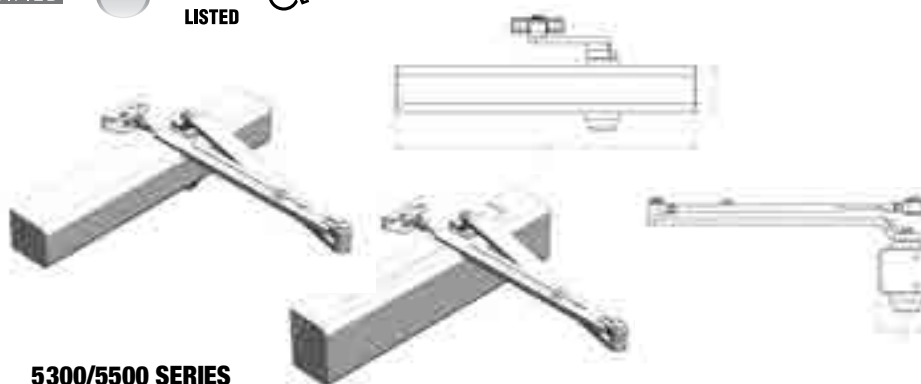
COMPLIANCES:

WARRANTY:



## LIST PRICE

Effective November 1, 2016



### 5300/5500 SERIES

The PDQ 5300/5500 Series, available with modern streamline cover or full sized cover and flat design arm assembly, provides a compact appearance and features that meet the demands of institutional and commercial applications. The standard tri-pack, full range spring adjustment and common 12" x 3/4" mounting hole pattern make the 5300/5500 Series well suited for stocking distribution as well as new or retrofit projects. Adjustable hydraulic backcheck prevents damage from uncontrolled door opening. The 5300/5500 is the perfect solution for a variety of applications requiring streamline architectural grade door controls.

- Non-handed
- Rack and pinion design
- Cast high strength aluminum alloy
- Stamped steel main arm
- Flat style arm assembly
- Hold open arm
- DS/DSHO heavy duty parallel stop arm
- Track/Hold Open Arm
- Spring Cushion Stop for DS/DSHO
- EDA (Extra Duty PA Arm). See ordering guide.
- Hardened steel
- Adjustable controlled closing
- Separate hydraulic backcheck standard
- Separate sweep, latch and backcheck intensity valves
- Optional adjustable delayed action (in addition to backcheck)
- Adjustable BF through 6
- Factory pre-set to size 3.
- Common 12" x 3/4" mounting hole pattern retrofits Norton 8300®, Yale 3300®, DORMA 8600 (for more comparisons, see cross reference table)
- Fasteners furnished for hollow metal, wood or aluminum doors and frames
- Sex nuts and bolts standard
- Self drilling self tapping screws available
- Tri-packed for regular, top jamb and parallel arm installations
- 5300 – Streamline plastic cover standard (non-handed)
- 5500 – Full plastic cover standard (non-handed)
- 605 (US3) – Polished Brass, 625 (US26) – Polished Chrome, 689 (US28) – Aluminum, 695 (N/A) – Duro Bronze, 696 (US4) – Gold
- UL 228 listed
- Complies with ADA (Americans with Disabilities Act) and ICC/ANSI 117.1 for Accessible and Usable Buildings
- ANSI/UL 10C listed
- Meets requirements of the Buy American Act
- Certified to ANSI/BHMA A156.4-2006 Grade 1
- Twenty-five (25) year limited warranty



5300/5500 SERIES  
DOOR CLOSER




# 5300/5500 SERIES

## LIST PRICE

Effective November 1, 2016

## HOW TO ORDER



5300/5500 SERIES  
DOOR CLOSER

SERIES	SIZE	OPTIONS	ACCESSORIES			
Closer Series 5300 Closer Series 5500	Adjustable Size  BF-6 BF = Barrier Free	DS – Door Saver Arm DSHO – Door Saver Hold Open Arm <sup>3</sup> EDA – Extra Duty Arm <sup>2</sup> EDA HO – Extra Duty Arm Hold Open <sup>2, 3</sup> HO – Hold Open, Tri-Pack <sup>3</sup> PA – Tri-Pack (standard) SCS – Spring Cushion Stop SCSHO – Spring Cushion Stop Hold open TA – Track Arm <sup>3</sup> TAHO – Track Arm Hold Open <sup>3</sup>	Blank – SNB & Streamline (53) or Full (55) Plastic Cover (Standard) DBPA – Parallel Arm Drop Bracket BP – Back Plate BS – Blade Stop Spacer DPTJ – Top Jamb Drop Plate DPPA – Parallel Arm Drop Plate NFB – Narrow Frame Bracket SDST – Self Drilling Self Tapping Screws			
53/55	0	1	BC	PA	689	BP
0 – Non-Delayed Action 4 – Delayed Action (In Addition To Backcheck)		BC – Adjustable Hydraulic Backcheck (Standard)		605 – Polished Brass 625 – Polished Chrome 689 – Aluminum 695 – Duro Bronze 696 – Gold		
DELAYED ACTION		BACKCHECK		FINISH		

### NOTES

- 1 - Case quantity is 6 / Case weight is 50 lbs.
- 2 - Requires separate limiting stop by others.
- 3 - Not appropriate for use on fire labeled doors

## SIZE SELECTOR PARALLEL ARM/REGULAR/TOP JAMB

APPLICATION	CLOSER SIZE	INTERIOR	EXTERIOR
Regular / Top Jamb	 BF	5 lbf (36" door)	NA
	1	32"	28"
	2	36"	32"
	3	42"	36"
	4	48"	42"
	5	54"	48"
	6	58"	54"
Parallel Arm	 BF	5 lbf (36" door)	NA
	1	28"	NA
	2	32"	28"
	3	36"	32"
	4	42"	36"
	5	48"	42"
	6	54"	48"

Note: 53/5500 Series Closers can be adjusted to meet ADA barrier free applications. Strict compliance with ADA barrier free requirements may result with door not fully closing and latching. Check with local AHJ. Closer sizes may vary due to site conditions.

# 5300/5500 SERIES

## LIST PRICE

Effective November 1, 2016

## CROSS REFERENCE

MANUFACTURER	PDQ	CAL ROYAL®	CORBIN/RUSSWIN®	DORMA	DOR-O-MATIC®	HAGER®	LCN®	NORTON/YALE®	SARGENT®	STANLEY®
SERIES	5500 Foot Pattern 12"X 3/4"	900	DC6200	8616FC	SC80FC	5200	4010/4110 (Handed)	8501/3501	350	D-4550
SERIES	5300 Foot Pattern 12"X 3/4"	801S	DC3200	8616	SC80	5200	1460/1461	8301/3301	1430	D-3550
MOUNTING HOLE PATTERN RET- RO-FIT	YES	YES	NO	YES	YES	NO	NO	YES	NO	NO

Information on this sheet is compiled from public documents and third parties. As a result, PDQ makes no guarantees as to their accuracy, content, quality or availability. Comparisons were made using the technical features only and are not commercial comparisons. Final suitability should be determined by a professional hardware consultant.

## CLOSERS

PART	DESCRIPTION	LIST PRICE	
		PAINTED 689 695 696	PLATED 605 625
5301 BC PA	Closer, BF*-6, streamline cover, SNB (Tri-pack)	\$274	\$436
5301 BC PA HO	Closer, BF*-6, hold open, streamline cover, SNB (Tri-pack)	\$396	\$540
5301 BC DS	Closer, BF*-6, door saver, streamline cover, SNB (PA only)	\$446	\$600
5301 BC DSHO	Closer, BF*-6, door saver hold open, streamline cover, SNB (PA only)	\$456	\$622
5301 BC EDA	Closer, BF*-6, extra duty arm, streamline cover, SNB (PA only)	\$446	\$600
5301 BC EDAHO	Closer, BF*-6, extra duty hold open, streamline cover, SNB (PA only)	\$456	\$622
5301 BC SCS	Closer, BF*-6, door saver w/spring cushion stop, streamline cover, SNB (PA only)	\$578	\$692
5301 BC SCSHO	Closer, BF*-6, door saver hold open w/spring cushion stop, streamline cover, SNB (PA only)	\$596	\$900
5301 BC TA	Closer, BF*-6, track arm, streamline cover, SNB (for body only)	\$384	\$550
5301 BC TAHO	Closer, BF*-6, track arm hold open, streamline cover, SNB (for body only)	\$418	\$584
5341 BC PA	Closer, BF*-6, streamline cover, SNB, delayed action (Tri-pack)	\$312	\$478
5341 BC PA HO	Closer, BF*-6, hold open, streamline cover, SNB, delayed action (Tri-pack)	\$408	\$572
5341 BC DS	Closer, BF*-6, door saver, streamline cover, SNB, delayed action (PA only)	\$458	\$624
5341 BC DSHO	Closer, BF*-6, door saver hold open, streamline cover, SNB, delayed action (PA only)	\$468	\$634
5341 BC EDA	Closer, BF*-6, extra duty arm, streamline cover, SNB, delayed action (PA only)	\$458	\$624
5341 BC EDAHO	Closer, BF*-6, extra duty arm hold open, streamline cover, SNB, delayed action (PA only)	\$468	\$634
5341 BC SCS**	Closer, BF*-6, door saver w/spring cushion stop, streamline cover, SNB, delayed action (PA only)	\$556	\$674
5341 BC SCSHO**	Closer, BF*-6, door saver hold open w/spring cushion stop, streamline cover, SNB, delayed action (PA only)	\$566	\$801
5341 BC TA	Closer, BF*-6, track arm, streamline cover, SNB (for body only) delayed action	\$416	\$582
5341 BC TAHO	Closer, BF*-6, track arm hold open, streamline cover, SNB (for body only) delayed action	\$450	\$616
5501 BC PA	Closer, BF*-6, full cover, SNB (Tri-pack)	\$276	\$438
5501 BC PA HO	Closer, BF*-6, hold open, full cover, SNB (Tri-pack)	\$398	\$542
5501 BC DS	Closer, BF*-6, door saver, full cover, SNB (PA only)	\$448	\$602
5501 BC DSHO	Closer, BF*-6, door saver hold open, full cover, SNB (PA only)	\$458	\$624
5501 BC EDA	Closer, BF*-6, extra duty arm, full cover, SNB (PA only)	\$448	\$602
5501 BC EDAHO	Closer, BF*-6, extra duty arm hold open, full cover, SNB (PA only)	\$458	\$624
5501 BC SCS	Closer, BF*-6, door saver w/spring cushion stop, full cover, SNB (PA only)	\$588	\$692
5501 BC SCSHO	Closer, BF*-6, door saver hold open w/spring cushion stop, full cover, SNB (PA only)	\$598	\$702
5501 BC TA	Closer, BF*-6, track arm, streamline cover, SNB (for body only)	\$392	\$552
5501 BC TAHO	Closer, BF*-6, track arm hold open, streamline cover, SNB (for body only)	\$420	\$586
5541 BC PA	Closer, BF*-6, full cover, SNB, delayed action (Tri-pack)	\$306	\$480
5541 BC PA HO	Closer, BF*-6, hold open, full cover, SNB, delayed action (Tri-pack)	\$410	\$574
5541 BC DS	Closer, BF*-6, door saver, full cover, SNB, delayed action (PA only)	\$468	\$634
5541 BC DSHO	Closer, BF*-6, door saver hold open, full cover, SNB, delayed action (PA only)	\$478	\$644
5541 BC EDA	Closer, BF*-6, extra duty arm, full cover, SNB, delayed action (PA only)	\$468	\$634
5541 BC EDAHO	Closer, BF*-6, extra duty arm hold open, full cover, SNB, delayed action (PA only)	\$478	\$644
5541 BC SCS	Closer, BF*-6, door saver w/spring cushion stop, full cover, SNB, delayed action (PA only)	\$558	\$724
5541 BC SCSHO	Closer, BF*-6, door saver hold open w/spring cushion stop, full cover, SNB, delayed action (PA only)	\$568	\$803
5541 BC TA	Closer, BF*-6, track arm, streamline cover, SNB (for body only) delayed action	\$418	\$584
5541 BC TAHO	Closer, BF*-6, track arm hold open, streamline cover, SNB (for body only) delayed action	\$452	\$618

**\*\*FOR 4'0" X 8'0" DOORS USE SCS-2 ADD 10.00 LIST TO STANDARD SCS ARM PRICE**

\*BF= Barrier Free. PDQ endeavors to stock all finishes shown in this price book for immediate shipment (1-2 days). However, we suggest you contact the factory to confirm availability for large jobs.



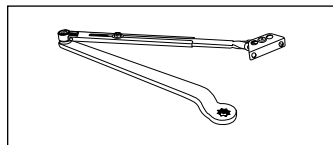
# 5300/5500 SERIES

## LIST PRICE

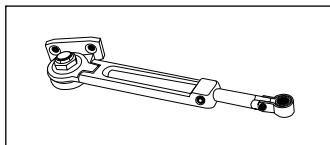
Effective November 1, 2016

## OPTIONS

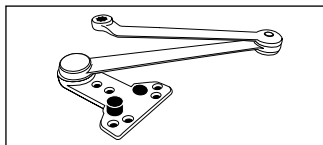
5300/5500 SERIES  
DOOR CLOSER



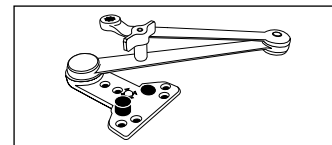
**REGULAR ARM - RA\*** — Can be mounted REG/TJ/PA (requires PA bracket)



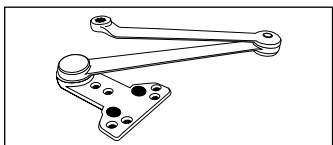
**HOLD OPEN ARM - HO** — Can be mounted REG/TJ/PA (requires PA bracket)



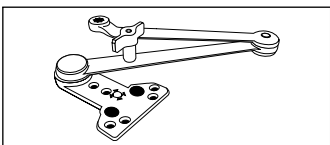
**DOOR SAVER ARM - DS**  
PA application only



**DOOR SAVER ARM - DSHO**  
PA application only



**EXTRA DUTY ARM - EDA**  
PA application only

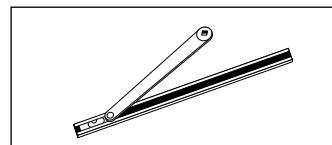


**EXTRA DUTY ARM HOLD OPEN - EDA HO**  
PA application only

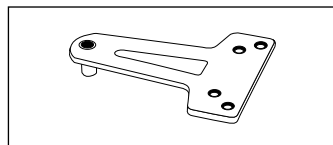
**NEW**



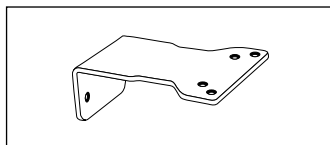
**PARALLEL ARM DROP BRACKET - DBPA**  
PA application only



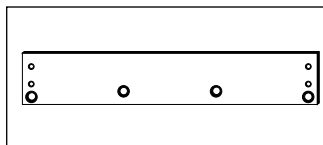
**TRACK ARM ASSEMBLY - TA**  
**TRACK ARM HOLD OPEN - TAHO**



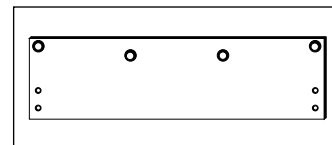
**PARALLEL ARM BRACKET - PA\***  
Non-hold open applications



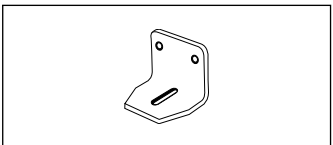
**PARALLEL ARM HO BRACKET - PAHO\*\***  
Hold open applications



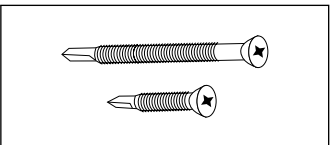
**BACK PLATE - BP** — For regular arm applications to clear mortised stop/holders or for TJ with limited ceiling clearance



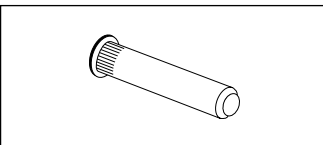
**DROP PLATE - DPTJ\*** — Provides greater drop than BP or can be used to provide clearance for surface applied stop/holder



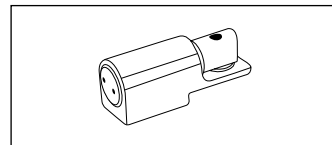
**NARROW FRAME BRACKET - NFB** — For use w/DS/DSHO/SCS arms & BS spacer for added reinforcement with narrow frame applications



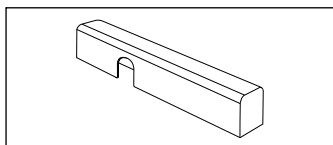
**SELF DRILLING SELF TAPPING SCREWS - SDST**



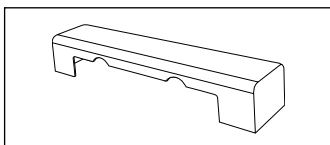
**SEX NUTS AND BOLTS - SNB\*** — For through bolting on unreinforced, hollow core, composite or labeled fire doors, 1-3/4" only



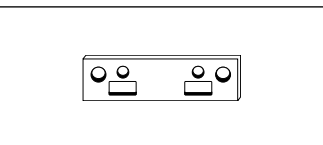
**SPRING CUSHION STOP - SCS** — For use w/ DS/DSHO (PA mount) arms only



**STREAMLINE COVER - SV (5300)\***



**FULL PLASTIC COVER - FC (5500)\***



**BLADE STOP SPACER - BS** — Shims all PA brackets to clear 1/2" blade stop typical on aluminum storefront frames

\*Not shown - Drop Plate PA-DPPA required for PA mount with limited top door rail.

# 5300/5500 SERIES

## LIST PRICE

Effective November 1, 2016

## ACCESSORIES

Parts discount applies

PART (SPECIFY FINISH)	DESCRIPTION	LIST PRICE			
		PAINTED 689 695 696	PLATED 605 625	613	630
539006	<b>SV</b> - Streamline Plastic Cover (5300)*	\$27	\$49	N/A	N/A
539008 / 559008	<b>BP</b> - Back Plate	\$40	N/A	N/A	N/A
539009	<b>DP</b> - Drop Plate	\$44	N/A	N/A	N/A
559003	<b>RA</b> - Regular Arm*	\$86	\$110	N/A	N/A
559006	<b>FC</b> - Full Plastic Cover (5500)*	\$38	\$56	N/A	N/A
559018	<b>DPPA</b> - Parallel Arm Drop Plate	\$43	N/A	N/A	N/A
559023	<b>DPTJ</b> - Top Jamb Drop Plate	\$40	N/A	N/A	N/A
999001	<b>PA</b> - Parallel Arm NHO Bracket	\$16	\$18	N/A	N/A
999002	<b>HO</b> - Hold Open Arm	\$97	\$290	N/A	N/A
999004	<b>SNB</b> - Sex Nuts (set of 4)*	\$12	\$16	N/A	N/A
999005	<b>DS</b> - Door Saver Arm (PA Only) (also EDA - Extra Duty Arm)	\$138	\$280	N/A	N/A
999007	<b>SDST</b> - Self Drilling Self Tapping Screws	\$8	\$26	N/A	N/A
999010	Door Saver Bumper Stop	\$10	N/A	N/A	N/A
999011	<b>NFB</b> - Narrow Frame Bracket for DS/DSHO Arm & BS	\$22	N/A	N/A	N/A
999016	<b>DSHO</b> - Door Saver Hold Open Arm (PA Only) (also EDAHO - Extra Duty Arm)	\$122	\$306	N/A	N/A
999020	<b>SP</b> - Screw Pack	\$9	\$18	N/A	N/A
999022	<b>PAHO</b> - Parallel Arm Hold Open Bracket	\$35	N/A	N/A	N/A
999025	<b>TA</b> - Track Arm Assembly (Includes track, arm and screws)	\$87	\$155	N/A	N/A
999026	<b>BS</b> - Blade Stop Spacer	\$43	N/A	N/A	N/A
999027	<b>TAHO</b> - Track Arm Hold Open	\$105	\$180	N/A	N/A
999030	<b>HO KIT</b> - Can be added to TA Arm to make TAHO	\$22	\$26	N/A	N/A
999031	<b>SPBL</b> - Plastic spacer block for DS/DSHO Soffit Brackets	\$5	N/A	N/A	N/A
999032-01	<b>SCS-1</b> - Spring Cushion Stop - use with DS/DSHO for 3'0" doors	N/A	\$158	\$158	\$148
999033-01	<b>SCS-2</b> - Spring Cushion Stop - use with DS/DSHO for 4'0" doors	N/A	\$168	\$168	\$158
999034	<b>DBPA</b> - Parallel Arm Drop Bracket	\$24	\$30	N/A	N/A

**Note:** When using a blade stop spacer in a narrow frame application you must use the Narrow Frame Bracket for proper support.  
SCS requires the purchase of a PDQ DS or DSHO Arm. \*Included with closer. \*\*Included with hold open arm

5300/5500 SERIES  
DOOR CLOSER

THIS PAGE LEFT BLANK INTENTIONALLY



ARCHITECTURAL STYLE  
**5100**  
FULL FEATURED  
COMMERCIAL  
**SERIES**  
DOOR CONTROL

## SPECIFICATIONS

**HANDING:**

**OPERATION:**

**BODY:**

**ARM:**

**ARM OPTIONS:**

**PISTON:**

**ADJUSTMENT:**

**SIZE:**

**MOUNTING:**

**COVER:**

**FINISHES:**

**CERTIFICATIONS LISTINGS COMPLIANCES:**

**WARRANTY:**



**5100 SERIES**

The PDQ 5100 Series is a fully featured architectural style door control. The full cover and flat design arm assembly provide both durability and aesthetically pleasing appearance in commercial and institutional applications. The 5100 is ideally suited for installation on wood or metal doors and frames. The series is non-handed and fully adjustable size one through six for maximum flexibility. The standard tri-pack feature provides versatility to permit regular, top jamb and parallel arm installations. A range of sprayed and architectural finishes are available to compliment any decor.

- Non-handed
- Rack and pinion design
- High strength aluminum alloy
- Stamped steel main arm
- Flat style arm assembly
- Hold open arm
- Track/Hold Open Arm
- EDA (Extra Duty PA Arm). See ordering guide.
- DS/DSHO heavy duty parallel stop arm
- Spring Cushion Stop for DS/DSHO
- Hardened Steel, 1-1/2" DIA
- Adjustable controlled closing
- Separate hydraulic backcheck standard
- Separate sweep, latch and backcheck intensity valves in addition to backcheck
- Optional adjustable delayed action
- Adjustable 1 through 6
- Factory pre-set to size 3.
- Tri-packed for regular, top jamb and parallel arm installations
- Fasteners furnished for wood, metal and aluminum doors and frames
- Sex nuts and bolts standard
- Self drilling self tapping screws available
- Full plastic cover standard (non-handed), optional full metal cover
- 605 (US3) – Polished Brass, 625 (US26) – Polished Chrome, 689 (US28) – Aluminum, 695 (N/A) – Duro Bronze, 696 (US4) – Gold
- UL 228 listed
- ANSI/UL 10C listed
- Certified to ANSI/BHMA A156.4-2006 Grade 1
- Meets requirements of the Buy American Act
- Twenty-five (25) year limited warranty



**5100 SERIES**  
DOOR CLOSER

# 5100 SERIES

## LIST PRICE

Effective November 1, 2016

## HOW TO ORDER

SERIES	SIZE	OPTIONS	ACCESSORIES			
Closer Series	Adjustable Size 1-6	DS – Door Saver Arm DSHO – Door Saver Hold Open Arm <sup>3</sup> EDA – Extra Duty Arm <sup>2</sup> EDA HO – Extra Duty Arm Hold Open <sup>2, 3</sup> HO – Hold Open, Tri-Pack <sup>3</sup> PA – Tri-Pack (standard) SCS – Spring Cushion Stop SCSHO – Spring Cushion Stop Hold open TA – Track Arm <sup>3</sup> TAHO – Track Arm Hold Open <sup>3</sup>	Blank – SNB & Full Plastic Cover (Standard) DBPA – Parallel Arm Drop Bracket BP – Back Plate BS – Blade Stop Spacer BPTJ – Top Jamb Back Plate DPTJ – Top Jamb Drop Plate DPPA – Parallel Arm Drop Plate FCM – Full Metal Cover NFB – Narrow Frame Bracket SDST – Self Drilling Self Tapping Screws			
51	0	1	BC	PA	689	BP
0 – Non-Delayed Action 4 – Delayed Action (In Addition To Backcheck)		BC – Adjustable Hydraulic Backcheck (Standard)		605 – Polished Brass 626 – Satin Chrome 689 – Aluminum 695 – Duro Bronze 696 – Gold		
DELAYED ACTION		BACKCHECK		FINISH		

### NOTES

1 - Case quantity is 6 / Case weight is 50 lbs.

2 - Requires separate limiting stop by others.

3 - Not appropriate for use on fire labeled doors

## SIZE SELECTOR REGULAR/TOP JAMB

CLOSER SIZE	INTERIOR DOOR WIDTH	EXTERIOR DOOR WIDTH
1	30"	—
2	34"	26"
3	38"	30"
4	48"	36"
5	54"	42"
6	60"	48"

Closer sizes may vary due to site conditions.

## SIZE SELECTOR PARALLEL ARM

CLOSER SIZE	INTERIOR DOOR WIDTH	EXTERIOR DOOR WIDTH
1	—	—
2	30"	—
3	34"	26"
4	38"	30"
5	48"	36"
6	54"	42"

Closer sizes may vary due to site conditions.

## CROSS REFERENCE

PDQ	CAL ROYAL®	CORBIN/ RUSSWIN®	DORMA	DOR-O- MATIC®	HAGER®	LCN®	NORTON/ YALE®	SARGENT®	STANLEY®
5100	900	N/A	7414/7436	SC60/ SC61	5200	1370	160/51	1130/1131	N/A

Information on this sheet is compiled from public documents and third parties. As a result, PDQ makes no guarantees as to their accuracy, content, quality or availability. Comparisons were made using the technical features only and are not commercial comparisons. Final suitability should be determined by a professional hardware consultant.

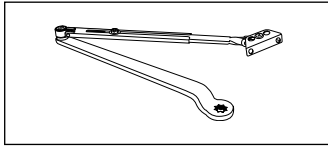
## CLOSERS

PART	DESCRIPTION	LIST PRICE	
		PAINTED 689 695 696	PLATED 605 626
5101 BC PA	Closer, 1-6, full cover, SNB (Tri-pack)	\$286	\$452
5101 BC PA HO	Closer, 1-6, hold open, full cover, SNB (Tri-pack)	\$390	\$556
5101 BC DS	Closer, 1-6, door saver, full cover, SNB (PA only)	\$440	\$616
5101 BC DSHO	Closer, 1-6, door saver hold open, full cover, SNB (PA only)	\$450	\$626
5101 BC EDA	Closer, 1-6, extra duty arm, full cover, SNB (PA only)	\$440	\$616
5101 BC EDA HO	Closer, 1-6, extra duty arm hold open, full cover, SNB (PA only)	\$450	\$626
5101 BC SCS**	Closer, 1-6, door saver w/spring cushion stop, full cover, SNB (PA only)	\$582	\$748
5101 BC SCSHO**	Closer, 1-6, door saver hold open w/spring cushion stop, full cover, SNB (PA only)	\$592	\$758
5101 BC TA	Closer, 1-6, track arm, full cover, SNB (for body only)	\$400	\$566
5101 BC TAHO	Closer, 1-6, track arm hold open, full cover, SNB (for body only)	\$434	\$600
5141 BC PA	Closer, 1-6, full cover, SNB, delayed action (Tri-pack)	\$318	\$484
5141 BC PA HO	Closer, 1-6, hold open, full cover, SNB, delayed action (Tri-pack)	\$422	\$588
5141 BC DS	Closer, 1-6, door saver, full cover, SNB, delayed action (PA only)	\$472	\$638
5141 BC DS HO	Closer, 1-6, door saver hold open, full cover, SNB, delayed action (PA only)	\$482	\$648
5141 BC EDA	Closer, 1-6, extra duty arm, full cover, SNB, delayed action (PA only)	\$472	\$638
5141 BC EDA HO	Closer, 1-6, extra duty hold open, full cover, SNB, delayed action (PA only)	\$482	\$648
5141 BC SCS**	Closer, 1-6, door saver w/spring cushion stop, full cover, SNB (PA only)	\$614	\$780
5141 BC SCSHO**	Closer, 1-6, door saver hold open w/spring cushion stop, full cover, SNB (PA only)	\$624	\$790
5141 BC TA	Closer, 1-6, track arm, full cover, SNB (for body only) delayed action	\$432	\$598
5141 BC TAHO	Closer, 1-6, track arm hold open, full cover, SNB (for body only) delayed action	\$466	\$632

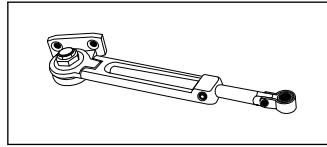
**\*\*FOR 4'0" X 8'0" DOORS USE SCS-2 ADD 10.00 LIST TO STANDARD SCS ARM PRICE**

PDQ endeavors to stock all finishes shown in this price book for immediate shipment (1-2 days). However, we suggest you contact the factory to confirm availability for large jobs.

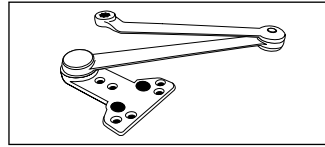
## OPTIONS



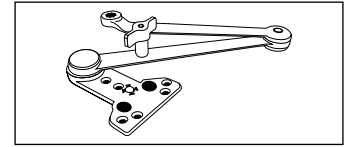
**REGULAR ARM - RA\*** — Can be mounted REG/TJ/PA (requires PA bracket)



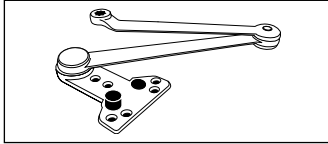
**HOLD OPEN ARM - HO** — Can be mounted REG/TJ/PA (requires PA bracket)



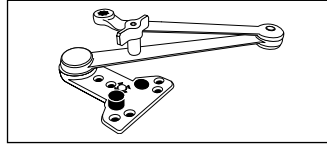
**DOOR SAVER ARM - DS**  
PA application only



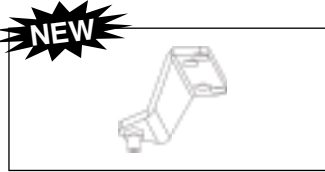
**DOOR SAVER ARM - DSHO**  
PA application only



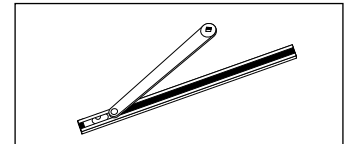
**EXTRA DUTY ARM - EDA**  
PA application only



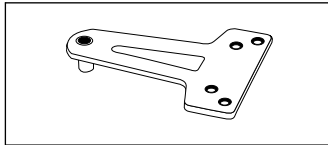
**EXTRA DUTY ARM HOLD OPEN - EDA HO**  
PA application only



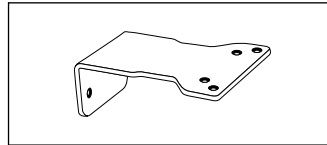
**PARALLEL ARM DROP BRACKET - DBPA**  
PA application only



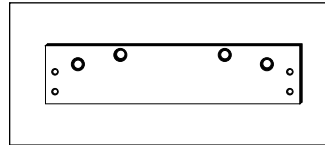
**TRACK ARM ASSEMBLY - TA**  
**TRACK ARM HOLD OPEN - TAHO**



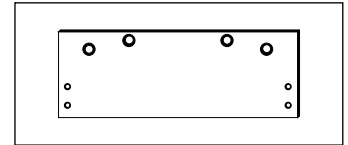
**PARALLEL ARM BRACKET - PA\***  
Non-hold open applications



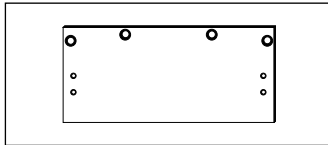
**PARALLEL ARM HO BRACKET - PAHO\*\***  
Hold open applications



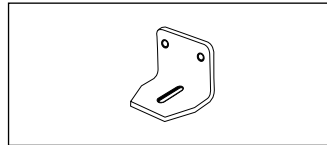
**BACK PLATE - BP** — For regular arm applications to clear mortised stop/holders or for TJ with limited ceiling clearance



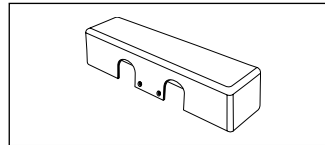
**TOP JAMB DROP PLATE - DPTJ** — Provides greater drop than BP to provide clearance for surface applied stop/holder



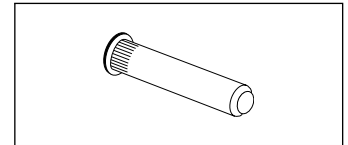
**PARALLEL ARM DROP PLATE - DPPA**  
Drop Plate PA - DPPA Required for PA mount with limited top door rail



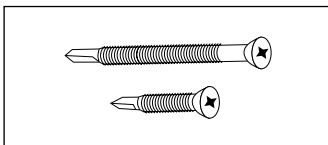
**NARROW FRAME BRACKET - NFB** — For use w/DS/DSHO/SCS arms & BS spacer for added reinforcement with narrow frame applications



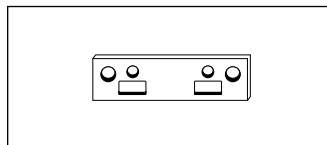
**FULL PLASTIC COVER - FC**  
**FULL METAL COVER (OPTIONAL) - FMC**



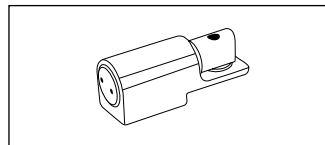
**SEX NUTS AND BOLTS - SNB\*** — For through bolting on unreinforced, hollow core, composite or labeled fire doors, 1-3/4" only



**SELF DRILLING SELF TAPPING SCREWS - SDST**



**BLADE STOP SPACER - BS** — Shims all PA brackets to clear 1/2" blade stop typical on aluminum storefront frames



**SPRING CUSHION STOP - SCS** — For use w/DS/DSHO (PA mount) arms only

# 5100 SERIES

## LIST PRICE

Effective November 1, 2016

## ACCESSORIES

Parts discount applies

PART (SPECIFY FINISH)	DESCRIPTION	LIST PRICE			
		PAINTED 689 695 696	PLATED 605 625	613	630
519003	<b>RA</b> - Regular Arm (NHO)*	\$82	\$110	N/A	N/A
519006	<b>FC</b> - Full Plastic Cover*	\$27	\$66	N/A	N/A
519006ST	<b>FCM</b> - Full Cover Metal	\$44	N/A	N/A	N/A
519008	<b>BP</b> - Back Plate	\$44	N/A	N/A	N/A
519018	<b>DPPA</b> - Parallel Arm Drop Plate	\$44	N/A	N/A	N/A
519023	<b>DPTJ</b> - Top Jamb Drop Plate	\$44	N/A	N/A	N/A
999001	<b>PA</b> - Parallel Arm NHO Bracket*	\$14	\$12	N/A	N/A
999002	<b>HO</b> - Hold Open Arm	\$110	\$290	N/A	N/A
999004	<b>SNB</b> - Sex Nuts (set of 4)*	\$11	\$24	N/A	N/A
999005	<b>DS</b> - Door Saver Arm (PA Only) (also EDA - Extra Duty Arm)	\$148	\$280	N/A	N/A
999007	<b>SDST</b> - Self Drilling Self Tapping Screws	\$18	\$16	N/A	N/A
999010	Door Saver Bumper Stop	\$8	N/A	N/A	N/A
999011	<b>NFB</b> - Narrow Frame Bracket for DS/DSHO Arm & BS	\$31	N/A	N/A	N/A
999016	<b>DSHO</b> - Door Saver Hold Open Arm (PA Only) (also EDAHO- Extra Duty Arm Hold Open)	\$164	\$302	N/A	N/A
999020	<b>SP</b> - Screw Pack	\$11	\$20	N/A	N/A
999022	<b>PAHO</b> - Parallel Arm Hold Open Bracket	\$35	N/A	N/A	N/A
999025	<b>TA</b> - Track Arm Assembly (Includes track, arm and screws)	\$114	\$155	N/A	N/A
999026	<b>BS</b> - Blade Stop Spacer	\$31	N/A	N/A	N/A
999027	<b>TAHO</b> - Track Arm Hold Open	\$148	\$175	N/A	N/A
999030	<b>HO KIT</b> - Can be added to TA Arm to make TAHO	\$31	\$20	N/A	N/A
999031	<b>SPBL</b> - Plastic spacer block for DS/DSHO Soffit Brackets	\$5	N/A	\$158	\$148
999032-01	<b>SCS-1</b> - Spring Cushion Stop - use with DS/DSHO for 3'0" doors	N/A	\$158	\$168	\$158
999033-01	<b>SCS-2</b> - Spring Cushion Stop - use with DS/DSHO for 4'0" doors	N/A	\$168	N/A	N/A
999034	<b>DBPA</b> - Parallel Arm Drop Bracket	\$24	\$30	N/A	N/A

**Note:** When using a blade stop spacer in a narrow frame application you must use the Narrow Frame bracket for proper support.  
SCS requires the purchase of a PDQ DS or DSHO Arm. \*Included with closer. \*\*Included with hold open arm

5100 SERIES  
DOOR CLOSER

THIS PAGE LEFT BLANK INTENTIONALLY

TRADITIONAL STYLE

# 3100

COMMERCIAL  
SERIES

DOOR CONTROL

## SPECIFICATIONS

**HANDING:**

**OPERATION:**

**BODY:**

**ARM:**

**ARM OPTIONS:**

**PISTON:**

**ADJUSTMENT:**

**SIZE:**

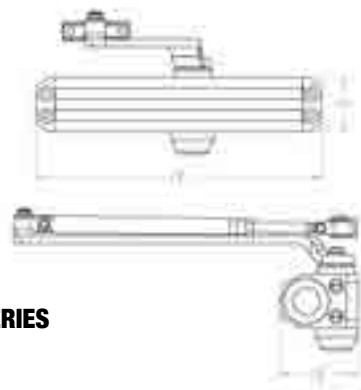
**MOUNTING:**

**COVER:**

**FINISHES:**

**CERTIFICATIONS, LISTINGS  
COMPLIANCES:**

**WARRANTY:**




### 3100 SERIES

The PDQ 3100 Series is a traditional style door control for use on commercial door applications. Fasteners are provided to facilitate installation on wood, hollow metal and aluminum doors and frames. The 3100 series is non-handed and tri-packed for maximum versatility to permit regular, top jamb and parallel arm installations. The common 9-1/16" mounting hole pattern permits simple installation on new or retrofit applications.

- Non-handed
- Rack and pinion design
- High strength aluminum alloy
- Round style arm assembly
- Hold Open Arm
- Track/Hold Open Arm
- DS/DSHO heavy duty parallel stop arm
- Spring Cushion Stop for DS/DSHO
- Hardened Steel
- Adjustable controlled closing
- Separate hydraulic backcheck standard
- Separate sweep, latch and backcheck intensity valves
- Adjustable spring size BF - 4 Factory pre-set to size 2.
- Adjustable spring size 3 - 6 Factory pre-set to size 3.
- Common 9-1/16" x 3/4" mounting hole pattern retrofits Yale® 50, Norton® 1600 (for more comparisons, see cross reference table)
- Tri-packed for regular, top jamb and parallel arm installations
- Sex nuts and bolts standard
- Self drilling self tapping screws available
- Fasteners furnished for wood or metal doors and frames
- Streamline plastic cover optional
- 689 (US28) – Aluminum, 695 (N/A) – Duro Bronze, 696 (US4) – Gold
- UL 228 listed
- ANSI/UL 10C listed
- Certified to ANSI/BHMA A156.4-2006 Grade 1
- Meets requirements of the Buy American Act
- Complies with ADA (Americans with Disabilities Act) and ICC/ANSI 117.1 for Accessible and Usable Buildings
- Twenty-Five (25) year limited warranty

**3100 SERIES**  
DOOR CLOSER



## HOW TO ORDER

SERIES	OPTIONS	FINISH
Closer Series	DS – Door Saver Arm DSHO – Door Saver Hold Open Arm <sup>2</sup> HO – Hold Open, Tri-Pack <sup>2</sup> PA – Tri-Pack (standard) SCS – Spring Cushion Stop SCSHO – Spring Cushion Stop Hold Open <sup>2</sup> SV – Streamline Cover TA – Track Arm TAHO – Track Arm Hold Open <sup>2</sup>	689 – Aluminum 695 – Duro Bronze 696 – Gold
<b>31</b>	<b>00</b>	<b>BC PA 689 SV</b>
00 – Adjustable Size 3-6 01 – Adjustable Size  BF -4	BC – Adjustable Hydraulic Backcheck (Standard)	Blank – SNB (standard) BP – Back Plate DBPA – Parallel Arm Drop Bracket DP – Drop Plate NFB – Narrow Frame Bracket SCS – Spring Cushion Stop SDST – Self Drilling Self Tapping Screws BS – Blade Stop Spacer SV – Streamline Plastic Cover
SIZE	BACKCHECK	ACCESSORIES

### NOTES

- 1 - Case quantity is 10 / Case weight is 50 lbs.  
 2 - Not appropriate for use on fire labeled doors

## SIZE SELECTOR

APPLICATION	CLOSER SIZE	INTERIOR	EXTERIOR
Regular / Top Jamb	3101  BF 1 2 3 4 5 6	5 lbf (36" door)	NA
		32"	28"
		36"	32"
		42"	36"
		48"	42"
		54"	48"
		58"	54"
Parallel Arm	3101  BF 1 2 3 4 5 6	5 lbf (36" door)	NA
		28"	NA
		32"	28"
		36"	32"
		42"	36"
		48"	42"
		54"	48"

Note: 3100 Series Closers can be adjusted to meet ADA barrier free applications. Strict compliance with ADA barrier free requirements may result with door not fully closing and latching. Check with local AHJ. Closer sizes may vary due to site conditions.



## CROSS REFERENCE

MANUFACTURER	PDQ	CAL ROY-AL®	CORBIN/RUSSWIN®	DORMA	DOR-O-MATIC®	HAGER®	K2®	LCN®	NORTON/YALE®	SARGENT®	STANLEY®	YALE
<b>SERIES</b>	3100	300	N/A	7400	SC60	5300 LESS COVER	ODC300	1260	1600/50	1130	D-1650	50
<b>MOUNTING HOLE PATTERN RETRO-FIT</b>	YES	YES	NO	NO	YES	NO	YES	YES	YES	YES	YES	YES

Information on this sheet is compiled from public documents and third parties. As a result, PDQ makes no guarantees as to their accuracy, content, quality or availability. Comparisons were made using the technical features only and are not commercial comparisons. Final suitability should be determined by a professional hardware consultant.

## CLOSERS

PART	DESCRIPTION	LIST PRICE PAINTED 689 695 696
3100 BC PA	Closer, 3-6, SNB (Tri-pack)	\$226
3100 BC PA SV	Closer, 3-6, SNB (Tri-pack), Streamline Cover	\$258
3100 BC PA HO	Closer, 3-6, hold open, SNB (Tri-pack)	\$350
3100 BC DS	Closer, 3-6, door saver, SNB (PA Only)	\$394
3100 BC DSHO	Closer, 3-6, door saver hold open, SNB (PA Only)	\$400
3100 BC SCS**	Closer, 3-6, door saver w/spring cushion stop, SNB (PA Only)	\$488
3100 BC SCSHO**	Closer, 3-6, door saver hold open w/spring cushion stop, SNB (PA Only)	\$532
3100 BC TA	Closer, 3-6, track arm, SNB (body only)	\$336
3100 BC TAHO	Closer, 3-6, track arm hold open, SNB (body only)	\$370
3101 BC PA*	Closer, BF*-4, SNB (Tri-pack)	\$230
3101 BC PA SV	Closer, BF-4, SNB (Tri-pack), Streamline Cover	\$260
3101 BC PA HO*	Closer, BF*-4, hold open, SNB (Tri-pack)	\$352
3101 BC DS*	Closer, BF*-4, door saver, SNB (PA Only)	\$369
3101 BC DSHO*	Closer, BF*-4, door saver hold open, SNB (PA Only)	\$402
3101 BC SCS* **	Closer, BF*-4, door saver w/ spring cushion stop, SNB (PA Only)	\$490
3101 BC SCSHO* **	Closer, BF*-4, door saver hold open w/spring cushion stop, SNB (PA Only)	\$534
3101 BC TA	Closer, 3-6, track arm, SNB (body only)	\$360
3101 BC TAHO	Closer, 3-6, track arm hold open, SNB (body only)	\$394

**\*\*FOR 4'0" X 8'0" DOORS USE SCS-2 ADD 10.00 LIST TO STANDARD SCS ARM PRICE**

\*BF = Barrier Free

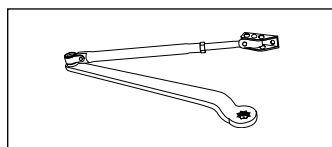
PDQ endeavors to stock all finishes shown in this price book for immediate shipment (1-2 days). However, we suggest you contact the factory to confirm availability for large jobs.

# 3100 SERIES

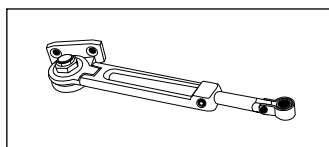
## OPTIONS

## LIST PRICE

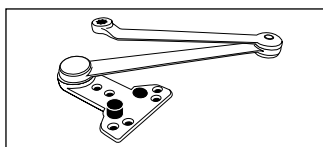
Effective November 1, 2016



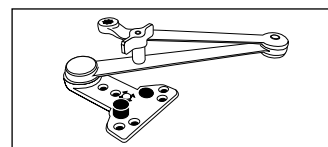
**REGULAR ARM - RA\*** — Can be mounted REG/TJ/PA (requires PA bracket)



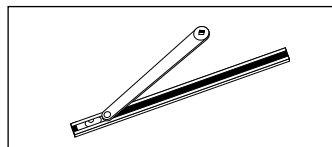
**HOLD OPEN ARM - HO** — Can be mounted REG/TJ/PA (requires PA bracket)



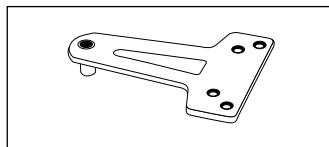
**DOOR SAVER ARM - DS**  
PA application only



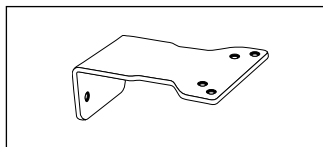
**DOOR SAVER ARM - DSHO**  
PA application only



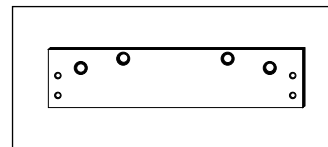
**TRACK ARM ASSEMBLY - TA**  
**TRACK ARM HOLD OPEN - TAHO**



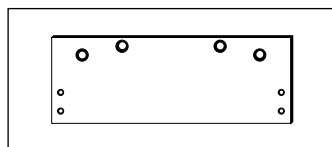
**PARALLEL ARM BRACKET - PA\***  
Non-hold open applications



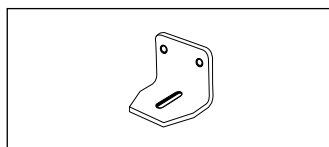
**PARALLEL ARM HO BRACKET - PAHO\*\***  
Hold open applications



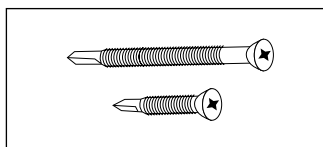
**BACK PLATE - BP** — For regular arm applications to clear mortised stop/holders or for TJ with limited ceiling clearance



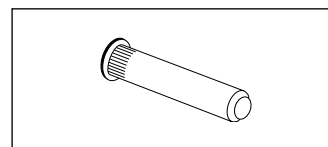
**TOP JAMB DROP PLATE - DPTJ** — Provides greater drop (TJ) than BP to provide clearance for surface applied stop/holder, also required for PA applications with limited top rail.



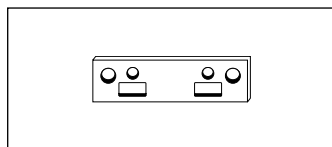
**NARROW FRAME BRACKET - NFB** — For use w/DS/DSHO arms & BS spacer for added reinforcement with narrow frame applications



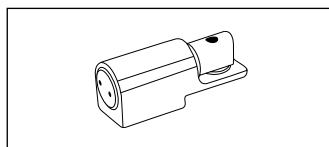
**SELF DRILLING SELF TAPPING SCREWS - SDST**



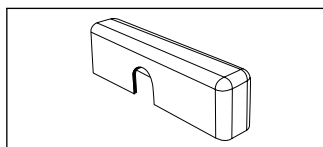
**SEX NUTS AND BOLTS - SNB\*** — For through bolting on unreinforced, hollow core, composite or labeled fire doors, 1-3/4" only



**BLADE STOP SPACER - BS** — Shims all PA brackets to clear 1/2" blade stop typical on aluminum storefront frames



**SPRING CUSHION STOP - SCS** — For use w/DS/DSHO (PA mount) arms only



**STREAMLINE PLASTIC COVER - SV**



**PARALLEL ARM DROP BRACKET - DBPA**  
PA application only

## ACCESSORIES

Parts discount applies

PART (SPECIFY FINISH)	DESCRIPTION	LIST PRICE			
		PAINTED 689 695 696	605	613	630
319003	<b>RA</b> - Regular Arm (NHO)*	\$82	N/A	N/A	N/A
319006	<b>SV</b> - Streamline Plastic Cover	\$27	N/A	N/A	N/A
319008	<b>BP</b> - Back Plate	\$44	N/A	N/A	N/A
319009	<b>DP</b> - Drop Plate	\$44	N/A	N/A	N/A
319020	<b>SP</b> - Screw Pack	\$9	N/A	N/A	N/A
999001	<b>PA</b> - Parallel Arm NHO Bracket*	\$14	N/A	N/A	N/A
999002	<b>HO</b> - Hold Open Arm	\$110	N/A	N/A	N/A
999004	<b>SNB</b> - Sex Nuts (set of 4)*	\$11	N/A	N/A	N/A
999005	<b>DS</b> - Door Saver Arm (PA only)	\$97	N/A	N/A	N/A
999007	<b>SDST</b> - Self Drilling Self Tapping Screws	\$18	N/A	N/A	N/A
999010	Door Saver Bumper Stop	\$8	N/A	N/A	N/A
999011	<b>NFB</b> - Narrow Frame Bracket for DS/DSHO Arm	\$31	N/A	N/A	N/A
999016	<b>DSHO</b> - Door Saver Hold Open Arm	\$116	N/A	N/A	N/A
999022	<b>PAHO</b> - Parallel Arm Hold Open Bracket**	\$35	N/A	N/A	N/A
999025	<b>TA</b> - Track Arm Assembly (Includes track, arm and screws)	\$114	N/A	N/A	N/A
999026	<b>BS</b> - Blade Stop Spacer	\$31	N/A	N/A	N/A
999027	<b>TAHO</b> - Track Arm Hold Open	\$148	N/A	N/A	N/A
999030	<b>HO KIT</b> - Can be added to TA Arm to make TAHO	\$31	N/A	N/A	N/A
999031	<b>SPBL</b> - Plastic spacer block for DS/DSHO Soffit Brackets	\$5	N/A	N/A	N/A
999034	<b>DBPA</b> - Parallel Arm Drop Bracket	\$24	\$30	N/A	N/A
999032-01	<b>SCS-1</b> - Spring Cushion Stop - use with DS/DSHO for 3'0" doors	N/A	\$158	\$158	\$148
999033-01	<b>SCS-2</b> - Spring Cushion Stop - use with DS/DSHO for 4'0" doors	N/A	\$168	\$168	\$158

Note: When using a blade stop spacer in a narrow frame application you must use the Narrow Frame bracket for proper support. SCS requires the purchase of a PDQ DS or DSHO Arm. \*Included with closer. \*\*Included with hold open arm

THIS PAGE LEFT BLANK INTENTIONALLY

# SPRING CUSHION STOP

## SPECIFICATIONS

**HANDING:**  
**DOOR SIZES:**

**NEW FINISHES:**

**WARRANTY:**

## LIST PRICE

Effective November 1, 2016

### SPRING CUSHION STOP



630 SATIN STAINLESS STEEL



613 OIL RUBBED BRONZE




605 BRIGHT BRASS

PDQ's SCS Series Spring Cushion Stop helps reduce wear and tear on the opening. As the door begins moving through backcheck to its maximum opening angle, the stop acts as a shock absorber, dampening the impact forces.

This unit is **an add on kit** that can be included as an option on DS/DSHO arms. It also can be installed on existing DS/DSHO arm applications using the existing threaded hole for the bumper stop and one of the mounting screw holes. The spring cushion kit is available in 2 spring sizes, so it can be tailored to provide more effective cushioning for specific door widths. Designed to be self aligning, this unit works with any door that incorporates a PDQ DS/DSHO arm with a cushioned bumper (won't fit with old style metal bumper). PDQ's Spring Cushion is manufactured with investment cast stainless steel for corrosion resistance and durability. The spring cushion option has been extensively tested in high abuse situations, and far exceeds the most demanding field conditions. The 999032-01/02 does not alter or decrease the strength of the DS/DSHO arm. Hand is determined in the field and reversible for LH and RH Doors.

- Field Reversible
  - SCS-1 for 3'0" X 8'0" doors
  - SCS-2 for 4'0" X 8'0" doors
  - 605 (US3) – Bright Brass (PVD), 613 (US10B) – Oil Rubbed Bronze (PVD), 630 (US32D) – Satin Stainless Steel
- Note: PVD (Physical Vapor Deposition) coated finishes offer outstanding resistance to wear, durability and corrosion.
- One (1) year limited warranty



NOTE: PLUNGER SHOWN IN RED TO ENHANCE THE CUSHIONING FEATURE.



STOP SHOWN BEFORE DOOR IS FULLY OPENED



STOP SHOWN WHEN DOOR IS FULLY OPENED

### SPRING CUSHION STOP

PART	DESCRIPTION	LIST PRICE		
		605	613	630
999032 Specify Finish	<b>SCS-1</b> - For 3'0" X 8'0" wood or hollow metal doors and frames	\$158	\$158	\$148
999033 Specify Finish	<b>SCS-2</b> - For 4'0" X 8'0" wood or hollow metal doors and frames	\$168	\$168	\$158

Ordering example: 999032 630

Parts discount applies

# EXIT DEVICE QUICK REFERENCE GUIDE

<p>● AVAILABLE ○ NOT AVAILABLE</p>	ARCHITECTURAL WIDE STILE				ARCHITECTURAL NARROW STILE		
	6200R	6200V	6200CV	6200M	6202R	6202V	6202CV
	RIM	SURFACE VERTICAL ROD	CONCEALED VERTICAL ROD	MORTISE	RIM	SURFACE VERTICAL ROD	CONCEALED VERTICAL ROD
<b>DEVICE</b>							
<b>CERTIFICATIONS/LISTINGS/WARRANTY</b>							
BHMA CERTIFIED TO ANSI A156.3 GRADE 1	●	●	●	●	●	●	●
FIRE LISTED TO UL10C	●	●	●	●	●	●	●
UL/ULC 305 LISTED FOR PANIC	●	●	●	●	●	●	●
FBC WINDSTORM LISTED	●	●	○	○	○	○	○
LIMITED WARRANTY	10 YEAR	10 YEAR	10 YEAR	10 YEAR	10 YEAR	10 YEAR	10 YEAR
<b>MECHANICAL OPTIONS</b>							
3 FT DOORS	●	●	●	●	●	●	●
4 FT DOORS	●	●	●	●	●	●	●
LESS BOTTOM ROD	○	●	●	○	○	●	●
CYLINDER DOGGING	●	●	●	●	●	●	●
<b>ELECTRICAL OPTIONS</b>							
ALARM	●	●	●	●	●	●	●
LATCH BOLT MONITORING	●	○	○	●	●	○	○
MOTORIZED LATCH RETRACTION	●	●	●	●	●	●	●
REQUEST TO EXIT SIGNAL SWITCH	●	●	●	●	●	●	●
REQUEST TO EXIT DUAL SIGNAL SWITCH	●	●	●	●	●	●	●
<b>TRIM</b>							
WIDE STILE ESCUTCHEON <sup>1</sup>	●	●	●	●	○	○	○
NARROW STILE ESCUTCHEON	●	●	○	○	●	●	●
SECTIONAL	●	●	○	○	○	○	○
GRIP PULL	●	●	○	○	●	●	●
PLATE AND PULL	●	●	○	○	○	○	○
<b>ELECTRONIC ACCESS CONTROL</b>							
MOTORIZED LOCKING/UNLOCKING (FAIL SECURE/FAIL SAFE)	●	●	●	○	○	○	○
STAND ALONE KEYPAD	●	●	○	○	○	○	○
<b>LEVER SHAPES</b>							
BOSTON	●	●	●	○	○	○	○
MIAMI	●	●	●	○	○	○	○
PHILADELPHIA	●	●	●	●	●	●	●
ORLANDO	●	●	●	○	○	○	○
<b>FINISHES, DEVICES</b>							
605 (US5) POLISHED BRASS	●	●	●	○	○	○	○
606 (US4) SATIN BRASS	●	●	○	○	○	○	○
613 (US10B) OIL RUBBED BRONZE	●	●	●	○	●	●	●
626 (US26D) SATIN CHROME	●	●	○	●	○	○	○
630 (US32D) SATIN STAINLESS STEEL	●	●	●	●	●	●	●
630F (US32D) FULL SATIN STAINLESS STEEL	●	●	●	●	○	○	○
ANTIMICROBIAL	●	●	●	●	●	●	●

# EXIT DEVICES

# 6200

# SERIES

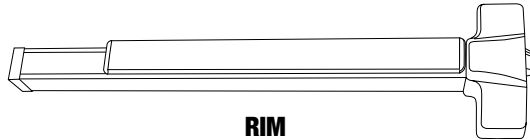
ARCHITECTURAL WIDE STILE



## LIST PRICE

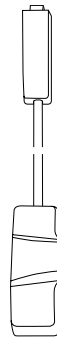
Effective November 1, 2016

The PDQ 6200 Series offers superior durability and security in commercial applications while providing compliance with life safety and fire code requirements. The 6200 Series is ideal for stocking distributors as the exit device is universal. The function is easily determined by selecting from the extensive line of available trim options. Units are non-handed to facilitate easy field installation. The 6200 is available in a variety of architectural finishes that will compliment any decor.



**RIM**  
**ANSI TYPE 1**

**SURFACE VERTICAL ROD**  
**ANSI TYPE 2**




**SURFACE VERTICAL ROD**  
**(LESS BOTTOM ROD)**  
**ANSI TYPE 2 LBR**

**CONCEALED VERTICAL ROD**  
**ANSI TYPE 7 & 8**



**CONCEALED VERTICAL ROD**  
**(LESS BOTTOM ROD)**  
**ANSI TYPE 7 & 8 LBR**



**MORTISE**  
**ANSI TYPE 3**

**6200 SERIES**  
EXIT DEVICE

### DOOR WIDTH CHART

PART	DESCRIPTION	FOR DOOR	MIN DOOR	MAX CUT <sup>1</sup>	PUSH PAD
<b>6201R/6202R</b>	6200 Rim Cylinder dogging	36"	30"	6"	18"
<b>6200R/6202R</b>	6200 Rim Regular dogging	36"	30"	6"	18"
<b>6200RF/6202RF</b>	6200 Rim Fire	36"	27"	9"	18"
<b>6201V</b>	6200 SVR Cylinder dogging	36"	30"	6"	18"
<b>6200V</b>	6200 SVR Regular dogging	36"	30"	6"	18"
<b>6200VF</b>	6200 SVR Fire	36"	27"	9"	18"
<b>6200CV</b>	6200 SVR Regular dogging <sup>o</sup>	36"	30"	6"	18"
<b>6200CVF</b>	6200 SVR Fire	36"	27"	9"	18"
<b>6201RA</b>	6200 Rim Cylinder dogging	48"	35"	13"	22"
<b>6200RA/6202RA</b>	6200 Rim Regular dogging	48"	34"	14"	22"
<b>6200RFA/6202RFA</b>	6200 Rim Fire	48"	33"	15"	22"
<b>6201VA</b>	6200 SVR Cylinder dogging	48"	35"	13"	22"
<b>6200VA</b>	6200 SVR Regular dogging	48"	34"	14"	22"
<b>6200VFA</b>	6200 SVR Fire	48"	33"	15"	22"

Note 1: For electrified options, consult installation instructions or contact PDQ Technical Service.



# EXIT DEVICES

# 6200

# SERIES

ARCHITECTURAL WIDE STILE

## RIM

### SPECIFICATIONS

#### CHASSIS:

#### RAIL:

#### TOUCH PAD:

#### TOUCH PAD RAIL

#### AND FILLER:

#### LATCH:

#### STRIKE/BACKSET:

#### PROJECTION:

#### HAND:

#### DOGGING:

#### MINIMUM STILE WIDTH:

#### DOOR THICKNESS:

#### DOOR WIDTH:

#### FINISHES:

#### FASTENERS:

#### MOUNTING HEIGHT:

#### CERTIFICATIONS, LISTINGS COMPLIANCES:

#### WARRANTY:

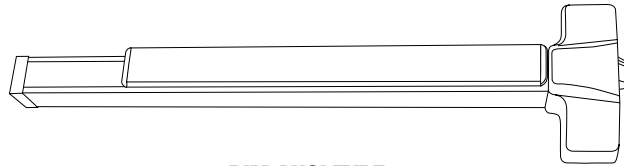


## LIST PRICE

Effective November 1, 2016



**NOW AVAILABLE WITH 630 SATIN  
STAINLESS STEEL ROLL FORMED  
TOUCH PAD RAIL AND FILLER!!**



**RIM ANSI TYPE 1**

- Corrosion resistant plated steel
- Extruded aluminum
- Stainless steel
- Extruded aluminum (standard)
- For Roll Formed 630 Satin Stainless, specify finish 630F
- 2-3/4" backset
- Supplied standard for 161 prep with 5/8" stop and door gap of 1/8"
- 3-1/16" (78mm) projection
- 2-19/32" (66mm) projection when dogged
- Device is non-handed
- Most trim is non-handed, all handed trim is field reversible
- Hex key dogging standard
- Cylinder dogging optional
- No dogging on fire listed devices
- 4-1/4"
- 1-3/4" For other door thickness applications, contact PDQ Customer Service
- Supplied standard for 36" doors, "A" size units available, for maximum door width of 48"
- Consult Door Width Chart to determine correct device for your application
- 605 – Polished Brass, 606 – Satin Brass, 613 – Oil Rubbed Bronze, 626 – Satin Chrome, 630 – Satin Stainless Steel
- Optional \*Antimicrobial Coating available on 626 and 630 finishes only
- Device supplied with sex nuts, machine screws and wood screws
- Device centerline from finished floor: 40" (1016mm)
- UL/ULC 305 listed for "Panic", UL10C Listed for "Fire Exit Hardware" up to 3 hours for 4'0" x 8'0" maximum single, 8'0" x 8'0" maximum pairs
- Certified to ANSI/BHMA A156.3-2008 Grade 1
- Windstorm Rated - Florida Building Code HVHZ (High Velocity Hurricane Zone) listed. Contact PDQ Technical Service for more information. Specify suffix "WS". Rim devices only.
- Complies with ADA (Americans with Disabilities Act) and ICC/ANSI 117.1 for Accessible and Usable Buildings
- Meets requirements of the Buy American Act
- Ten (10) year limited warranty

**6200 SERIES**  
RIM EXIT DEVICE

## CROSS REFERENCE

DESCRIPTION	PDQ	CORBIN	DORMA	FALCON	HAGER	SARGENT	VON DUPRIN	YALE
RIM, HEX DOGGING	6200R	ED5200	9300	18-R	4501 RIM 0	8800	99-E0	7100
RIM, CYLINDER DOGGING	6201R	ED5200-M52	CD9300	CD-18-R	4501 RIM FR	16-8800	CD-99-E0	7105
RIM, FIRE LISTED	6200RF	ED5200A	F9300	F-18-R	4501 RIM FR	12-8800	99E0-F	7100F

Information on this sheet is compiled from public documents and third parties. As a result, PDQ makes no guarantees as to their accuracy, content, quality or availability. Comparisons were made using the technical features only and are not commercial comparisons. Final suitability should be determined by a professional Architectural Hardware Consultant.



# 6200 RIM EXIT DEVICE

## LIST PRICE

Effective November 1, 2016

## HOW TO ORDER

SERIES	DEVICE TYPE	DOOR WIDTH	FINISH	
Exit Device Series	R – Rim	BLANK – For 3' Doors (Default) A – For doors up to 4' Consult Door Width Chart to determine correct device for your application	605 – Polished Brass 606 – Satin Brass 613 – Oil Rubbed Bronze 626 – Satin Chrome 630 – Satin Stainless Steel 630F – Full Stainless Steel	
62	00*	R	—	630
00 – Hex Key Dogging (Default) 01 – Cylinder Dogging  * Dogging Not Furnished With Fire Listed Devices	BLANK – Panic Listed (Default) F – Fire Listed WS – Windstorm rated	AL LHR - Alarm Option, Left Hand Reverse AL RHR - Alarm Option, Right Hand Reverse LM - Latch Bolt Monitoring MLR - Motorized Latch Retraction SS - Signal Switch, Request to Exit or Monitoring SS-2 - Dual Signal Switch, Request to Exit and Monitoring	AM – Antimicrobial	
DOGGING	LABELING	OPTIONS	SPECIAL FINISH COATING	

### 6200 SERIES RIM EXIT DEVICE

PART	DESCRIPTION	LIST PRICE			
		630	630F	626	605/606/613
6200R	Rim, UL panic listed, hex key dogging, 3'0" door	\$1004	\$1179	\$1081	\$1123
6201R	Rim, UL panic listed, cylinder dogging 3'0" door	\$1123	\$1244	\$1208	\$1248
6200RF	Rim, UL fire listed, no dogging 3'0" door	\$1144	\$1306	\$1220	\$1290
6200RA	Rim, UL panic listed, hex key dogging, 4'0" door	\$1068	\$1290	\$1157	\$1192
6201RA	Rim, UL panic listed, cylinder dogging 4'0" door	\$1187	\$1396	\$1272	\$1337
6200RFA	Rim, UL fire listed, no dogging 4'0" door	\$1209	\$1418	\$1295	\$1337

## WINDSTORM

PART	DESCRIPTION	LIST PRICE			
		630	630F	626	605/606/613
6200R-WS	Rim, UL panic listed, hex key dogging, 3'0" door	\$1052	\$1230	\$1132	\$1174
6201R-WS	Rim, UL panic listed, cylinder dogging 3'0" door	\$1174	\$1295	\$1259	\$1298
6200RF-WS	Rim, UL fire listed, no dogging 3'0" door	\$1194	\$1357	\$1292	\$1340
6200RA-WS	Rim, UL panic listed, hex key dogging, 4'0" door	\$1119	\$1341	\$1202	\$1243
6201RA-WS	Rim, UL panic listed, cylinder dogging 4'0" door	\$1238	\$1447	\$1323	\$1388
6200RFA-WS	Rim, UL fire listed, no dogging 4'0" door	\$1260	\$1469	\$1346	\$1388

Notes for Windstorm rated devices: Includes required reinforcement brackets. Device must be through-bolted for exit only or EW series trim




























































































































































































































Available with all available electrified options.

PDQ endeavors to stock all finishes shown in this price book for immediate shipment (1-2 days, less keying). However, we suggest you contact the factory to confirm availability for large jobs.

# 6200 RIM EXIT DEVICE

**LIST PRICE**  
Effective November 1, 2016

## TRIM OPTIONS FOR 6200 SERIES RIM EXIT DEVICE

				LEVER DESIGN				ARCHITECTURAL FINISHES					PAINTED FINISHES		
ANSI FUNCTION	DESCRIPTION	TRIM TYPE		BSN	PHL	MIA	ORL	605	606	613	619 625	626	630	689	695
02	Dummy Trim (Rigid Lever)	6 EW 02													
		6 EN 02													
		6 S 02													
		6 P 02													
		6 GW 02													
03  04	Night Latch	6 EN 03 or 04													
	Night Latch with Cylinder Dogging	6 P 03 or 04													
		6 GW 03 or 04													
05	Classroom w/Thumbpiece	6 GW 05													
08	Classroom w/Lever	6 EW 08													
		6S 08													
09	Storeroom w/Lever	6 EW 09													
		6S 09													
14	Passage w/Lever	6 EW 14													
		6 EN 14													
		6S 14													
15	Passage w/Thumbpiece	6 GW 15													

**6200 SERIES**  
RIM EXIT DEVICE

THIS PAGE LEFT BLANK INTENTIONALLY

# EXIT DEVICES

# 6200

# SERIES

ARCHITECTURAL WIDE STILE

## SURFACE

## VERTICAL ROD

### SPECIFICATIONS

#### CHASSIS:

#### RAIL:

#### TOUCH PAD:

#### TOUCH PAD RAIL AND FILLER:

#### LATCHES:

#### BACKSET:

#### PROJECTION:

#### HAND:

#### DOGGING:

#### MINIMUM STILE WIDTH:

#### DOOR THICKNESS:

#### DOOR WIDTH:

#### FINISHES:

#### FASTENERS:

#### MOUNTING HEIGHT:

#### VERTICAL RODS:

#### CERTIFICATIONS, LISTINGS COMPLIANCES:

#### WARRANTY:



LISTED

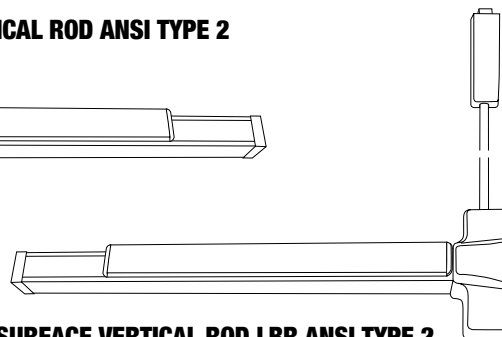
## LIST PRICE

Effective November 1, 2016



**NOW AVAILABLE WITH 630 SATIN  
STAINLESS STEEL ROLL FORMED  
TOUCH PAD RAIL AND FILLER!!**

### SURFACE VERTICAL ROD ANSI TYPE 2



### SURFACE VERTICAL ROD LBR ANSI TYPE 2

- Corrosion resistant plated steel
- Extruded aluminum
- Stainless steel
- Extruded aluminum (standard)
- For Roll Formed 630 Satin Stainless, specify finish 630F
- Top Latch — Pullman with dead latching 5/8" (16mm) throw
- Bottom Latch — Pullman with 5/8" (16mm) throw, held retracted during door swing
- 2-3/4" backset
- 3-1/16" (78mm) projection
- 2- 19/32" (66mm) projection when dogged
- Device is non-handed
- Most trim is non-handed, all handed trim is field reversible
- Hex key dogging standard
- Cylinder dogging optional
- No dogging on fire listed devices
- 4-1/4"
- 1-3/4" For other door thickness applications, contact PDQ Customer Service
- Supplied standard for 36" doors, "A" size units available, for maximum door width, of 48"
- Consult Door Width Chart to determine correct device for your application
- 605 — Polished Brass, 606 — Satin Brass, 613 — Oil Rubbed Bronze, 626 — Satin Chrome, 630 — Satin Stainless Steel
- Optional \*Antimicrobial Coating available on 626 and 630 finishes only
- Device supplied with sex nuts, wood screws and machine screws
- Device centerline from finished floor: 40" (1016mm)
- 1/2" (13mm) diameter tubular stock for 7" doors (Default). (Optional rod extensions available for doors up to 10')
- UL/ULC 305 listed for "Panic", UL10C Listed for "Fire Exit Hardware" labeled for up to 3 hours for 4'0" x 10'0" maximum single, 8'0" x 10'0" maximum pairs
- Certified to ANSI/BHMA A156.3-2008 Grade 1
- Windstorm Rated - Florida Building Code HVHZ (High Velocity Hurricane Zone) listed. Contact PDQ Technical Service for more information.
- Complies with ADA (Americans with Disabilities Act) and ICC/ANSI 117.1 for Accessible and Usable Buildings
- Meets requirements of the Buy American Act.
- Ten (10) year limited warranty

**6200 SERIES**  
SURFACE VERTICAL ROD  
EXIT DEVICE



# 6200 SURFACE VERTICAL ROD EXIT DEVICE

**LIST PRICE**  
Effective November 1, 2016

## CROSS REFERENCE

DESCRIPTION	PDQ	CORBIN	DORMA	FALCON	HAGER	SARGENT	VON DUPRIN	YALE
SURFACE VERTICAL ROD HEX DOGGING	6200V	ED5400	9400	18-V	4501 SVR 0	8700	9927-EO	7110
SURFACE VERTICAL ROD CYLINDER DOGGING	6201V	ED5400-M52	CD9400	CD-18-V	4501 SVR CD	16-8700	9927-EO-F	7115
SURFACE VERTICAL ROD FIRE LISTED	6200VF	ED5400A	F9400	F-18-V	4501 SVR FR	12-8700	9927-EO-F	7110F
SURFACE VERTICAL ROD HEX DOGGING LESS BOTTOM ROD	6200VLBR	ED5400-M55	F9400 LB	18-V-LBR	4501 LBR 0	NB8700	9927-EO-LBR	7170 LBR
SURFACE VERTICAL ROD CYLINDER DOGGING LESS BOTTOM ROD	6201VLBR	ED5400-M55-M52	CD9400 LB	CD-18-V-LBR	4501 LBR CD	16-NB8700	CD-9927-EO-LBR	7175 LBR

Information on this sheet is compiled from public documents and third parties. As a result, PDQ makes no guarantees as to their accuracy, content, quality or availability. Comparisons were made using the technical features only and are not commercial comparisons. Final suitability should be determined by a professional hardware consultant.

PART	DESCRIPTION	LIST PRICE			
		630	630F	626	605/606/613
6200V	Surface vertical rod, UL panic listed, hex key dogging, 3'0" door	\$1435	\$1703	\$1518	\$1643
6200VLBR	Surface vertical rod, less bottom rod, UL panic listed, hex key dogging, 3'0" door	\$1438	\$1706	\$1524	\$1646
6201V	Surface vertical rod, UL panic listed, cylinder dogging, 3'0" door	\$1477	\$1745	\$1560	\$1685
6200VF	Surface vertical rod, UL fire listed, no dogging, 3'0" door	\$1538	\$1799	\$1614	\$1739
6200VFLBR	Surface vertical rod, less bottom rod, UL fire listed, no dogging, 3'0" door	\$1544	\$1802	\$1617	\$1742
6200VA	Surface vertical rod, UL panic listed, hex key dogging, 4'0" door	\$1517	\$1778	\$1593	\$1718
6200VALBR	Surface vertical rod, less bottom rod, UL panic listed, hex key dogging, 4'0" door	\$1520	\$1781	\$1596	\$1721
6201VA	Surface vertical rod, UL panic listed, dogging, 4'0" door	\$1564	\$1833	\$1648	\$1773
6200VFA	Surface vertical rod, UL fire listed, no dogging, 4'0" door	\$1634	\$1868	\$1683	\$1808
6200VFALBR	Surface vertical rod, less bottom rod, UL fire listed, no dogging, 4'0" door	\$1637	\$1873	\$1688	\$1813

**Note: For functions and finishes not shown, contact PDQ Customer Service.**

PDQ endeavors to stock all finishes shown in this price book for immediate shipment (1-2 days, less keying). However, we suggest you contact the factory to confirm availability for large jobs.

# 6200 SURFACE VERTICAL ROD EXIT DEVICE

**LIST PRICE**

Effective November 1, 2016

## HOW TO ORDER




































































































SERIES	DEVICE TYPE	DOOR WIDTH	OPTIONS	FINISH
Exit Device Series	V – Surface Vertical Rod	BLANK – For 3' Doors (Default) A – For doors up to 4' Consult Door Width Chart to determine correct device for your application	AL LHR - Alarm Option, Left Hand Reverse AL RHR - Alarm Option, Right Hand Reverse MLR - Motorized Latch Retraction SS - Signal Switch, Request to Exit or Monitoring SS-2 - Dual Signal Switch, Request to Exit and Monitoring	605 – Polished Brass 606 – Satin Brass 613 – Oil Rubbed Bronze 626 – Satin Chrome 630 – Satin Stainless Steel 630F – Full Stainless Steel
62 00*	V —	— 7	— —	630 —
00 – Hex Key Dogging (Standard) 12 – Cylinder Dogging * Dogging Not Furnished With Fire Labeled Devices	BLANK – Panic Listed (Default) F – Fire Listed	7 – 7ft (default) 8 – 8ft 9 – 9ft 10 – 10ft	LBR – Less Bottom Rod	AM – Anti-microbial
<b>DOGGING</b>	<b>LABELING</b>	<b>DOOR HEIGHT</b>	<b>VERTICAL RODS</b>	<b>SPECIAL FINISH COATING</b>

**6200 SERIES**  
SURFACE VERTICAL ROD  
EXIT DEVICE

# 6200 SURFACE VERTICAL ROD EXIT DEVICE

**LIST PRICE**  
Effective November 1, 2016

## TRIM OPTIONS FOR 6200 SERIES SURFACE VERTICAL ROD

				LEVER DESIGN				ARCHITECTURAL FINISHES					PAINTED FINISHES			
ANSI FUNCTION	DESCRIPTION	TRIM TYPE		BSN	PHL	MIA	ORL	605	606	613	619 625	626	630	689	695	
02	Dummy Trim (Rigid Lever)	6 EW 02											—	—	—	
		6 EN 02		—		—	—	—	—	—		—	—		—	—
		6 S 02					—				—		—	—	—	
		6 P 02		—	—	—	—	—	—	—	—	—	—			
		6 GW 02		—	—	—	—	—	—		—	—		—	—	
03	Night Latch	6 EN 03 or 04		—		—	—	—	—		—	—		—	—	
04	Night Latch with Cylinder Dogging	6 P 03 or 04		—	—	—	—	—	—	—	—	—	—			
		6 GW 03 or 04		—	—	—	—	—	—		—	—		—	—	
05	Classroom w/Thumbpiece	6 GW 05		—	—	—	—	—	—		—	—		—	—	
08	Classroom w/Lever	6 EW 08											—	—	—	
		6 EN 08		—		—	—	—	—	—		—	—		—	—
		6S 08					—				—		—	—	—	
09	Storeroom w/Lever	6 EW 09											—	—	—	
		6S 09					—				—		—	—	—	
14	Passage w/Lever	6 EW 14											—	—	—	
		6 EN 14		—		—	—	—	—	—		—	—		—	—
		6S 14					—				—		—	—	—	
15	Passage w/Thumbpiece	6 GW 15		—	—	—	—	—	—		—	—		—	—	

**6200 SERIES**  
SURFACE VERTICAL ROD  
EXIT DEVICE



# EXIT DEVICES

# 6200

# SERIES

ARCHITECTURAL WIDE STILE

## CONCEALED VERTICAL ROD

### SPECIFICATIONS

#### CHASSIS:

#### RAIL:

#### TOUCH PAD:

#### TOUCH PAD RIAL

#### AND FILLER:

#### LATCHES:

#### BACKSET:

#### PROJECTION:

#### HAND:

#### DOGGING:

#### MINIMUM STILE WIDTH:

#### DOOR THICKNESS:

#### DOOR WIDTH:

#### FINISHES:

#### FASTENERS:

#### MOUNTING HEIGHT:

#### VERTICAL RODS:

#### CERTIFICATIONS, LISTINGS COMPLIANCES:

#### WARRANTY:



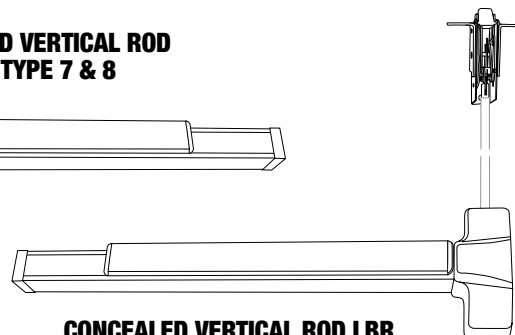
## LIST PRICE

Effective November 1, 2016



**NOW AVAILABLE WITH 630 SATIN  
STAINLESS STEEL ROLL FORMED  
TOUCH PAD RAIL AND FILLER!!**

#### CONCEALED VERTICAL ROD ANSI TYPE 7 & 8



#### CONCEALED VERTICAL ROD LBR ANSI TYPE 7 & 8 LBR

- Corrosion resistant plated steel
- Extruded aluminum
- Stainless steel
- Extruded aluminum (standard) • For Roll Formed 630 Satin Stainless, specify finish 630F
- Top Latch — Pullman with dead latching 5/8" (16mm) throw
- Bottom Latch — Pullman with 5/8" (16mm) throw, held retracted during door swing
- 2-3/4" backset
- 3-1/16" (78mm) projection • 2-19/32" (66mm) projection when dogged
- Device and trim are non-handed
- Hex key dogging standard • Cylinder dogging optional
- No dogging on fire listed devices
- 4-1/4"
- 1-3/4" For other door thickness applications, contact PDQ Customer Service
- Supplied standard for 36" doors, "A" size units available, for maximum door width, of 48"
- Consult Door Width Chart to determine correct device for your application
- 605 — Polished Brass, 606 — Satin Brass, 613 — Oil Rubbed Bronze, 626 — Satin Chrome, 630 — Satin Stainless Steel
- Optional \*Antimicrobial Coating available on 626 and 630 finishes only
- Device supplied with sex nuts, wood screws and machine screws
- Device centerline from finished floor: 40" (1016mm)
- 1/2" (13mm) diameter tubular stock for 7' doors (Default). (Optional rod extensions available for doors up to 10')
- UL/ULC 305 listed for "Panic", UL10C Listed for "Fire Exit Hardware" labeled for up to 3 hours for 4'0" x 10'0" maximum single, 8'0" x 8'0" maximum pairs
- Certified to ANSI/BHMA A156.3-2008 Grade 1
- Complies with ADA (Americans with Disabilities Act) and ICC/ANSI 117.1 for Accessible and Usable Buildings
- Meets requirements of the Buy American Act.
- Ten (10) year limited warranty

**6200 SERIES**  
CONCEALED VERTICAL ROD  
EXIT DEVICE

# 6200 CONCEALED VERTICAL ROD EXIT DEVICE

**LIST PRICE**  
Effective November 1, 2016

## CROSS REFERENCE

DESCRIPTION	PDQ	CORBIN	DORMA	FALCON	HAGER	SARGENT	VON DUPRIN	YALE
CONCEALED VERTICAL ROD HEX DOGGING	6200CV	ED5860	9100	18-C-WDC	4500 CVR	WD8600	9847-WDC-EO	7160
CONCEALED VERTICAL ROD CYLINDER DOGGING	6201CV	ED5860-M52	9100 CD	CD-18-C-WDC	4500 CVR CD	16-WD8600	CD-9847- WDC-EO	7165
CONCEALED VERTICAL ROD FIRE LISTED	6200CVF	ED5860B	F9100	F-18-C-WDC	4500 CVR FR	12-WD8600	9847-EO-F	7160F
CONCEALED VERTICAL ROD HEX DOGGING (METAL & WOOD)	6200CVF	ED5800	9100	18-C	4500 CVR	AD8600	9847-EO	7120
CONCEALED VERTICAL ROD CYLINDER DOGGING (METAL & WOOD)	6201CV	ED5800-M52	9100 CD	CD-18-C	4500 CVR CD	16-AD8600	CD9847-EO	7125
CONCEALED VERTICAL ROD FIRE LISTED (METAL & WOOD)	6200CVF	ED5800A	F9100	F-18-C	4500 CVR FR	12-AD8600	9847-EO-F	7120F

Information on this sheet is compiled from public documents and third parties. As a result, PDQ makes no guarantees as to their accuracy, content, quality or availability. Comparisons were made using the technical features only and are not commercial comparisons. Final suitability should be determined by a professional hardware consultant.

# 6200 CONCEALED VERTICAL ROD EXIT DEVICE

## LIST PRICE

Effective November 1, 2016

## HOW TO ORDER

SERIES	DEVICE TYPE	DOOR WIDTH	OPTIONS	FINISH
Exit Device Series	CV – Concealed Vertical Rod	BLANK – For 3' Doors (Default) A – For doors up to 4' Consult Door Width Chart to determine correct device for your application	AL LHR - Alarm Option, Left Hand Reverse AL RHR - Alarm Option, Right Hand Reverse MLR - Motorized Latch Retraction SS - Signal Switch, Request to Exit or Monitoring SS-2 - Dual Signal Switch, Request to Exit and Monitoring	605 – Polished Brass 606 – Satin Brass 613 – Oil Rubbed Bronze 626 – Satin Chrome 630 – Satin Stainless Steel 630F – Full Stainless Steel
62 00*	CV —	— 7	— —	630 —
00 – Hex Key Dogging (Standard) 01 – Cylinder Dogging * Dogging Not Furnished With Fire Labeled Devices	BLANK – Panic Listed (Default) F – Fire Listed	7 – 7ft (default) 8 – 8ft 9 – 9ft 10 – 10ft	LBR – Less Bottom Rod	AM – Antimicrobial
DOGGING	LABELING	DOOR HEIGHT	VERTICAL RODS	SPECIAL FINISH COATING

PART	DESCRIPTION	LIST PRICE			
		630	630F	626/606	605/613
6200CV	Concealed vertical rod, UL panic listed, hex key dogging, 3'0" door	\$1605	\$1784	\$1688	\$1734
6201CV	Concealed vertical rod, UL panic listed, cylinder dogging, 3'0" door	\$1683	\$1793	\$1768	\$1810
6200CV LBR	Concealed vertical rod, less bottom rod, UL panic listed, hex key dogging, 3'0" door	\$1705	\$1884	\$1788	\$1834
6201CV LBR	Concealed vertical rod, less bottom rod, UL panic listed, cylinder dogging, 3'0" door	\$1785	\$1893	\$1868	\$1910
6200CVF	Concealed vertical rod, UL fire listed, no dogging, 3'0" door	\$1724	\$1920	\$1807	\$1845
6200CVF LBR	Concealed vertical rod, less bottom rod, UL fire listed, no dogging, 3'0" door	\$1824	\$2020	\$1907	\$1945
6200CVA	Concealed vertical rod, UL panic listed, hex key dogging, 4'0" door	\$1704	\$1945	\$1787	\$1770
6201CVA	Concealed vertical rod, UL panic listed, cylinder dogging, 4'0" door	\$1788	\$2044	\$1871	\$1870
6200CVLBR	Concealed vertical rod, UL panic listed, hex dogging, 4'0" door	\$1804	\$2045	\$1887	\$1874
6200CVFA	Concealed vertical rod, UL Fire Listed, no dogging, 4'0" door	\$1839	\$2081	\$1922	\$1909
6200CVFA LBR	Concealed vertical rod, less bottom rod, UL Fire Listed, no dogging, 4'0" door	\$1939	\$2181	\$2022	\$2009

Note: For functions and finishes not shown, contact PDQ Customer Service.

PDQ endeavors to stock all finishes shown in this price book for immediate shipment (1-2 days, less keying). However, we suggest you contact the factory to confirm availability for large jobs.

6200 SERIES  
CONCEALED VERTICAL ROD  
EXIT DEVICE



# 6200 CONCEALED VERTICAL ROD EXIT DEVICE

**LIST PRICE**  
Effective November 1, 2016

## TRIM OPTIONS FOR 6200 SERIES CONCEALED VERTICAL ROD

				LEVER DESIGN				ARCHITECTURAL FINISHES				
ANSI FUNCTION	DESCRIPTION	TRIM TYPE		BSN	PHL	MIA	ORL	605	606	613	625	626
02	Dummy Trim (Rigid Lever)	6 EW 02										
08	Classroom w/Lever	6 EW 08										
09	Storeroom w/Lever	6 EW 09										
14	Passage w/Lever	6 EW 14										

**Notes:** For conventional mortise cylinders (default), only available in SCC keyway.  
Optional cylinders: Available in 6 and 7 pin SFIC.

# EXIT DEVICES

# 6200

# SERIES

ARCHITECTURAL WIDE STILE

## MORTISE

### SPECIFICATIONS

CHASSIS:

RAIL:

TOUCH PAD:

TOUCH PAD RAIL  
AND FILLER:

STRIKE:

PROJECTION:

HAND:

DOGGING:

MINIMUM STILE WIDTH:

DOOR THICKNESS:

DOOR WIDTH:

FINISHES:

FASTENERS:

MOUNTING HEIGHT:

CERTIFICATIONS, LISTINGS  
COMPLIANCES:

WARRANTY:



LISTED

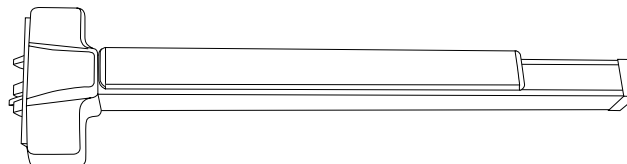


## LIST PRICE

Effective November 1, 2016



**NOW AVAILABLE WITH 630 SATIN  
STAINLESS STEEL ROLL FORMED  
TOUCH PAD RAIL AND FILLER!!**



**MORTISE ANSI TYPE 3**

- Corrosion resistant plated steel
- Extruded aluminum
- Stainless steel
- Extruded aluminum (standard)
- For Roll Formed 630 Satin Stainless, specify finish 630F
- ASA Type
- 3-1/16" (78mm) projection
- 2-19/32" (66mm) projection when dogged
- Handed, field reversible
- Hex key dogging standard
- Cylinder dogging optional
- No dogging on fire listed devices
- 4-1/4"
- 1-3/4" For other door thickness applications, contact PDQ Customer Service
- Supplied standard for 36" doors.
- Consult Door Width Chart to determine correct device for your application
- 626 – Satin Chrome, 630 – Satin Stainless Steel
- Optional \*Antimicrobial Coating available on 626 and 630 finishes only
- Device supplied with sex nuts, wood screws and machine screws.
- Device centerline from finished floor: 40" (1016mm)
- UL/ULC 305 listed for "Panic", UL10C Listed for "Fire Exit Hardware" to 3 hours for 4'0" x 8'0" maximum
- On double door application only one mortise device per pair. Second door of pair secured by vertical rod device or other means
- Certified to ANSI/BHMA A156.3-2008 Grade 1
- Complies with ADA (Americans with Disabilities Act) and ICC/ANSI 117.1 for Accessible and Usable Buildings
- Meets requirements of the Buy American Act.
- Ten (10) year limited warranty

**6200 SERIES**  
MORTISE EXIT DEVICE

## CROSS REFERENCE

ANSI TYPE / FUNCTION	PDQ	CORBIN	DORMA	FALCON	HAGER	SARGENT	VON DUPRIN	YALE
MORTISE HEX DOGGING	6200MR	ED5600	9500	25-M	4500 MOR	8900	9875/9975	7130
MORTISE CYLINDER DOGGING	6201MR	ED5600-M52	9500 CD	CD25-M	4500 MOR CD	16-8900	CD9875 CD9975	7135
MORTISE FIRE LISTED	6200MRF	ED5600A	F9500	F25-M	4500 MOR FR	12-8900	9875F 9975F	7130(F)

Information on this sheet is compiled from public documents and third parties. As a result, PDQ makes no guarantees as to their accuracy, content, quality or availability. Comparisons were made using the technical features only and are not commercial comparisons. Final suitability should be determined by a professional hardware consultant.



# 6200 MORTISE EXIT DEVICE

## LIST PRICE

Effective November 1, 2016

### HOW TO ORDER

SERIES	DEVICE TYPE AND FUNCTION	DOOR WIDTH	FINISH	
Exit Device Series	MR 01 – Exit Only, No Trim MR 02 – Dummy Trim MR 08 – Classroom MR 14 – Passage	BLANK – For 3' Doors (Default) A – For doors up to 4' Consult Door Width Chart to determine correct device for your application	605 – Polished Brass 606 – Satin Brass 613 – Oil Rubbed Bronze 626 – Satin Chrome 630 – Satin Stainless Steel 630F – Full Stainless Steel	
62	00*	MR08	F	—
00 – Hex Key Dogging (Default) 01 – Cylinder Dogging * Dogging Not Furnished With Fire Listed Devices	BLANK – Panic Listed (Default) F – Fire Listed	AL LHR - Alarm Option, Left Hand Reverse AL RHR - Alarm Option, Right Hand Reverse LM - Latch Bolt Monitoring (Contact PDQ Customer Service) MLR - Motorized Latch Retraction SS - Signal Switch, Request to Exit or Monitoring SS-2 - Dual Signal Switch, Request to Exit and Monitoring	AM – Antimicrobial	
DOGGING	LABELING	OPTIONS	SPECIAL FINISH COATING	

6200 SERIES  
MORTISE EXIT DEVICE

PART (SPECIFY FUNCTION)	DESCRIPTION	LIST PRICE			
		630	630F	626	605/606/613
6200MR	Mortise, UL panic listed, hex key dogging, 3'0" door	\$1606	\$1826		
6201MR	Mortise, UL panic listed, cylinder dogging, 3'0" door	\$1690	\$1910		
6200MRF	Mortise, UL fire listed, no dogging, 3'0" door	\$1747	\$1967	See note below	See note below
6200MRA	Mortise, UL panic listed, hex key dogging, 4'0" door	\$1738	\$1958		
6201MRA	Mortise, UL panic listed, cylinder dogging, 4'0" door	\$1835	\$2055		
6200MRFA	Mortise, UL fire listed, no dogging, 4'0" door	\$1842	\$2062		

Note: For functions and finishes not shown, contact PDQ Customer Service.

PDQ endeavors to stock all finishes shown in this price book for immediate shipment (1-2 days, less keying). However, we suggest you contact the factory to confirm availability for large jobs.

# 6200 MORTISE EXIT DEVICE

**LIST PRICE**  
Effective November 1, 2016

## TRIM OPTIONS FOR 6200 SERIES MORTISE EXIT DEVICE

				LEVER DESIGN			ARCHITECTURAL FINISHES			
ANSI FUNCTION	DESCRIPTION	TRIM TYPE		BSN	PHL	MIA	605	606	613	630
02	Dummy Trim (Rigid Lever)	6 EWM 02					See note below			
03	Night Latch	6 EWM 03 or 04					See note below			
04	Night Latch with Cylinder Dogging									
08	Classroom w/Lever	6 EWM 08					See note below			
14	Passage w/Lever	6 EWM 14					See note below			

**Notes:** For conventional mortise cylinders (default), only available in SCC keyway.

Optional cylinders: Available in 6 and 7 pin SFIC.

For finishes not shown, contact PDQ Customer Service.

## WHEN IT'S BETTER TO BE SEEN AND NOT HEARD!! SPECIFY PDQ'S MLR SERIES MOTORIZED ELECTRIC LATCH RETRACTION



### FEATURES

- Ultra Quiet Operation
- For use with PDQ 6200 Wide Stile or 6202 Narrow Stile exit devices, panic and fire listed.
- Unique motor drive retracts Push Pad.
- Dual operation -maintained or momentary operation.
- Supports remote signaled electric dogging.
- Low power requirements. Interfaces with PDQ's 81440 2A 24VDC Filtered/Regulated Power Supply, and EL Series Electrified Power Transfer Hinges
- Suitable for pairing with Low Energy Power Operators
- Non-polarized leads
- On-board diagnostic LED lights
- UL Listed

### 88671 RETROFIT KIT

- Designed to field retrofit 6200 and 6202 series exit devices
- Includes motor drive module, connectors and fasteners.

### ELECTRICAL SPECIFICATIONS

Note: Operating voltage at  $\pm 10\%$  of rated voltage.

Input voltage: 24VDC

- Rated in-rush current: 1.0A.
  - Operational in-rush current: .85A.
  - Continuous current, electric dogging: .4A.
  - Recommended Power Supply: PDQ Model # 81440.
- Input: 120VAC, .9A, 50/60Hz 240VAC, .6A, 50/60Hz  
Output: 24VDC, 2A, filtered and regulated.

### PERFORMANCE

- Motor drive factory tested to over 500,000 cycles (Over 2 times the ANSI/BHMA 156.25 Grade 1 STD).



### ELECTRIFIED OPTIONS

ELECTRIFIED HINGES NOW AVAILABLE - SEE HINGE SECTION

OPTION	DESCRIPTION	LIST PRICE
AL LHR	Alarm Option, Left Hand Reverse	\$380
AL RHR	Alarm Option, Left Hand Reverse	\$380
LM	Latch Bolt Monitoring	\$208
MLR	Motorized Latch Retraction	\$858
SS	Signal Switch - Request to Exit or Monitoring	\$156
SS-2	Dual Signal Switch - Request to Exit and Monitoring	\$312

Note: Parts discount applies.

### POWER SUPPLIES

OPTION	DESCRIPTION	LIST PRICE
81440	Power Supply	\$595

Note: Parts discount applies.

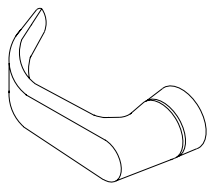
### ANTIMICROBIAL COATING

DESIGNATOR	DESCRIPTION	LIST PRICE ADD
AM	Antimicrobial coating applied to Touchbar and Chassis Cover	\$70.00

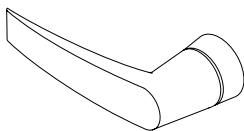
**Notes:**

- Parts discount applies
- 6 piece minimum required. Can be a mix of different products.
- Orders with less than 6 pieces need to be quoted and the list price add adjusted.
- Allow 2-3 weeks for delivery.

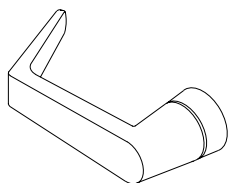
## LEVER SHAPES



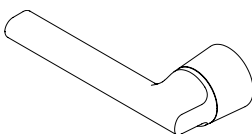
BOSTON 



MIAMI 



PHILADELPHIA 

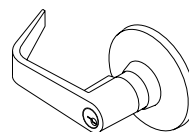


ORLANDO 

## TRIM TYPES



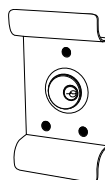
ESCUTCHEON



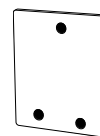
SECTIONAL 



GRIP PULL



PULL



PLATE

## ANSI TRIM FUNCTIONS

ANSI FUNCTION	DESCRIPTION
01	Exit only, no trim or blank escutcheon.
02	Entrance by trim when actuating bar is locked down (dummy trim).
03	Entrance by trim when latch bolt is retracted by key. Key removable only when locked (night latch).
04	Entrance by trim when latch bolt is retracted by key or set in retracted position by key (night latch with cylinder dogging). Requires 6201 device with cylinder dogging.
05	Entrance by thumb piece. Key locks or unlocks thumb piece (classroom thumb piece).
08	Entrance by knob or lever. Key unlocks lever (classroom lever).
09	Entrance by lever only when released by key. Key removable when locked (storeroom).
14	Entrance by trim when latch bolt is released by lever. Always active, no cylinder (passage lever).
15	Entrance by trim when latchbolt is released by thumb piece. Always active, no cylinder (passage thumb piece).

## FINISHES

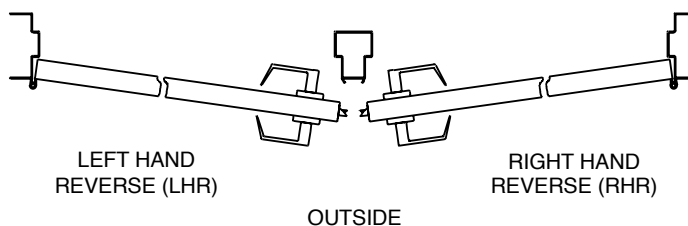
### ANSI (US) Description

#### ARCHITECTURAL

605 (US3)	Bright Brass, Clear Coated
606 (US4)	Satin Brass, Clear Coated
613 (US10B)	Oil Rubbed Bronze, No Coating
619 (US15)	Satin Nickel, No Coating
625 (US26)	Bright Chrome, No Coating
626 (US26D)	Satin Chromium Plated, No Coating
630 (US32D)	Satin Stainless Steel, No Coating (Grip Pull Trim Only)

## HANDING

### Out Swing Door



# 6200 SERIES EXIT DEVICE TRIM



**LIST PRICE**

Effective November 1, 2016

## ORDERING GUIDE

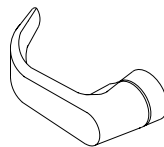
TYPE		LEVER SHAPES		FINISH <sup>6</sup>		SPECIAL FINISH COATING <sup>7</sup>		KEYWAY <sup>4</sup>		KEYING <sup>6</sup>	
<b>GW</b> — Grip Pull, Wide Stile <b>P</b> — Plate/Pull <b>S</b> — Sectional <b>EN</b> — Escutcheon, Narrow Stile <b>EWM</b> — Escutcheon, Mortise-Wide Stile Only <b>EW</b> — Escutcheon, Wide Stile		<b>BSN</b> — Boston <b>MIA</b> — Miami* <b>ORL</b> — Orlando <b>PHL</b> — Philadelphia		<b>605</b> — Bright Brass <b>606</b> — Satin Brass <b>613</b> — Oil Rubbed Bronze <b>619</b> — Satin Nickel <b>625</b> — Bright Chrome <b>626</b> — Satin Chrome <b>630</b> — Satin Stainless Steel		<b>AM</b> — Antimicrobial		<b>SCC</b>		<b>KD</b>	
<b>6</b>	<b>EW</b>	<b>08</b>	<b>PHL</b>		<b>626</b>			<b>D</b>	<b>SCC</b>	<b>KD</b>	
<b>6</b>		<b>15</b> — Passage w/Thumb Piece <b>14</b> — Passage w/Lever <b>08</b> — Classroom w/Lever <b>09</b> — Storeroom <b>05</b> — Classroom w/Thumb Piece <b>04</b> — Night Latch w/Exit Device Cylinder Dogging <b>03</b> — Night Latch <b>02</b> — Dummy Trim <b>01</b> — Exit only		<b>RHR</b> <b>LHR</b>				<b>D</b> — Default <b>L</b> — Less Cylinder <b>SF6</b> — SFIC w/Core, 6 Pin <b>SF7</b> — SFIC w/Core, 7 Pin <b>LF</b> — Schalgé® Compatible LFIC w/Core <b>SF6L</b> — SFIC 6 Pin Housing less core <b>SF7L</b> — SFIC 7 Pin Housing less core <b>LFL</b> — Schalgé® Compatible LFIC Housing less core			
SERIES		ANSI FUNCTION		HANDING <sup>1</sup>		DOOR THICKNESS <sup>2,3</sup>		CYLINDER OR HOUSING <sup>4,5,8,9</sup>			

### Ordering Example: 6 EW PHL 08 626

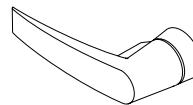
■ - Denotes factory default

#### Notes:

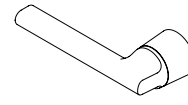
- 1 - All levers field handed
- 2 - Door thickness - 1-3/4" - 2" for escutcheon and sectional trim.
- 3 - For other door thickness applications, contact PDQ Customer Service
- 4 - Most common cylinders, housings, keyway and keying options shown.  
For additional options, consult Cylinders and Keying section of price list.
- 5 - List price includes standard default cylinder
- 6 - See trim list price section for finishes available
- 7 - Antimicrobial available with wide stile and sectional trim only
- 8 - LFIC available with PHL lever only
- 9 - 6EW Trim ordered less cylinder includes collar and spring washer for cylinder lengths from 1-1/8" to 1-1/4". For other cylinder lengths, contact PDQ Technical Service.



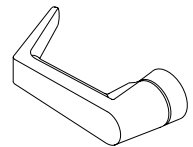
BOSTON — BSN



MIAMI — MIA



ORLANDO — ORL



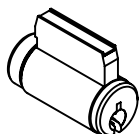
PHILADELPHIA — PHL



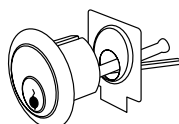
**6200 SERIES**  
EXIT DEVICE

## DEFAULT TRIM CYLINDER REFERENCE GUIDE

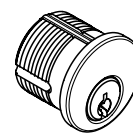
ANSI FUNCTION	DESCRIPTION	EW — ESCUTCHEON WIDE STILE	S — SECTIONAL	P — PLATE/PULL	GW — GRIP PULL, WIDE STILE
03	Night Latch		Key in Knob/Lever	RIM	RIM
04	Night Latch w/Exit Device Cylinder Dogging	Mortise	Key in Knob/Lever	RIM	RIM
05	Classroom w/Thumb Piece	Mortise	Key in Knob/Lever	RIM	Mortise
08	Classroom w/Lever	Mortise	Key in Knob/Lever	RIM	Mortise
09	Storeroom	Mortise			



KEY IN KNOB/LEVER CYLINDER



RIM CYLINDER



MORTISE CYLINDER



# 6 EW SERIES HEAVY DUTY ESCUTCHEON TRIM

**BHMA**  
CERTIFIED



**LIST PRICE**  
Effective November 1, 2016



## 6 SERIES EW HEAVY DUTY ESCUTCHEON EXIT DEVICE TRIM OVER ENGINEERED BY DESIGN™

**6200 SERIES**  
ELECTRONIC LOCKING TRIM

- DESIGNED FOR HIGH USE AND ABUSE GRADE 1 APPLICATIONS.
- HEAVY DUTY CAST ALLOY ESCUTCHEON THRU-BOLTS DIRECTLY INTO THE EXIT DEVICE CHASSIS.
- NO EXPOSED SET-SCREWS OR INSTALLATION FASTENERS.

### FEATURES

- Designed for use with PDQ's 6200 series. RIM, Concealed Vertical Rod and Surface Vertical Rod exit devices.
- Simple installation.
- Handing is field reversible.
- Lever rotation: 28 degrees.
- Designed and assembled by PDQ in Leola, PA USA.
- VonDuprin Retrofit - When ordered from the factory, trim is designed to install into VonDuprin 98/99 series door prep and chassis. Compatible with 98/99 RIM, SVR and CVR. Specify option "VD".

### FINISHES

- 605 — Bright Brass, 606 — Satin Brass, 613 — Oil Rubbed Bronze, 619 — Satin Nickel, 625 — Bright Chrome, 626 — Satin Chrome

### CERTIFICATIONS, COMPLIANCES, LISTINGS

- ANSI/UL10C and CAN/ULC-5104 Listed for "Fire Exit Hardware" up to 3 hours for 4'0" x 8'0" maximum single, 8'0" x 8'0" maximum pairs.
- Certified to ANSI/BHMA 156.3-2008 Grade 1.
- Lever designs comply with ADA (Americans with Disabilities Act) and ICC/ANSI 117.1 for accessible and Usable Buildings.
- Assembled in the U.S.A. with U.S. and foreign material. Meets requirements of the Buy American Act.



DIRECT CAM DRIVE TO CONTROL  
LOCKING AND UNLOCKING




HEAVY DUTY CAST ALLOY INTERNAL  
LOCKING COMPONENTS



#### 88671- VONDUPRIN RETROFIT KIT

- Designed to field retrofit 6EW Trim to install into existing VonDuprin 98/99 series door preps. Compatible with 98/99 RIM, SVR and CVR. Includes back plate and spindle.

Note: For compatibility with 6 EW 199A Electrified Trim, contact PDQ Technical Service.



# 6 EW SERIES HEAVY DUTY ESCUTCHEON TRIM



**LIST PRICE**  
Effective November 1, 2016

## HOW TO ORDER

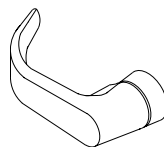
TYPE		LEVER SHAPES		FINISH <sup>6</sup>		SPECIAL FINISH COATING		KEYWAY <sup>4</sup>		KEYING <sup>4</sup>	
EW — Escutcheon, Wide Stile		BSN — Boston MIA — Miami* ORL — Orlando PHL — Philadelphia		605 — Bright Brass 606 — Satin Brass 613 — Oil Rubbed Bronze 619 — Satin Nickel 625 — Polished Chrome 626 — Satin Chrome		AM — Antimicrobial		SCC		KD	
6	EW	08	PHL		626			D	SCC	KD	
6 — 6200 Series		02 — Dummy Trim w/Lever 08 — Classroom w/Lever 09 — Storeroom w/Lever 14 — Passage w/Lever		RHR LHR		VD — Retrofit to VonD-uprin 98/99		D — Default L — Less Cylinder SF6 — SFIC w/Core, 6 Pin SF7 — SFIC w/Core, 7 Pin LF — Schalgé® Compatible LFIC w/Core SF6L — SFIC 6 Pin Housing less core SF7L — SFIC 7 Pin Housing less core LFL — Schalgé® Compatible LFIC Housing less core			
SERIES		FUNCTION		HANDING <sup>1</sup>		RETROFIT OPTIONS		CYLINDER OR HOUSING <sup>4,5,7</sup>			

**Ordering Example: 6 EW 08 PHL 626. For VonDuprin retrofit: 6 EW 08 PHL 626 VD.**

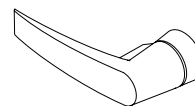
■ - Denotes factory default

Notes:

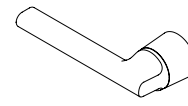
- 1 - All levers field handed
- 2 - Door thickness - 1-3/4" - 2"
- 3 - For other door thickness applications, contact PDQ Customer Service
- 4 - Most common cylinders, housings, keyway and keying options shown.  
For additional options, consult Cylinders and Keying section of price list.
- 5 - List price includes standard default cylinder
- 6 - Other finishes available. Contact PDQ Customer Service.
- 7 - 6EW Trim ordered less cylinder includes collar and spring washer for cylinder lengths from 1-1/8" to 1-1/4". For other cylinder lengths, contact PDQ Technical Service.



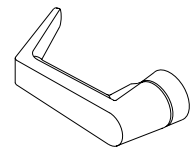
BOSTON — BSN



MIAMI — MIA



ORLANDO — ORL

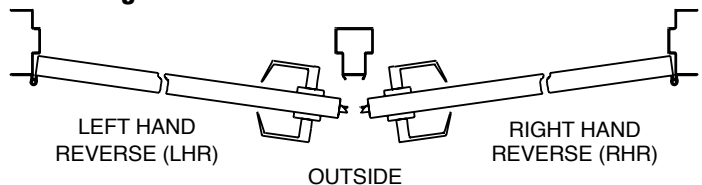


PHILADELPHIA — PHL



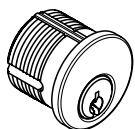
## HANDING

**Out Swing Door**

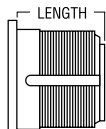


## TRIM CYLINDER REFERENCE GUIDE

ANSI FUNCTION	DESCRIPTION	6 EW ESCUTCHEON WIDE STILE
08	Classroom	Mortise
09	Storeroom	Mortise



MORTISE CYLINDER



LENGTH INCLUDES CAM



TYPE	LENGTH	PDQ CAM NUMBER
Cylinder, Conventional	1-1/4"	I127-4204
SFIC Housing, 6 Pin	1-1/4"	I54031
SFIC Housing, 7 Pin	1-3/8"	I54031
LFIC Housing	1-1/2"	I54231

**6200 SERIES**  
ELECTRONIC LOCKING TRIM



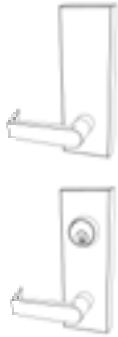
# 6200 SERIES EXIT DEVICE TRIM

**LIST PRICE**

Effective November 1, 2016

**WIDE STILE TRIM**

**BHMA™**  
CERTIFIED



## ESCUTCHEON, RIM, SURFACE VERTICAL, CONCEALED VERTICAL ROD EXIT DEVICES

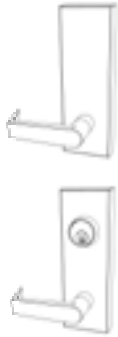
### ARCHITECTURAL FINISHES

ANSI FUNCTION	DESCRIPTION	TRIM TYPE	605	606	613, 619	625	626
02	Dummy Trim (Rigid Lever)	6 EW 02 BSN, MIA, ORL PHL	\$487	\$487	\$517	\$497	\$452
08	Classroom w/ Lever	6 EW 08 BSN, MIA, ORL PHL	\$599	\$599	\$629	\$594	\$540
09	Storeroom w/ Lever	6EW 09 BSN, MIA, ORL PHL	\$599	\$599	\$629	\$594	\$540
14	Passage w/ Lever	6 EW 14 BSN, MIA, ORL PHL	\$520	\$520	\$550	\$485	\$485



**VONDUPRIN RETROFIT**

**BHMA™**  
CERTIFIED



## ESCUTCHEON, RIM, SURFACE VERTICAL, CONCEALED VERTICAL ROD EXIT DEVICES

### ARCHITECTURAL FINISHES

ANSI FUNCTION	DESCRIPTION	TRIM TYPE	605 VD	606 VD	613 VD, 619 VD	625 VD	626 VD
02	Dummy Trim (Rigid Lever)	6 EW 02 BSN, MIA, ORL PHL	\$487	\$487	\$517	\$497	\$452
08	Classroom w/ Lever	6 EW 08 BSN, MIA, ORL PHL	\$599	\$599	\$629	\$594	\$540
09	Storeroom w/ Lever	6EW 09 BSN, MIA, ORL PHL	\$599	\$599	\$629	\$594	\$540
14	Passage w/ Lever	6 EW 14 BSN, MIA, ORL PHL	\$520	\$520	\$550	\$485	\$485

**6200 SERIES**  
EXIT DEVICE

**BHMA™**  
CERTIFIED

## ESCUTCHEON, MORTISE EXIT DEVICE

### ARCHITECTURAL FINISHES

ANSI FUNCTION	DESCRIPTION	TRIM TYPE	630
02	Dummy Trim (Rigid Lever)	6 EWM 02 BSN, MIA, PHL	\$451
03	Night Latch	6 EWM 03 BSN, MIA, PHL	\$545
04	Night Latch w/ Exit Device Cylinder Dogging	6 EWM 04 BSN, MIA, PHL	\$545
08	Classroom w/ Lever	6 EWM 08 BSN, MIA, PHL	\$545
14	Passage w/ Lever	6 EWM 14 BSN, MIA, PHL	\$451

### Notes for 6EWM Trim only:

- 1 - For conventional mortise cylinders (default), only available in SCC keyway.
- 2 - Optional cylinders: Available in 6 and 7 pin SFIC.
- 3 - Boston (BSN) and Miami (MIA) Levers required extended lead-time.  
Contact PDQ Customer Service.



# 6200 SERIES EXIT DEVICE TRIM

## LIST PRICE

Effective November 1, 2016

### NARROW STILE TRIM

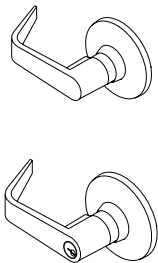


(COMPATIBLE WITH 6200 SERIES WIDE STILE EXIT DEVICE, PANIC ONLY)



ESCUTCHEON, RIM AND SURFACE VERTICAL ROD			ARCHITECTURAL FINISHES	
ANSI FUNCTION	DESCRIPTION	TRIM TYPE	613	630
02	Dummy Trim (Rigid Lever)	6 EN 02 PHL	\$523	\$525
03	Night Latch	6 EN 03 PHL	\$594	\$597
04	Night Latch w/ Exit Device Cylinder Dogging	6 EN 04 PHL	\$594	\$597
08	Classroom w/ Lever	6 EN 08 PHL	\$613	\$615
14	Passage w/ Lever	6 EN 14 PHL	\$532	\$534

### SECTIONAL TRIM



SECTIONAL, RIM AND SURFACE VERTICAL ROD ONLY			ARCHITECTURAL FINISHES			
ANSI FUNCTION	DESCRIPTION	TRIM TYPE	605	606	613	626
02	Dummy Trim	6 SH 02 BSN, MIA, PHL	\$249	\$249	\$261	\$240
08	Classroom w/ Lever	6 SH 08 BSN, MIA, PHL	\$374	\$374	\$386	\$364
09	Storeroom w/ Lever	6 SH 09 BSN, MIA, PHL	\$374	\$374	\$386	\$364
14	Passage w/ Lever	6 SH 14 BSN, MIA, PHL	\$291	\$291	\$303	\$281

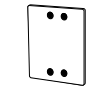
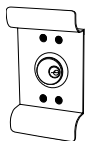
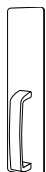
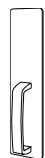


PLATE TRIM



PULL TRIM

PLATE/PULL, RIM AND SURFACE VERTICAL ROD ONLY			PAINTED FINISHES	
ANSI FUNCTION	DESCRIPTION	TRIM TYPE	689	695
01	Exit only (Blank plate)	6 P 01	\$78	\$78
02	Dummy Pull Trim	6 P 02	\$72	\$72
03	Night Latch	6 P 03	\$144	\$144
04	Night Latch w/ Exit Device Cylinder Dogging	6 P 04	\$144	\$144



GRIP PULL, RIM AND SURFACE VERTICAL ROD ONLY			ARCHITECTURAL FINISHES	
ANSI FUNCTION	DESCRIPTION	TRIM TYPE	613	630
02	Dummy Trim (Grip Pull only)	6 GW 02	\$180	\$185
03	Night Latch	6 GW 03	\$332	\$337
04	Night Latch w/ Exit Device Cylinder Dogging	6 GW 04	\$332	\$337
05	Classroom w/ Thumbpiece	6 GW 05	\$469	\$474
15	Passage w/ Thumbpiece	6 GW 15	\$391	\$396

Note: For functions and finishes not shown, contact PDQ Customer Service.

6200 SERIES  
EXIT DEVICE



## 6200 SERIES TRIM CROSS REFERENCE

### WIDE "H" & "EH" ESCUTCHEON FOR RIM/SVR DEVICES

OLD TRIM #	STATUS	NEW TRIM #	ANSI FUNCTION	DESCRIPTION
629LPENXH	REPLACED BY:	6 EW 02 BSN/MIA/PHL	02	DUMMY TRIM (RIGID LEVER)
629LPEKFH	REPLACED BY:	6 EW 08 BSN/MIA/PHL	08	CLASSROOM
629LPEKXH	REPLACED BY:	6 EW 09 BSN/MIA/PHL	09	STOREROOM
629LPENFH	REPLACED BY:	6 EW 14 BSN/MIA/PHL	14	PASSAGE
629LPENXEH	ALSO REPLACED BY:	6 EW 02 BSN/MIA/PHL	02	DUMMY TRIM (RIGID LEVER)
629LPEKFEH	ALSO REPLACED BY:	6 EW 08 BSN/MIA/PHL	08	CLASSROOM
629LPEKXEH	ALSO REPLACED BY:	6 EW 09 BSN/MIA/PHL	09	STOREROOM
629LPENFEH	ALSO REPLACED BY:	6 EW 14 BSN/MIA/PHL	14	PASSAGE

### WIDE ESCUTCHEON FOR MORTISE DEVICES

OLD TRIM #	STATUS	NEW TRIM #	ANSI FUNCTION	DESCRIPTION
629MEDTPHL	# CHANGED TO:	6 EWM 02 PHL	02	DUMMY TRIM (RIGID LEVER)
629MECLNPHL	# CHANGED TO:	6 EWM 03 PHL	03	NIGHT LATCH
629MECLNPHL (REQ. DEVICE W/CD)	# CHANGED TO:	6 EWM 04 PHL (REQ. DEVICE W/CD)	04	NIGHT LATCH W/CYL. DOGGING
629MECLNPHL	# CHANGED TO:	6 EWM 08 PHL	08	CLASSROOM
629MEPAPHL	# CHANGED TO:	6 EWM 14 PHL	14	PASSAGE

### NARROW ESCUTCHEON FOR RIM & SVR DEVICES

OLD TRIM #	STATUS	NEW TRIM #	ANSI FUNCTION	DESCRIPTION
629NEDTPHL	# CHANGED TO:	6 EN 02 PHL	02	DUMMY TRIM (RIGID LEVER)
629NENLPHL	# CHANGED TO:	6 EN 03 PHL	03	NIGHT LATCH
629NENLPHL (REQ. DEVICE W/CD)	# CHANGED TO:	6 EN 04 PHL (REQ. DEVICE W/CD)	04	NIGHT LATCH W/CYL. DOGGING
629NECLPHL	# CHANGED TO:	6 EN 08 PHL	08	CLASSROOM
629NEPAPHL	# CHANGED TO:	6 EN 14 PHL	14	PASSAGE



## 6200 SERIES TRIM CROSS REFERENCE

PLATE/PULL FOR RIM & SVR DEVICES				
OLD TRIM #	STATUS	NEW TRIM #	ANSI FUNCTION	DESCRIPTION
629PTD	# CHANGED TO:	6 P 01	01	EXIT ONLY (BLANK PLATE))
629PUN	# CHANGED TO:	6 P 02	02	DUMMY TRIM
629PUK	# CHANGED TO:	6 P 03	03	NIGHT LATCH
629PUK (REQ. DEVICE W/CD)	# CHANGED TO:	6 P 04 (REQ. DEVICE W/CD)	04	NIGHT LATCH W/CYL. DOGGING
WIDE GRIP PULL FOR RIM & SVR DEVICES				
OLD TRIM #	STATUS	NEW TRIM #	ANSI FUNCTION	DESCRIPTION
629GPH	# CHANGED TO:	6 GW 02	02	DUMMY TRIM (RIGID PULL)
629GPG	# CHANGED TO:	6 GW 03	03	NIGHT LATCH
629GPG (REQ. DEVICE W/CD)	# CHANGED TO:	6 GW 04 (REQ. DEVICE W/CD)	04	NIGHT LATCH W/CYL. DOGGING
629GPK	# CHANGED TO:	6 GW 05	05	CLASSROOM W/THUMB PIECE
629GPN	# CHANGED TO:	6 GW 15	15	PASSAGE
SECTIONAL FOR RIM & SVR DEVICES				
OLD TRIM #	STATUS	NEW TRIM #	ANSI FUNCTION	DESCRIPTION
629LPXH/LBXH/LMXH	# CHANGED TO:	6 SH 02 BSN/MIA/PHL	02	DUMMY TRIM (RIGID LEVER)
629LPKH/LBKH/LMKH	# CHANGED TO:	6 SH 08 BSN/MIA/PHL	08	CLASSROOM
629LPSH/LBSH/LMSH	# CHANGED TO:	6 SH 09 BSN/MIA/PHL	09	STOREROOM
629LPNH/LBNH/LMNH	# CHANGED TO:	6 SH 14 BSN/MIA/PHL	14	PASSAGE

# E629 SERIES EXIT DEVICE TRIM STAND ALONE ELECTRONIC LOCK

**LIST PRICE**  
Effective November 1, 2016

Stand alone lockset utilizing a keypad for controlled access. Updates and lock settings updated at each opening. Auxiliary power input, remote release contacts and mechanical key bypass are standard on all models.

## FEATURES

- Designed for use with PDQ 6200 Series RIM and Surface Vertical Rod Exit Devices
- Operates up to 100,000 lock/unlock cycles on one set of (4) AA batteries
- Full outdoor standard
- 3 Hour UL Fire Rating, ANSI/BHMA Grade 1 Chassis
- Mechanical key override standard
- Simple installation
- Simple Programming



Available exclusively through  
Tellcard distributors

## SPECIFICATIONS

### ELECTRONICALLY SELECTABLE FUNCTIONS:

- **Relock Mode:** With any valid credential the lock will unlock for a configurable number of seconds then re-lock.
- **Passage Mode:** With any valid credential the lock will unlock and remain unlocked until a valid credential is entered to re-lock the device.
- **Emergency Mode:** Only the master credential the lock will unlock the door for a configurable number of seconds then re-lock. All other codes are disabled.

### USERS:

- 100 Users + 1 Master Code

### INPUT:

- 12-24 VAC/VDC 300mA max current

### BATTERY LIFE:

- 100,000 cycles on a set of (4) AA alkaline batteries (not included).

### PROGRAMMING:

- No external devices or connections required. USB models.

### WEATHER RESISTANCE:

- Full outdoor standard.

### OPERATING

### TEMPERATURE:

- 0° F to 130° F - both sides

### DOORS:

- 1-3/4" standard, 2-1/4" available, specify when ordering

### ESCUTCHEON:

- 3"W x 11-1/8"H x 1" D (not including cylinder and lever)

### KEY OVERRIDE:

- Standard (09 Storeroom)

### KEYWAYS:

- Available the keyways most major manufacturers.

### INTERCHANGEABLE

### CORE:

- Best type 6 and 7 pin or Schlage LFIC

### KEYING:

- Can be MK, CMK, GMK. Available Zero Bitted (K0), Keyed Different (KD), Keyed Alike (KA). Can be keyed into existing masterkey systems of other manufacturers.

### FINISHES:

- 626 – Satin Chrome

### CERTIFICATIONS, LISTINGS, COMPLIANCES:

- UL 10C listed for "Fire Exit Hardware" labeled for up to 3 hrs, single swing doors 4'0" x 8'0",
- FCC part 15
- PDQ exit devices certified to ANSI/BHMA 156.3-2001, Grade 1

### WARRANTY:

- 24 months from date of manufacture

### COUNTRY OF ORIGIN:

- Designed and Assembled by PDQ in the USA.
- Meets requirements of the Buy American Act.



**E629  
STAND ALONE ELECTRONIC LOCK**

## LEVER SHAPES



**BSN - BOSTON**



**MIA - MIAMI**



**PHL - PHILADELPHIA**



**ORL - ORLANDO**



# E629 SERIES EXIT DEVICE TRIM STAND ALONE ELECTRONIC LOCK

**LIST PRICE**  
Effective November 1, 2016

## HOW TO ORDER

TYPE		COMPANION EXIT DEVICE		MODEL		FINISH <sup>5</sup>		SPECIAL FINISH COATING		CYLINDER OR HOUSING <sup>4,6</sup>		KEYING <sup>3</sup>	
29 — Electrified Escutcheon, Wide Stile		1 — RIM 2 — SVR		B — Basic		626 — Satin Chrome		AM — Antimicrobial		D — Default L — Less Cylinder SF6 — SFIC w/Core, 6 Pin SF7 — SFIC w/Core, 7 Pin LF — Schalgé® Compatible LFIC w/ Core SF6L — SFIC 6 Pin Housing less core SF7L — SFIC 7 Pin Housing less core LFL — Schalgé® Compatible LFIC Housing less core		KD	
E6	29	1	K	B	PHL		626			D	SCC	KD	
E6		K — Keypad		BSN — Boston MIA — Miami ORL — Orlando PHL — Philadelphia		RHR LHR				SCC			
SERIES		INTERFACE		LEVER SHAPES		HANDING		DOOR THICKNESS <sup>1,2</sup>		KEYWAY <sup>3</sup>			

Ordering Example: E6 29 1 K B PHL RHR 626

■ - Denotes factory default

Notes:

1 - Door thickness - 1-3/4" - 2"

2 - For other door thickness applications, contact PDQ Customer Service

3 - Most common cylinders, housings, keyway and keying options shown.

For additional options, consult Cylinders and Keying section of price list.

4 - List price includes standard default cylinder

5 - Other finishes available. Contact PDQ Customer Service.

6 - 6EW Trim ordered less cylinder includes collar and spring washer for cylinder lengths from 1-1/8" to 1-1/4". For other cylinder lengths, contact PDQ Technical Service.

## MODEL FEATURES

**BASIC** — Users Individually Managed at Each Opening

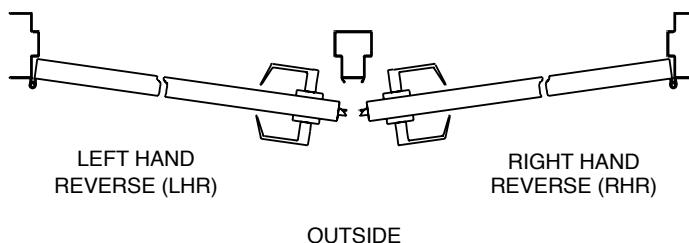
**6200 SERIES**  
ELECTRONIC LOCKING TRIM

## TRIM CYLINDER REFERENCE GUIDE

ANSI FUNCTION	DESCRIPTION	29 — ELECTRIFIED ESCUTCHEON WIDE STILE
09	Storeroom w/Lever	Mortise

## HANDING

**Out Swing Door**



# E629 SERIES EXIT DEVICE TRIM STAND ALONE ELECTRONIC LOCK

**LIST PRICE**  
Effective November 1, 2016



MODEL TYPE: KEYPAD - BASIC			FINISH
ANSI FUNCTION	DESCRIPTION	TRIM TYPE	626
09	Storeroom w/ Lever	E6 29 (1 or 2) K, B, (BSN, MIA, ORL or PHL) (RHR or LHR) 626	\$804

**Note:** Parts discount applies.

**6200 SERIES**  
ELECTRONIC LOCKING TRIM

# ELECTRIFIED EXIT DEVICE TRIM MOTORIZED LOCKING/UNLOCKING

**LIST PRICE**  
Effective November 1, 2016

## FEATURES

- Available in 6200 EW Series Wide Stile Escutcheon Trim
- Motorized locking/unlocking.  
**FAIL SECURE** – Outside trim is UNLOCKED when power is ON, and LOCKED when power is OFF. Lockset will lock in the event of a power failure.  
**FAIL SAFE** – Outside trim is LOCKED when power is ON, and UNLOCKED when power is OFF. Lockset will unlock in the event of a power failure.
- Field changeable from FAIL Secure to FAIL SAFE.
- Designed for AC or DC input voltage. No need to select voltage when specifying or ordering.
- Designed for use with PDQ RIM, Surface Vertical Rod and Concealed Vertical Rod Exit Devices only. Not available with Mortise Exit Devices
- Designed and assembled by PDQ in the USA

## PERFORMANCE

- Motor drive factory tested to over 1.4 million cycles (1.4 times the ANSI/ BHMA grade 1 std).

## SPECIFICATIONS

Note: Operating voltage at  $\pm 10\%$  of rated voltage.

- Input voltage: 12-24VDC or 12-24VAC.
- Max In-rush current: < 1.0A.
- Standby current:
  - 12VAC: 12mA.
  - 24VAC: 10mA.
  - 12VDC: 3mA.
  - 24VDC: 4mA.

## RECOMMENDED POWER SUPPLY

- PDQ Model # 81440.
  - Input: 120VAC, .9A, 50/60Hz
  - Output: 24VDC, 2A, filtered and regulated.
- Rated for simultaneous operation of 2ea trim assys.
- Power Supply Requirements:
  - AC/DC Output Voltage – 1A min (filtered and regulated).
- 12-24VDC @ < 1A initial surge (1 sec), 5mA standby after 30 sec.
  - AC Output Voltage.
- 12-24VAC (60Hz) @ < 1A initial surge (1 sec), 15mA standby after 30 sec



**MOTORIZED LOCKING/UNLOCKING**



Innovative motor drive controls FAIL SECURE or FAIL SAFE locking mode

## PDQ FUNCTIONS

FUNCTION	FUNCTION NUMBER	DESCRIPTION	ANSI
Electrified Storeroom	199A	<ul style="list-style-type: none"> <li>• Key outside retracts latchbolt</li> <li>• Latchbolt operated by lever from inside</li> <li>• Auxiliary latch deadlocks latchbolt</li> <li>• Auxiliary fail safe – latchbolt operated by lever from outside unless electrically locked</li> <li>• Auxiliary fail secure– latchbolt operated by lever from outside when electrically unlocked</li> </ul>	09

# ELECTRIFIED EXIT DEVICE TRIM MOTORIZED LOCKING/UNLOCKING

**LIST PRICE**  
Effective November 1, 2016

## HOW TO ORDER

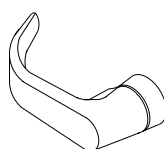
TYPE		LEVER SHAPES		FINISH <sup>6</sup>		SPECIAL FINISH COATING		KEYWAY <sup>4</sup>		KEYING <sup>4</sup>	
<b>EW</b> — Electrified Escutcheon, Wide Stile		<b>BSN</b> — Boston <b>MIA</b> — Miami* <b>ORL</b> — Orlando <b>PHL</b> — Philadelphia		<b>605</b> — Bright Brass <b>606</b> — Satin Brass <b>613</b> — Oil Rubbed Bronze <b>619</b> — Satin Nickel <b>625</b> — Bright Chrome <b>626</b> — Satin Chrome		<b>AM</b> — Antimicrobial		<b>SCC</b>		<b>KD</b>	
<b>6</b>	<b>EW</b>	<b>199A</b>	<b>PHL</b>		<b>626</b>			<b>D</b>	<b>SCC</b>	<b>KD</b>	
<b>6</b>		<b>199A</b> — Electrified Storeroom w/Lever		<b>RHR</b> <b>LHR</b>		<b>VD</b> — Retrofit to VonDuprin 98/99		<b>D</b> — Default <b>L</b> — Less Cylinder <b>SF6</b> — SFIC w/Core, 6 Pin <b>SF7</b> — SFIC w/Core, 7 Pin <b>LF</b> — Schalge <sup>®</sup> Compatible LFIC w/Core <b>SF6L</b> — SFIC 6 Pin Housing less core <b>SF7L</b> — SFIC 7 Pin Housing less core <b>LFL</b> — Schalge <sup>®</sup> Compatible LFIC Housing less core			
SERIES		FUNCTION		HANDING <sup>1</sup>		RETROFIT OPTIONS <sup>8</sup>		CYLINDER OR HOUSING <sup>4,5,7</sup>			

**Ordering Example: 6 EW 199A PHL 626**

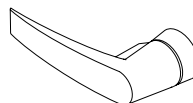
■ - Denotes factory default

### Notes:

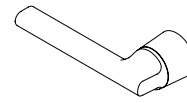
- 1 - All levers field handed
- 2 - Door thickness - 1-3/4" - 2"
- 3 - For other door thickness applications, contact PDQ Customer Service
- 4 - Most common cylinders, housings, keyway and keying options shown.  
For additional options, consult Cylinders and Keying section of price list.
- 5 - List price includes standard default cylinder
- 6 - Other finishes available. Contact PDQ Customer Service.
- 7 - 6EW Trim ordered less cylinder includes collar and spring washer for cylinder lengths from 1-1/8" to 1-1/4". For other cylinder lengths, contact PDQ Technical Service.
- 8 - Contact PDQ Customer Service for availability.



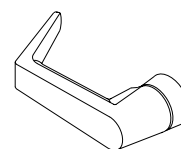
BOSTON — BSN



MIAMI — MIA



ORLANDO — ORL



PHILADELPHIA — PHL



## DEFAULT TRIM CYLINDER REFERENCE GUIDE

ANSI FUNCTION	DESCRIPTION	29 — ELECTRIFIED ESCUTCHEON FOR WIDE STILE
09	Storeroom w/Lever	Mortise

# ELECTRIFIED EXIT DEVICE TRIM MOTORIZED LOCKING/UNLOCKING

**LIST PRICE**  
Effective November 1, 2016



ESCUTCHEON, RIM, SURFACE VERTICAL, CONCEALED VERTICAL ROD EXIT DEVICES			ARCHITECTURAL FINISHES				
ANSI FUNCTION	DESCRIPTION	TRIM TYPE	605	606	613, 619	625	626
09	Storeroom w/ Lever	6 EW 199A (BSN, MIA, ORL or PHL)	\$819	\$754	\$787	\$833	\$757

**Note:** Parts discount applies.

## ANTIMICROBIAL COATING

DESIGNATOR	DESCRIPTION	LIST PRICE ADD
AM	Antimicrobial coating applied to tactile surfaces	\$144.00

**Notes:**

- Parts discount applies
- 6 piece minimum required. Can be a mix of different products.
- Orders with less than 6 pieces need to be quoted and the list price add adjusted.
- Allow 2-3 weeks for delivery.

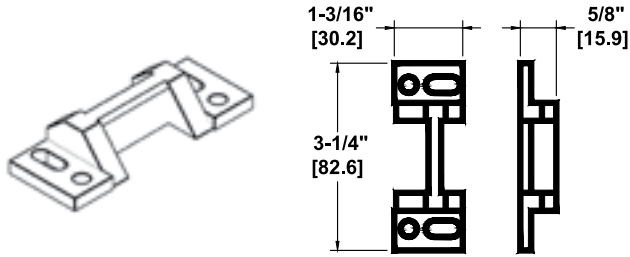
**6200 SERIES**  
ELECTRONIC LOCKING TRIM

# 6200 SERIES STRIKES

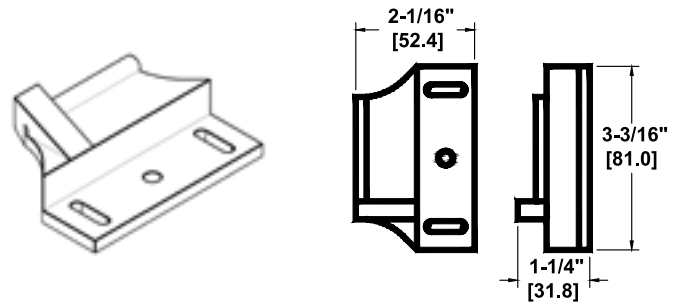
## LIST PRICE

Effective November 1, 2016

### RIM

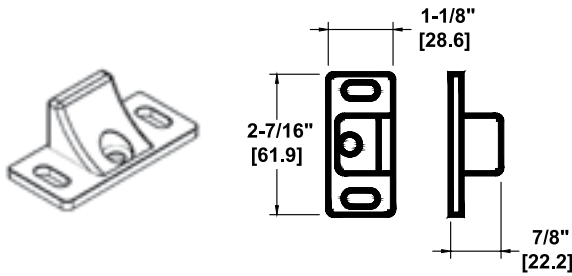


629036 RIM STD. LOW PROFILE STRIKE  
(2-3/4" BACKSET) FIRE & PANIC

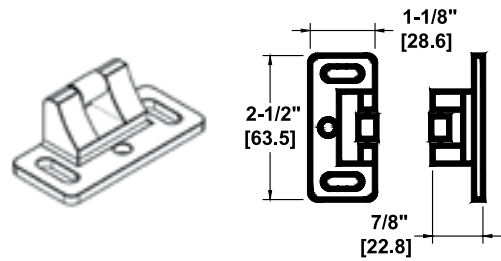


629019 DOUBLE DOOR STRIKE

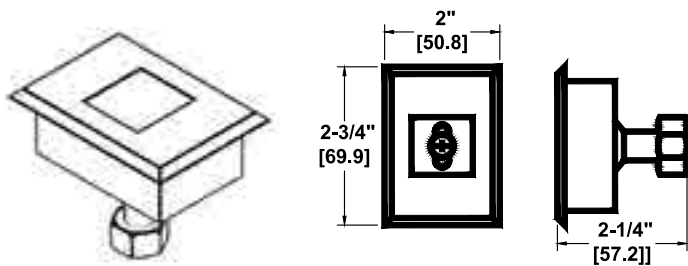
### VERTICAL RODS



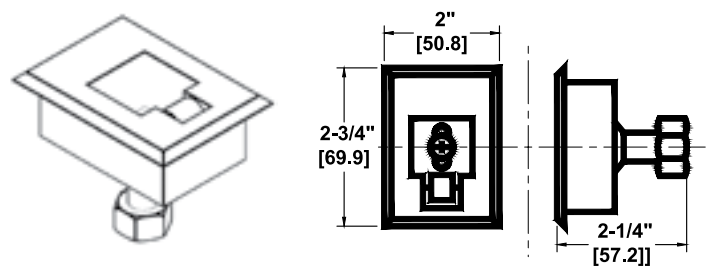
6290132 SVR TOP FIRE STRIKE



6290130 TOP SVR PANIC STRIKE



6290131 SVR / CVR BOTTOM FIRE STRIKE



629013 SVR / CVR BOTTOM PANIC STRIKE

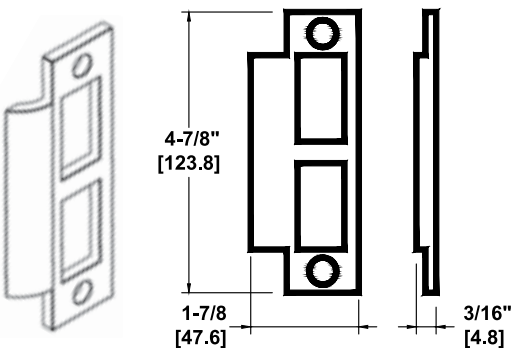


# 6200 SERIES STRIKES

## LIST PRICE

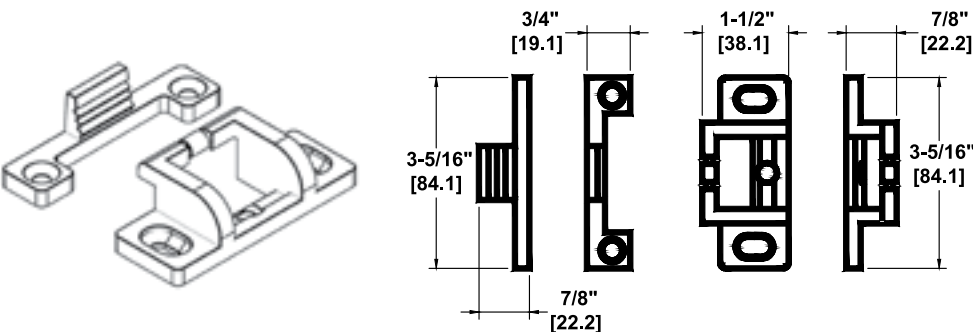
Effective November 1, 2016

### MORTISE



629153-01 MORTISE EXIT DEVICE STRIKE  
(NON-HANDED) FIRE AND PANIC

### MULLION



929012F MULLION RIM FIRE INTERLOCKING STRIKE

6200 SERIES  
ELECTRONIC LOCKING TRIM

# 6200 SERIES ACCESSORIES

## LIST PRICE

Effective November 1, 2016

## ACCESSORIES

PART NUMBER	DESCRIPTION	LIST PRICE SPECIFY FINISH (WHERE REQUIRED)
629006	Top surface vertical rod for 7'0" door	\$69
629007	Top concealed vertical rod for 7'0" door	\$69
629020	Top surface and concealed vertical rod for 8'0" door (Specify Finish for SVR)	\$69
629023	2' extension bottom surface vertical rod (Specify Finish for SVR)	\$44
629024	Bottom surface vertical rod (Specify Finish)	\$50
629027	Rod guide (2 ea.)	\$4
629037	1' extension, surface and concealed vertical rod (Specify Finish for SVR)	\$30
629038	3' extension, surface and concealed vertical rod (Specify Finish for SVR)	\$50
629059	Bottom concealed vertical rod	\$50
629001	Sex Nuts and Bolts Set (Specify Finish)	\$25
629019	Strike, Double Door	\$70
629013	Strike, SVR/CVR Bottom Panic Roller	\$32
6290130	Strike, SVR Top Panic Roller	\$22
6290130C	Strike, CVR Top Panic Roller	\$27
6290131	Strike, SVR/CVR Bottom Fire	\$29
6290132	Strike, SVR Top Fire	\$20
6290132C	Strike, CVR Top Fire	\$27
629036	Strike, Low Profile Rim, Fire and Panic — <b>Low profile strike supplied standard for 161 prep with 2-5/8" Backset, 5/8" stop and 1/8" standard gap</b> (Default for Fire and Panic)	\$27
629153-01	Strike, Mortise Exit Device Strike, Panic and Fire	\$29
929012F	Strike, Mullion RIM Fire Interlocking for 9200 Series	\$64
6290150	Universal Glass Bead Kit - Includes 2ea 1/8" spacers for the chassis, end cap and rod guides for 6200 Wide Stile.	\$121
629N0150	Universal Glass Bead Kit - Includes 2ea 1/8" spacers for the chassis, end cap and rod guides for 6202 Narrow Stile.	\$121
629030	Auxiliary fire latch for SVR and CVR, LBR (less bottom rod) applications	\$108
629043	Dogging Key	\$4
629011	Latch, Top w/Cover SVR Panic & Fire	\$176
629010	Latch, Bottom w/Cover SVR Panic & Fire	\$170
629011C	Latch, Top CVR Panic & Fire	\$176
629010C	Latch, Bottom CVR Panic & Fire	\$170
629028	Connector (union) Top Rod SVR/CVR	\$24
629032	Connector (end) Top Rod End to Chassis SVR/CVR	\$13
629008	Cover, Chassis RIM, 6200 Wide Stile	\$31
629008N	Cover, Chassis RIM, 6202 Narrow Stile	\$31
629009	Cover, Chassis SVR, 6200 Wide Stile	\$31
629048	Cover, Chassis CVR, 6200 Wide Stile	\$31
629049	Cover, Chassis Mortise, 6200 Wide Stile	\$31
629040	Plug, Cover for SVR, LBR Applications	\$31
629044	Cup, Cylinder Retaining	\$9
629035	End Cap, With Mounting Bracket & Screws (All 6200 Series Devices)	\$26
429002	Cylindrical Lock Latchbolt Cover - Covers the Latchbolt cut-out for doors prepped to Type 160 or Type 161.	\$6
629025W	Screw Pack, Rim, All Wood Screws	\$10
629025M	Screw Pack, Rim, All Machine Screws	\$10
629026W	Screw Pack, SVR, All Wood Screws	\$10
629026M	Screw Pack, SVR, All Machine Screws	\$10
629045W	Screw Pack, MR, All Wood Screws	\$10
629045M	Screw Pack, MR, All Machine Screws	\$10
629046W	Screw Pack, CVR, All Wood Screws	\$10
629046M	Screw Pack, CVR, All Machine Screws	\$10

\*Note: Reference PDQ Engineering Product Bulletin EPB#71113

Parts discount applies.

# 6200 SERIES ACCESSORIES

## LIST PRICE

Effective November 1, 2016

## ACCESSORIES (CONTINUED)

PART NUMBER	DESCRIPTION	LIST PRICE SPECIFY FINISH (WHERE REQUIRED)
629060	Dogging Assembly, Hex/Cylinder Replacement (new hook design)*	\$36
629061	Cover Plate, for HEX Dogging, for 3' device	\$32
629062	Cover Plate, for HEX Dogging, for 4' device	\$32
629064	Cover Plate, for Cylinder Dogging, for 3' device. Cylinder collar sold separately. Contact PDQ Technical Service for the compatible collar.	\$32
629065	Cover Plate, for Cylinder Dogging, for 4' device. Cylinder collar sold separately. Contact PDQ Technical Service for the compatible collar.	\$32
629073	Cover plate, No Dogging, for 3' device	\$32
629074	Cover plate, No Dogging, for 4' device	\$32
629066	Dogging Assembly - HEX Replacement (old design)*	\$36
629067	Dogging Assembly - Cylinder Replacement (old design)*	\$36
88671	VonDuprin Retrofit Kit for 6 EW Trim. Note - For converting 6EW Trim to install into existing VonDuprin door preps. Compatible only with PDQ 6200 Series RIM, Surface and Concealed Vertical Rod devices. Includes backplate and spindle. Note: For compatibility with 6 EW 199A Electrified Trim contact PDQ Technical Service.	\$35
81550K-MDT	Motorized Latch Retraction conversion kit. Designed to retrofit 6200 exit devices.	\$858
629089	6EW Trim - Locking Function Conversion Kits	\$11
629098	For changing from 08 Classroom to 09 Storeroom For changing from 09 Storeroom to 08 Classroom	\$11

\*Note: Reference PDQ Engineering Product Bulletin EPB#71113

Parts discount applies.



THIS PAGE LEFT BLANK INTENTIONALLY

# EXIT DEVICES 6202 SERIES

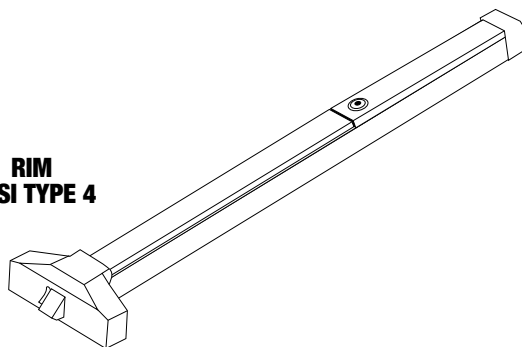
ARCHITECTURAL  
NARROW STILE



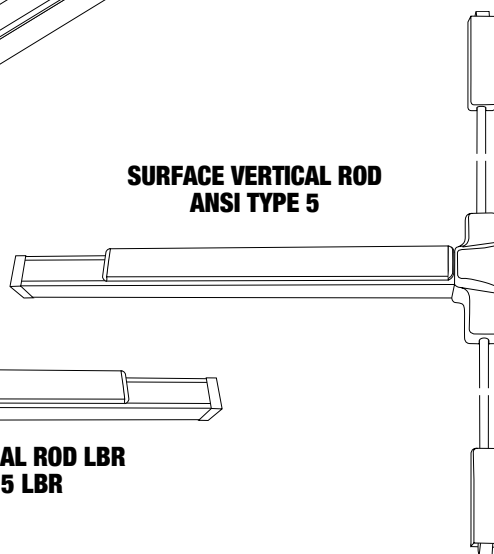
**LIST PRICE**  
Effective November 1, 2016

The PDQ 6202 Series Narrow stile Panic and Fire Rated Exit Hardware is designed for use on contemporary glass doors in public buildings, resort hotels, stores, and all types of applications where narrow stile aluminum framing is used.

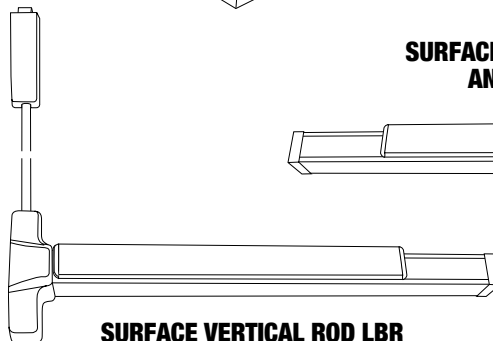
**RIM  
ANSI TYPE 4**



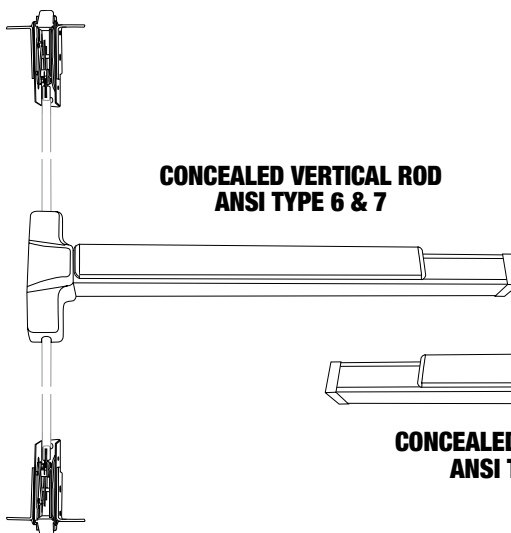
**SURFACE VERTICAL ROD  
ANSI TYPE 5**



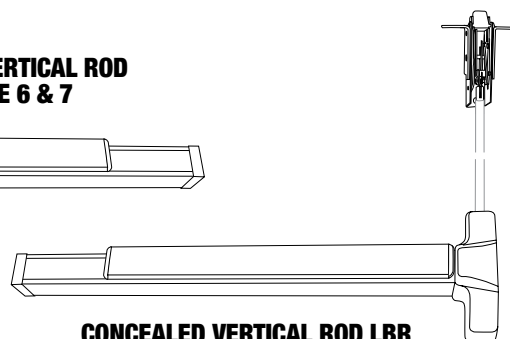
**SURFACE VERTICAL ROD LBR  
ANSI TYPE 5 LBR**



**CONCEALED VERTICAL ROD  
ANSI TYPE 6 & 7**



**CONCEALED VERTICAL ROD LBR  
ANSI TYPE 6 & 7 LBR**



**6202 SERIES**  
NARROW STILE EXIT DEVICE

# 6202 SERIES NARROW STILE

## LIST PRICE

Effective November 1, 2016

### DOOR WIDTH CHART

PART	DESCRIPTION	FOR DOOR	MIN DOOR	MAX CUT <sup>1</sup>	PUSH PAD
6202R	6202 Rim Regular dogging	36"	30"	6"	18"
6202RF	6202 Rim Fire Listed	36"	27"	9"	18"
6202RA	6202 Rim Regular dogging	48"	34"	14"	22"
6202RFA	6202 Rim Fire Listed	48"	33"	15"	22"

Note 1: For electrified options, consult installation instructions or contact PDQ Technical Service.

# EXIT DEVICES

# 6202

# SERIES

## ARCHITECTURAL NARROW STILE

## RIM

### SPECIFICATIONS

#### CHASSIS:

#### RAIL:

#### TOUCH PAD:

#### LATCH:

#### PROJECTION:

#### HAND:

#### DOGGING:

#### MINIMUM STILE WIDTH:

#### DOOR THICKNESS:

#### DOOR WIDTH:

#### FINISHES:

#### FASTENERS:

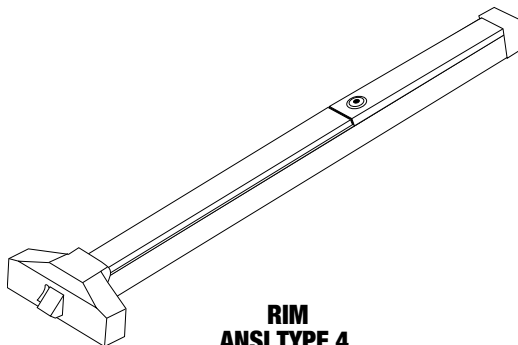
#### CERTIFICATIONS, LISTINGS COMPLIANCES:

#### WARRANTY:



## LIST PRICE

Effective November 1, 2016



**RIM  
ANSI TYPE 4**

- Corrosion resistant plated steel
- Extruded aluminum
- Stainless steel
- Pullman with dead latching, stainless steel • 3/4" throw Rim
- 3-1/8" projection • 2-5/8" projection when dogged
- Device and trim are non-handed
- Hex Key Dogging Standard • No dogging available on Fire Listed Devices
- 2-5/8"
- For 2" Narrow Stile applications, contact PDQ Technical Service
- 1-3/4" For other door thickness applications, contact PDQ Customer Service
- Supplied standard for 3 ft doors.
- Consult Door Width Chart to determine correct device for your application
- 613 – Oil Rubbed Bronze, 630 – Stainless Steel
- Device supplied with sex nuts, wood screws and machine screws.
- UL/ULC 305 listed for "Panic", UL10C Listed for "Fire Exit Hardware" labeled for up to 3 hours for 4'0" x 8'0" maximum single, 8'0" x 8'0" maximum pairs
- Certified to ANSI/BHMA 156.3-2008 Grade 1
- Complies with ADA (Americans with Disabilities Act) and ICC/ANSI 117.1 for Accessible and Usable Buildings
- Meets requirements of the Buy American Act.
- Ten (10) year limited warranty

**6202 SERIES**  
NARROW STILE RIM  
EXIT DEVICE

# 6202 SERIES NARROW STILE RIM EXIT DEVICE

**LIST PRICE**

Effective November 1, 2016

## HOW TO ORDER

SERIES	DEVICE TYPE	DOOR WIDTH	FINISH	
Exit Device Series	R – Rim	BLANK – For 3' Doors (Default) A – For doors up to 4' Consult Door Width Chart to determine correct device for your application	613 – Oil Rubbed Bronze 630 – Satin Stainless Steel	
62	02*	R	—	—
02 – Hex Key Dogging (Default) 12 – Cylinder Dogging * Dogging Not Furnished With Fire Listed Devices	BLANK – Panic Listed (Default) F – Fire Listed	AL LHR - Alarm Option, Left Hand Reverse AL RHR - Alarm Option, Right Hand Reverse LM - Latch Bolt Monitoring MLR - Motorized Latch Retraction SS - Signal Switch, Request to Exit or Monitoring SS-2 - Dual Signal Switch, Request to Exit and Monitoring	AM – Antimicrobial	
<b>DOGGING</b>	<b>LABELING</b>	<b>OPTIONS</b>	<b>SPECIAL FINISH COATING</b>	



# 6202 SERIES NARROW STILE RIM EXIT DEVICE

**LIST PRICE**  
Effective November 1, 2016

PART	DESCRIPTION	LIST PRICE	
		630	613
6202R	Narrow stile rim, UL panic listed, hex key dogging, 3'0" door	\$1032	\$1076
6212R	Narrow stile rim, UL panic listed, cylinder dogging, 3'0" door	\$1076	\$1155
6202RF	Narrow stile rim, UL fire listed, no dogging, 3'0" door	\$1107	\$1188
6202RA	Narrow stile rim, UL panic listed, hex key dogging, 4'0" door	\$1076	\$1155
6212RA	Narrow stile rim, UL panic listed, cylinder dogging, 4'0" door	\$1128	\$1211
6202RFA	Narrow stile rim, UL fire listed, no dogging, 4'0" door	\$1148	\$1232

**Note:** For functions and finishes not shown, contact PDQ Customer Service.

PDQ endeavors to stock all finishes shown in this price book for immediate shipment (1-2 days, less keying). However, we suggest you contact the factory to confirm availability for large jobs.

## CROSS REFERENCE

DESCRIPTION	PDQ	CORBIN	DORMA	FALCON	HAGER	SARGENT	VON DUPRIN	YALE
NARROW STILE RIM HEX DOGGING	6202R	ED4200	9700	24-R	4601 RIM 0	8500	33A-EO	7200
NARROW STILE RIM CYLINDER DOGGING	6212R	ED4200-M52	9700 CD	CD- 24-R	N/A	16-8500	CD-33A-EO	7205
NARROW STILE RIM FIRE LISTED	6202RF	ED4200A	F9700	F- 24-R	4601 RIM FR	12-8500	N/A	7200F

Information on this sheet is compiled from public documents and third parties. As a result, PDQ makes no guarantees as to their accuracy, content, quality or availability. Comparisons were made using the technical features only and are not commercial comparisons. Final suitability should be determined by a professional hardware consultant.

**6202 SERIES**  
NARROW STILE RIM  
EXIT DEVICE

THIS PAGE LEFT BLANK INTENTIONALLY

# EXIT DEVICES 6202 SERIES

ARCHITECTURAL  
NARROW STILE

**SURFACE  
VERTICAL ROD**

## SPECIFICATIONS

**CHASSIS:**

**RAIL:**

**TOUCH PAD:**

**LATCHES:**

**PROJECTION:**

**HAND:**

**DOGGING:**

**MINIMUM STILE WIDTH:**

**DOOR THICKNESS:**

**DOOR WIDTH:**

**FINISHES:**

**FASTENERS:**

**MOUNTING HEIGHT:**

**VERTICAL RODS:**

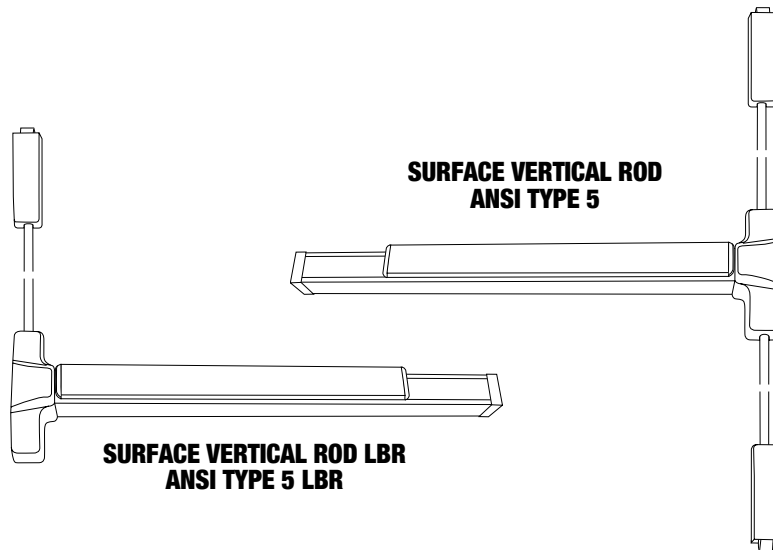
**CERTIFICATIONS, LISTINGS  
COMPLIANCES:**

**WARRANTY:**



**LIST PRICE**

Effective November 1, 2016



- Corrosion resistant plated steel
- Extruded aluminum
- Stainless steel
- Top Latch — Pullman with dead latching 5/8" (16mm) throw
- Bottom Latch — Pullman with dead latching 5/8" (16mm) throw, held retracted during door swing
- 3-1/8" projection • 2-5/8" projection when dogged
- Device and trim are non-handed
- Hex key dogging standard • Cylinder dogging optional
- No dogging on fire listed devices
- 2-5/8"
- For 2" Narrow Stile applications, contact PDQ Technical Service
- 1-3/4" For other door thickness applications, contact PDQ Customer Service
- Supplied standard for 3 ft doors.
- Consult Door Width Chart to determine correct device for your application
- 613 — Oil Rubbed Bronze, 630 — Satin Stainless Steel
- Device supplied with sex nuts, wood screws and machine screws.
- Device centerline from finished floor: 40" (1016mm)
- 1/2" (13mm) diameter tubular stock for 7' doors (Default).  
(Optional rod extensions available for doors up to 10")
- UL/ULC 305 listed for "Panic", UL10C Listed for "Fire Exit Hardware" labeled for up to 3 hours for 4'0" x 10'0" maximum single, 8'0" x 10'0" maximum pairs
- Certified to ANSI/BHMA 156.3-2008, Grade 1
- Complies with ADA (Americans with Disabilities Act) and ICC/ANSI 117.1 for Accessible and Usable Buildings
- Meets the requirements of the Buy American Act.
- Ten (10) year limited warranty

**6202 SERIES**  
NARROW STILE SURFACE  
VERTICAL ROD EXIT DEVICE

# 6202 NARROW STILE SURFACE VERTICAL ROD EXIT DEVICE

**LIST PRICE**

Effective November 1, 2016

## HOW TO ORDER

SERIES		DEVICE TYPE		DOOR WIDTH		OPTIONS		FINISH	
Exit Device Series		V – Surface Vertical Rod		BLANK – For 3' Doors (Default) A – For doors up to 4' 3' Electrified Units cannot be cut down Consult Door Width Chart to determine correct device for your application		AL LHR - Alarm Option, Left Hand Reverse AL RHR - Alarm Option, Right Hand Reverse LM - Latch Bolt Monitoring MLR - Motorized Latch Retraction SS - Signal Switch, Request to Exit or Monitoring SS-2 - Dual Signal Switch, Request to Exit and Monitoring		613 – Oil Rubbed Bronze 630 – Satin Stainless Steel	
62	02*	V	—	—	7	AL	LBR	630	AM
02 – Hex Key Dogging (Standard) 12 – Cylinder Dogging * Dogging Not Furnished With Fire Labeled Devices		BLANK – Panic Listed (Default) F – Fire Listed		7 – 7ft (default) 8 – 8ft 9 – 9ft 10 – 10ft		LBR – Less Bottom Rod		AM – Anti-microbial	
DOGGING		LABELING		DOOR HEIGHT		VERTICAL RODS		SPECIAL FINISH COATING	

**6202 SERIES**  
NARROW STILE SURFACE  
VERTICAL ROD EXIT DEVICE

# 6202 NARROW STILE SURFACE VERTICAL ROD EXIT DEVICE

**LIST PRICE**

Effective November 1, 2016

PART	DESCRIPTION	LIST PRICE	
		630	613
6202V	Surface vertical rod, UL panic listed, hex key dogging, 3'0" door	\$1518	\$1638
6202CVLBR	Surface vertical rod, less bottom rod, UL panic listed, cylinder dogging, 3'0" door	\$1529	\$1649
6212V	Surface vertical rod, UL panic listed, cylinder dogging, 3'0" door	\$1619	\$1739
6202VF	Surface vertical rod, UL fire listed, no dogging, 3'0" door	\$1650	\$1770
6202VFLBR	Surface vertical rod, less bottom rod, UL fire listed, no dogging, 3'0" door	\$1660	\$1780
6202VA	Surface vertical rod, UL panic listed, hex key dogging, 4'0" door	\$1663	\$1783
6212VA	Surface vertical rod, UL panic listed, cylinder dogging, 4'0" door	\$1764	\$1884
6202VFA	Surface vertical rod, UL fire listed, no dogging, 4'0" door	\$1791	\$1911
6202VFALBR	Surface vertical rod, less bottom rod, UL fire listed, no dogging, 4'0" door	\$1791	\$1911

**Note:** For functions and finishes not shown, contact PDQ Customer Service.

PDQ endeavors to stock all finishes shown in this price book for immediate shipment (1-2 days, less keying). However, we suggest you contact the factory to confirm availability for large jobs.

## CROSS REFERENCE

DESCRIPTION	PDQ	CORBIN	DORMA	FALCON	HAGER	SARGENT	VON DUPRIN	YALE
SURFACE VERTICAL HEX DOGGING	6202V	ED4400	9800	24-V	Not Offered	Not Offered	3327A	6270
SURFACE VERTICAL CYLINDER DOGGING	6212V	M52ED4400	CD9800	CD 24-V	Not Offered	Not Offered	3327A CD	6275
SURFACE VERTICAL FIRE LISTED	6202VF	ED4400 MA	F9800	F 24-V	Not Offered	Not Offered	3327A F	6270 F
SURFACE VERTICAL HEX DOGGING LESS BOTTOM ROD	6202VLBR	Not Listed	F9800 LB	24-V LBR	Not Offered	Not Offered	3327A LBR/LBL	6270 LBR
SURFACE VERTICAL CYLINDER DOGGING LESS BOTTOM ROD	6212VLBR	Not Listed	CD9800 LB	CD 24-V LBR	Not Offered	Not Offered	3327A CD LBR/ LBL	6275 LBR

Information on this sheet is compiled from public documents and third parties. As a result, PDQ makes no guarantees as to their accuracy, content, quality or availability. Comparisons were made using the technical features only and are not commercial comparisons. Final suitability should be determined by a professional hardware consultant.

**6202 SERIES**  
NARROW STILE SURFACE  
VERTICAL ROD EXIT DEVICE

THIS PAGE LEFT BLANK INTENTIONALLY

# EXIT DEVICES 6202 SERIES

ARCHITECTURAL  
NARROW STILE

## CONCEALED VERTICAL ROD

### SPECIFICATIONS

#### CHASSIS:

#### RAIL:

#### TOUCH PAD:

#### LATCHES:

#### PROJECTION:

#### HAND:

#### DOGGING:

#### MINIMUM STILE WIDTH:

#### DOOR THICKNESS:

#### DOOR WIDTH:

#### FINISHES:

#### FASTENERS:

#### MOUNTING HEIGHT:

#### VERTICAL RODS:

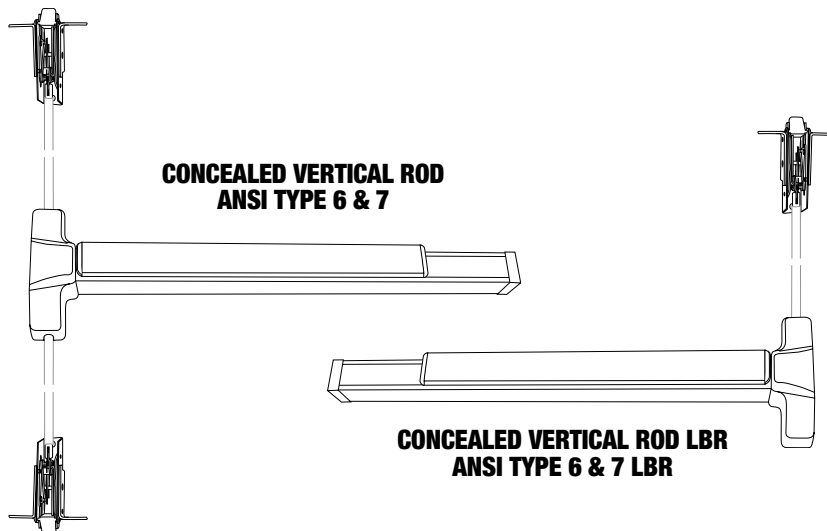
#### CERTIFICATIONS, LISTINGS COMPLIANCES:

#### WARRANTY:



## LIST PRICE

Effective November 1, 2016



- Corrosion resistant plated steel
- Extruded aluminum
- Stainless steel
- Top Latch — Pullman with dead latching 5/8" (16mm) throw
- Bottom Latch — Pullman with 5/8" (16mm) throw, held retracted during door swing
- 3-1/8" projection • 2-5/8" projection when dogged
- Device and trim are non-handed
- Hex key dogging standard • Cylinder dogging optional
- No dogging on fire listed devices
- 2-5/8"
- For 2" Narrow Stile applications, contact PDQ Technical Service
- 1-3/4" For other door thickness applications, contact PDQ Customer Service
- Supplied standard for 3 ft doors.
- Consult Door Width Chart to determine correct device for your application
- 613 — Oil Rubbed Bronze, 630 — Satin Stainless Steel
- Device supplied with sex nuts, wood screws and machine screws.
- Device centerline from finished floor: 40" (1016mm)
- 1/2" (13mm) diameter tubular stock for 7' doors (Default). (Optional rod extensions available for doors up to 10").
- UL/ULC 305 listed for "Panic", UL10C Listed for "Fire Exit Hardware" labeled for up to 3 hours for 4'0" x 8'0" maximum single, 8'0" x 8'0" maximum pairs
- Certified to ANSI/BHMA 156.3-2008, Grade 1
- Complies with ADA (Americans with Disabilities Act) and ICC/ANSI 117.1 for Accessible and Usable Buildings
- Meets the requirements of the Buy American Act.
- Ten (10) year limited warranty

6202 SERIES  
NARROW STILE CONCEALED  
VERTICAL ROD EXIT DEVICE

# 6202 NARROW STILE CONCEALED VERTICAL ROD EXIT DEVICE

**LIST PRICE**  
Effective November 1, 2016

## HOW TO ORDER

SERIES		DEVICE TYPE		DOOR WIDTH		OPTIONS		FINISH	
Exit Device Series		CV – Concealed Vertical Rod		BLANK – For 3' Doors (Default) A – For doors up to 4' Consult Door Width Chart to determine correct device for your application		AL LHR - Alarm Option, Left Hand AL RHR - Alarm Option, Right Hand MLR - Motorized Latch Retraction SS - Signal Switch, Request to Exit or Monitoring SS-2 - Dual Signal Switch, Request to Exit and Monitoring		613 – Oil Rubbed Bronze 630 – Satin Stainless Steel	
62	02*	CV	—	—	7	—	—	630	—
02 – Hex Key Dogging (Standard) 12 – Cylinder Dogging * Dogging Not Furnished With Fire Labeled Devices		BLANK – Panic Listed (Default) F – Fire Listed		7 – 7ft (default) 8 – 8ft 9 – 9ft 10 – 10ft		LBR – Less Bottom Rod		AM – Antimicrobial	
DOGGING		LABELING		DOOR HEIGHT		VERTICAL RODS		SPECIAL FINISH COATING	

**6202 SERIES**  
NARROW STILE CONCEALED  
VERTICAL ROD EXIT DEVICE



# 6202 NARROW STILE CONCEALED VERTICAL ROD EXIT DEVICE

**LIST PRICE**

Effective November 1, 2016

PART	DESCRIPTION	LIST PRICE	
		630	613
6202CV	Concealed vertical rod, UL panic listed, hex key dogging, 3'0" door	\$1525	\$1623
6202CVLBR	Concealed vertical rod, less bottom rod, UL panic listed, hex key dogging, 3'0" door	\$1536	\$1634
6212CV	Concealed vertical rod, UL panic listed, cylinder dogging, 3'0" door	\$1626	\$1724
6202CVF	Concealed vertical rod, UL fire listed, no dogging, 3'0" door	\$1657	\$1755
6202CVFLBR	Concealed vertical rod, less bottom rod, UL fire listed, no dogging, 3'0" door	\$1667	\$1765
6202CVA	Concealed vertical rod, UL panic listed, hex key dogging, 4'0" door	\$1642	\$1768
6212CVA	Concealed vertical rod, UL panic listed, cylinder dogging, 4'0" door	\$1743	\$1869
6202CVFA	Concealed vertical rod, UL fire listed, no dogging, 4'0" door	\$1770	\$1896
6202CVFALBR	Concealed vertical rod, less bottom rod, UL fire listed, no dogging, 4'0" door	\$1770	\$1896

**Note:** For functions and finishes not shown, contact PDQ Customer Service.

PDQ endeavors to stock all finishes shown in this price book for immediate shipment (1-2 days, less keying). However, we suggest you contact the factory to confirm availability for large jobs.

## CROSS REFERENCE

DESCRIPTION	PDQ	CORBIN	DORMA	FALCON	HAGER	SARGENT	VON DUPRIN	YALE
CONCEALED VERTICAL ROD HEX DOGGING	6202CV	ED4800	9600	24-C	4601 CVR 0	MD8400	3347A-E0	7220
CONCEALED VERTICAL ROD CYLINDER DOGGING	6212CV	ED4800-M52	CD9600	CD24-C	4601 CVR C	16-MD8400	CD3347A-E0	7225
CONCEALED VERTICAL ROD FIRE LISTED	6202CVF	ED4800A	F9600	F24-C	4601 CVR F	12-MD8400	3347A-E0-F	7220F
CONCEALED VERTICAL ROD HEX DOGGING LESS BOTTOM ROD	6202CVLBR	ED4800-M51	F9600 LB	24-C-LBR	N/A	NB16-MD8400	3347A-E0-LBR	N/A
CONCEALED VERTICAL ROD CYLINDER DOGGING LESS BOTTOM ROD	6212CVLBR	ED4800-M51-M52	CD9600 LB	CD24-C-LBR	N/A	NB12-MD8400	CD3347A-E0-LBR	N/A

Information on this sheet is compiled from public documents and third parties. As a result, PDQ makes no guarantees as to their accuracy, content, quality or availability. Comparisons were made using the technical features only and are not commercial comparisons. Final suitability should be determined by a professional hardware consultant.

**6202 SERIES**  
NARROW STILE CONCEALED  
VERTICAL ROD EXIT DEVICE

# 6202 SERIES OPTIONS

## LIST PRICE

Effective November 1, 2016

### ELECTRIFIED OPTIONS

ELECTRIFIED HINGES NOW AVAILABLE - SEE HINGE SECTION

OPTION	DESCRIPTION	LIST PRICE
AL LHR	Alarm Option, Left Hand Reverse	\$402
AL RHR	Alarm Option, Left Hand Reverse	\$402
LM	Latch Bolt Monitoring	\$208
MLR	Motorized Latch Retraction	\$858
SS	Signal Switch - Request to Exit or Monitoring	\$165
SS-2	Dual Signal Switch - Request to Exit and Monitoring	\$330

Note: Parts discount applies.

### POWER SUPPLIES

OPTION	DESCRIPTION	LIST PRICE
81440	Power Supply	\$630

Note: Parts discount applies.

### ANTIMICROBIAL COATING

DESIGNATOR	DESCRIPTION	LIST PRICE ADD
AM	Antimicrobial coating applied to Touchbar and Chassis Cover	\$162.00

**Notes:**

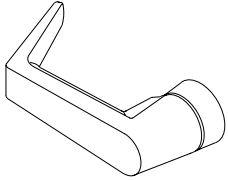
- Parts discount applies
- 6 piece minimum required. Can be a mix of different products.
- Orders with less than 6 pieces need to be quoted and the list price add adjusted.
- Allow 2-3 weeks for delivery.

# 6202 SERIES NARROW EXIT DEVICE TRIM



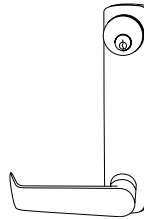
**LIST PRICE**  
Effective November 1, 2016

## LEVER SHAPES



PHILADELPHIA

## TRIM TYPES



ESCUTCHEON



GRIP PULL

## ANSI TRIM FUNCTIONS

ANSI FUNCTION	DESCRIPTION
02	Entrance by trim when actuating bar is locked down (dummy trim).
03	Entrance by trim when latch bolt is retracted by key. Key removable only when locked (night latch).
04	Entrance by trim when latch bolt is retracted by key or set in retracted position by key (night latch with cylinder dogging). Requires 6202 device with cylinder dogging.
08	Entrance by knob or lever. Key unlocks lever (classroom lever).
14	Entrance by trim when latch bolt is released by lever. Always active, no cylinder (passage lever).

## FINISHES

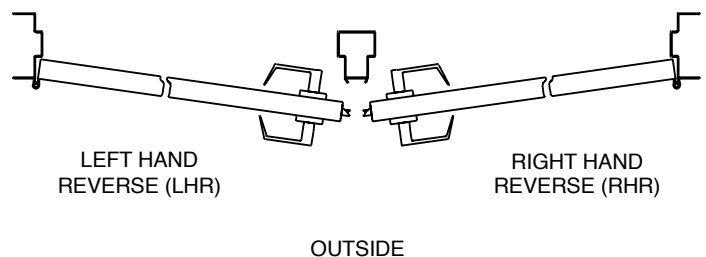
### ANSI (US) \_\_\_\_\_ Description

#### ARCHITECTURAL

613 (US10B)	Oil Rubbed Bronze, No Coating
626 (US26D)	Satin Chromium Plated, No Coating
630 (US32D)	Satin Stainless Steel, No Coating (Grip Pull only)

## HANDING

### Out Swing Door



**6202 SERIES**  
NARROW STILE CONCEALED  
VERTICAL ROD EXIT DEVICE

# 6202 SERIES NARROW EXIT DEVICE TRIM



**LIST PRICE**  
Effective November 1, 2016

## ORDERING GUIDE

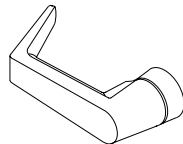
TYPE		LEVER SHAPES		FINISH <sup>6</sup>		SPECIAL FINISH COATING		KEYWAY <sup>4</sup>		KEYING <sup>4</sup>	
GN — Grip Pull, Narrow EN — Escutcheon, Narrow Stile		PHL — Philadelphia		613 — Oil Rubbed Bronze 626 — Satin Chrome 630 — Satin Stainless Steel				SCC		KD	
6	EN	08	PHL		626			D	SCC	KD	
6		14 — Passage w/Lever 08 — Classroom w/Lever 03 — Night Latch 04 — Night Latch w/Exit Device Cylinder Dogging 02 — Dummy Trim		RHR LHR				D — Default L — Less Cylinder SF6 — SFIC w/Core, 6 Pin SF7 — SFIC w/Core, 7 Pin LF — Schalte <sup>®</sup> Compatible LFIC w/Core SFL — SFIC Housing less core LFL — Schalte <sup>®</sup> Compatible LFIC Housing less core			
SERIES		ANSI FUNCTION		HANDING <sup>1</sup>		DOOR THICKNESS <sup>2,3</sup>		CYLINDER OR HOUSING <sup>4,5,7</sup>			

### Ordering Example: 6 EN 08 PHL 626

■ - Denotes factory default

#### Notes:

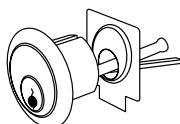
- 1 - All levers field handed
- 2 - Std door thickness - 1-3/4" - 2"
- 3 - For other door thickness applications, contact PDQ Customer Service
- 4 - Most common cylinders, housings, keyway and keying options shown.  
For additional options, consult Cylinders and Keying section of price list.
- 5 - List price includes standard default cylinder
- 6 - Other finishes available. Contact PDQ Customer Service.
- 7 - LFIC available only with PHL lever



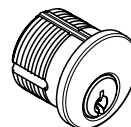
PHILADELPHIA — PHL 

## DEFAULT TRIM CYLINDER REFERENCE GUIDE

ANSI FUNCTION	DESCRIPTION	EN — ESCUTCHEON FOR NARROW STILE	GN — GRIP PULL, NARROW STILE
03	Night Latch	RIM	RIM
04	Night Latch w/Exit Device Cylinder Dogging	RIM	RIM
05	Classroom w/Thumb Piece	—	Mortise
08	Classroom w/Lever	Mortise	—



RIM CYLINDER



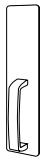
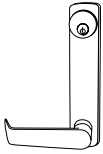
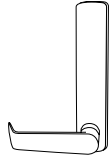
MORTISE CYLINDER

# 6202 SERIES NARROW EXIT DEVICE TRIM

**LIST PRICE**

Effective November 1, 2016

**NARROW STILE TRIM** **BHMA**  
CERTIFIED



ESCUTCHEON			ARCHITECTURAL FINISHES	
ANSI FUNCTION	DESCRIPTION	TRIM TYPE	630	613
02	Dummy Trim (Rigid Lever)	6 EN 02 PHL	\$512	\$514
03	Night Latch w/Lever	6 EN 03 PHL	\$625	\$627
04	Night Latch w/Exit Device Cylinder Dogging	6 EN 04 PHL	\$625	\$627
08	Classroom w/ Lever	6 EN 08 PHL	\$639	\$636
14	Passage w Lever	6 EN 14 PHL	\$600	\$602

**BHMA**  
CERTIFIED

GRIP PULL			ARCHITECTURAL FINISHES	
ANSI FUNCTION	DESCRIPTION	TRIM TYPE	630	613
02	Dummy Trim	6 GN 02	\$250	\$240
03	Night Latch	6 GN 03	\$395	\$395
04	Night Latch w/Exit Device Cylinder Dogging	6 GN 04	\$395	\$395

Note: For functions and finishes not shown, contact PDQ Customer Service.

## ANTIMICROBIAL COATING

DESIGNATOR	DESCRIPTION	LIST PRICE ADD
AM	Antimicrobial coating applied to tactile surfaces	\$144.00

## 6202 SERIES TRIM CROSS REFERENCE

NARROW ESCUTCHEON FOR RIM DEVICES				
OLD TRIM #	STATUS	NEW TRIM #	ANSI FUNCTION	DESCRIPTION
629NEDTPHL	# CHANGED TO:	6 EN 02 PHL	02	DUMMY TRIM (RIGID LEVER)
629NENLPHL	# CHANGED TO:	6 EN 03 PHL	03	NIGHT LATCH
629NENLPHL (REQ. DEVICE W/CD)	# CHANGED TO:	6 EN 04 PHL (REQ. DEVICE W/CD)	04	NIGHT LATCH W/CYL. DOGGING
629NECLPHL	# CHANGED TO:	6 EN 08 PHL	08	CLASSROOM
629NEPAPHL	# CHANGED TO:	6 EN 14 PHL	14	PASSAGE
NARROW GRIP PULL FOR RIM DEVICES				
OLD TRIM #	STATUS	NEW TRIM #	ANSI FUNCTION	DESCRIPTION
629NGPH	# CHANGED TO:	6 GN 02	02	DUMMY TRIM (RIGID LEVER)
629NGPG	# CHANGED TO:	6 GN 03	03	NIGHT LATCH
629NGPG (REQ. DEVICE W/CD)	# CHANGED TO:	6 GN 04 (REQ. DEVICE W/CD)	04	NIGHT LATCH W/CYL. DOGGING

**6200 SERIES**  
NARROW STILE CONCEALED  
VERTICAL ROD EXIT DEVICE



THIS PAGE LEFT BLANK INTENTIONALLY

# EXIT DEVICES 4200 SERIES

COMMERCIAL WIDE STILE



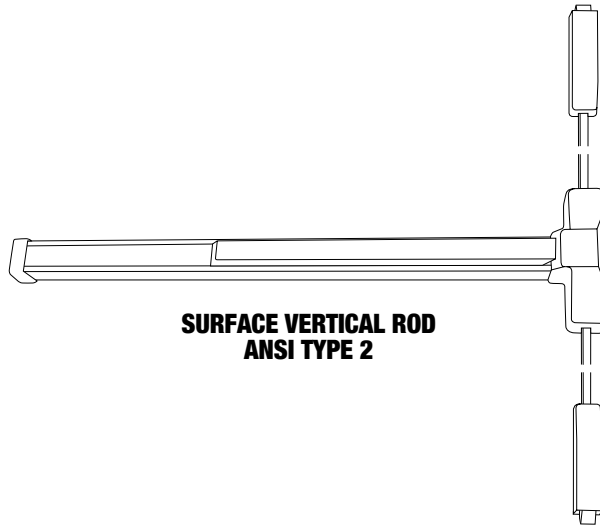
## LIST PRICE

Effective November 1, 2016

The PDQ 4200 Series offers a reliable and economical solution for compliance with life safety and fire code requirements. The 4200 is available in painted colors and architectural finishes [with metal chassis cover and end cap. Function is determined by the trim selection, making the device well suited to stocking distributors. Rim and surface vertical rod applications are available to provide both security and egress.



**RIM  
ANSI TYPE 1**



**SURFACE VERTICAL ROD  
ANSI TYPE 2**

**4200 SERIES**  
EXIT DEVICE

## HOW TO ORDER

SERIES	APPLICATION	SIZE	
	R – Rim V – Surface Vertical Rod	3 ft unit standard "A" size for 3'2"-4'0" door maximum Consult Door Width Chart to determine correct device for your application	
<b>42</b>	<b>00*</b>	<b>R</b>	<b>F</b>
		<b>A</b>	<b>630</b>
00 – Hex Key Dogging (Standard) * Dogging Not Furnished With Fire Listed Devices		F – Fire Listed No Designation – Panic	689 – Aluminum 695 – Duro Bronze 696 – Gold 605 – Polished Brass 626 – Satin Chrome 630 – Satin Stainless Steel
<b>DOGGING</b>		<b>LABELING</b>	<b>FINISH</b>

**NOTE:** Rim – Case quantity is 4 / 3' Case weight is 43 lbs. / 4' Case weight is 45 lbs.  
Vertical – Case quantity is 4 / 3' Case weight is 61 lbs. / 4' Case weight is 67 lbs.

## DOOR WIDTH CHART

PART	DESCRIPTION	FOR DOOR	MIN DOOR	MAX CUT	PUSH PAD
<b>4200R</b>	4200 Rim Regular dogging	36"	27"	9"	18"
<b>4200RF</b>	4200 Rim Fire Listed	36"	27"	9"	18"
<b>4200V</b>	4200 SVR Regular dogging	36"	27"	9"	18"
<b>4200VF</b>	4200 SVR Fire Listed	36"	27"	9"	18"
<b>4200RA</b>	4200 Rim Regular dogging	48"	39"	9"	30"
<b>4200RFA</b>	4200 Rim Fire Listed	48"	39"	9"	30"
<b>4200VA</b>	4200 SVR Regular dogging	48"	39"	9"	30"
<b>4200VFA</b>	4200 SVR Fire Listed	48"	39"	9"	30"

**Note:** A units cannot be cut down to fit 3' doors. Consult chart above.



# EXIT DEVICES

# 4200

# SERIES

COMMERCIAL WIDE STILE

## RIM

### SPECIFICATIONS

#### CHASSIS:

#### RAIL:

#### TOUCH PAD:

#### STRIKE:

#### PROJECTION:

#### HAND:

#### DOGGING:

#### MINIMUM STILE WIDTH:

#### DOOR THICKNESS:

#### DOOR WIDTH:

#### FINISHES:

#### FASTENERS:


#### CERTIFICATIONS, LISTINGS COMPLIANCES:

#### WARRANTY:



## LIST PRICE

Effective November 1, 2016



**RIM**  
**ANSI TYPE 1**

- Corrosion resistant plated steel
- Heavy gauge steel or stainless steel
- Heavy gauge steel or stainless steel
- Supplied standard for 161 prep with 5/8" stop and standard door gap of 1/8"
- 2-5/8" projection
- Device is non-handed
- Hex key dogging standard
- No dogging on fire listed devices
- 2-1/2"
- 1-3/4" For other door thickness applications, contact PDQ Customer Service
- Supplied standard for 3 ft doors.
- Consult Door Width Chart to determine correct device for your application
- 605 – Polished Brass, 626 – Satin Chrome, 630 – Satin Stainless Steel, 689 Aluminum, 695 - Duro Bronze, 696 - Gold
- Device supplied with wood screws and machine screws
- Sex nuts standard with fire listed devices
- UL/ULC 305 listed for "Panic", UL10C Listed for "Fire Exit Hardware" labeled for up to 1-1/2 hour **for 3'0" x 7'0" maximum** single, 6'0" x 7'0" maximum pairs
- Complies with ADA (Americans with Disabilities Act) and ICC/ANSI 117.1 for Accessible and Usable Buildings
- Meets requirements of the Buy American Act.
- Five (5) year limited warranty

# 4200 RIM EXIT DEVICE

## LIST PRICE

Effective November 1, 2016

## RIM EXIT DEVICE

PART	DESCRIPTION	LIST PRICE		
		630	605/626	689/695/696
4200R	Rim, UL panic listed, hex key dogging, 3'0" door	\$642	\$543	\$376
4200RA	Rim, UL panic listed, hex key dogging, 4'0" door	\$720	\$611	\$413
4200RF	Rim, UL fire listed, no dogging, 3'0" door	\$769	\$651	\$498

Note: For functions and finishes not shown, contact PDQ Customer Service.

PDQ endeavors to stock all finishes shown in this price book for immediate shipment (1-2 days, less keying). However, we suggest you contact the factory to confirm availability for large jobs.

## CROSS REFERENCE

DESCRIPTION	PDQ	VON DUPRIN	FALCON	SARGENT	CORBIN	DORMA	YALE	HAGER
EXIT, RIM, HEX DOGGING	4200R	22	18-R	8800	ED5200	8300	7100	4501 RIM 0
EXIT, RIM, FIRE LISTED	4200RF	2227	F-18-R	12-8800	ED5200A	F8300	7100F	4501 RIM FR

Information on this sheet is compiled from public documents and third parties. As a result, PDQ makes no guarantees as to their accuracy, content, quality or availability. Comparisons were made using the technical features only and are not commercial comparisons. Final suitability should be determined by a professional hardware consultant.

# EXIT DEVICES

# 4200

# SERIES

COMMERCIAL WIDE STILE

## SURFACE

## VERTICAL ROD

### SPECIFICATIONS

#### CHASSIS:

#### RAIL:

#### TOUCH PAD:

#### LATCHES:

#### BACKSET:

#### PROJECTION:

#### HAND:

#### DOGGING:

#### MINIMUM STILE WIDTH:

#### DOOR THICKNESS:

#### DOOR WIDTH:

#### FINISHES:

#### FASTENERS:

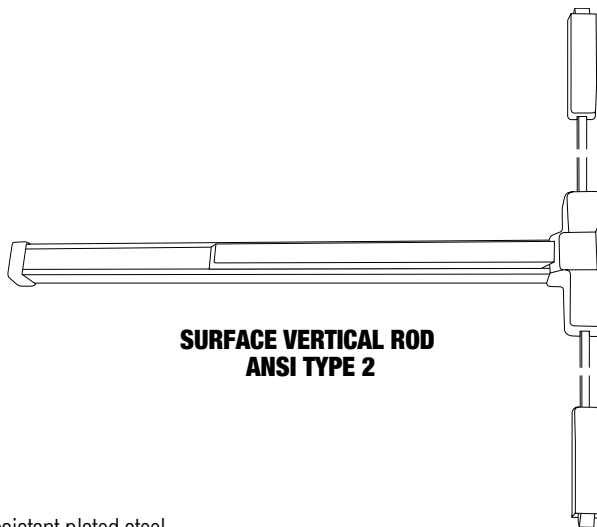
#### CERTIFICATIONS, LISTINGS COMPLIANCES:

#### WARRANTY:



## LIST PRICE

Effective November 1, 2016



**SURFACE VERTICAL ROD  
ANSI TYPE 2**

- Corrosion resistant plated steel
- Heavy gauge steel or stainless steel
- Heavy gauge steel or stainless steel
- Top Latch — Pullman with dead latching 5/8" (16mm) throw
- Bottom Latch — Pullman with 5/8" (16mm) throw, held retracted during door swing
- 2-3/4" backset • Supplied standard for 161 prep with door gap of 1/8"
- 2-5/8" projection
- Device is non-handed
- Hex key dogging standard • No dogging on fire listed devices
- 2-1/2"
- 1-3/4" For other door thickness applications, contact PDQ Customer Service
- Supplied standard for 3 ft doors.
- Consult Door Width Chart to determine correct size device
- 605 — Polished Brass, 626 — Satin Chrome, 630 — Satin Stainless Steel, 689 Aluminum, 695 - Duro Bronze, 696 - Gold
- Fasteners furnished for wood and metal door applications
- Sex nuts standard with fire listed devices
- UL/ULC 305 listed for "Panic", UL10C Listed for "Fire Exit Hardware" labeled for up to 1-1/2 hour **for 3'0" x 7'0" maximum** single, 6'0" x 7'0" maximum pairs
- Complies with ADA (Americans with Disabilities Act) and ICC/ANSI 117.1 for Accessible and Usable Buildings
- Meets requirements of the Buy American Act.
- Five (5) year limited warranty

**4200 SERIES**  
SURFACE VERTICAL ROD  
EXIT DEVICE

# 4200 SURFACE VERTICAL ROD EXIT DEVICE

## LIST PRICE

Effective November 1, 2016

PART	DESCRIPTION	LIST PRICE		
		630	605/626	689/695/696
4200V	Surface vertical rod, UL panic listed, hex key dogging, 3'0" door	\$902	\$883	\$723
4200VF	Surface vertical rod, UL fire listed, no dogging, 3'0" door	\$1065	\$955	\$795
4200VA	Surface vertical rod, UL panic listed, hex key dogging, 4'0" door	\$1071	\$919	\$741

**Note:** For functions and finishes not shown, contact PDQ Customer Service.

PDQ endeavors to stock all finishes shown in this price book for immediate shipment (1-2 days, less keying). However, we suggest you contact the factory to confirm availability for large jobs.

## CROSS REFERENCE

DESCRIPTION	PDQ	CORBIN	DORMA	FALCON	HAGER	SARGENT	VON DUPRIN	YALE
SURFACE VERTICAL HEX DOGGING	4200V	ED5400	8400	18-V	4501 SVR 0	8700	9927-E0	7110
SURFACE VERTICAL FIRE RATED	4200VF	ED5400A	F8400	F-18-V	4501 SVR FR	12-8700	9927-E0-F	7110F
SURFACE VERTICAL HEX DOGGING LESS BOTTOM ROD	4200VLBR	ED5400-M55	F8400 LB	18-V-LBR	4501 LBR 0	NB8700	9927-E0-LBR	7170 LBR

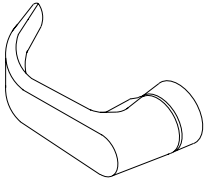
Information on this sheet is compiled from public documents and third parties. As a result, PDQ makes no guarantees as to their accuracy, content, quality or availability. Comparisons were made using the technical features only and are not commercial comparisons. Final suitability should be determined by a professional hardware consultant.

# 4200 SERIES EXIT DEVICE TRIM

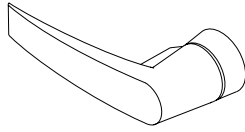
**LIST PRICE**

Effective November 1, 2016

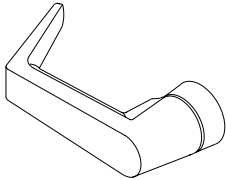
## LEVER SHAPES



BOSTON 

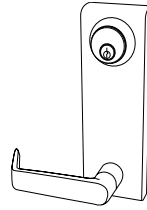


MIAMI 

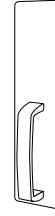


PHILADELPHIA 

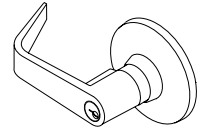
## TRIM TYPES



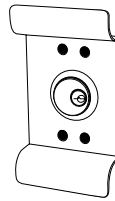
ESCUTCHEON



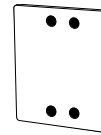
GRIP PULL



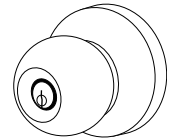
SECTIONAL LEVER



PULL



PLATE



SECTIONAL KNOB

## ANSI TRIM FUNCTIONS

ANSI FUNCTION	DESCRIPTION
01	Exit only, no trim or blank escutcheon.
02	Entrance by trim when actuating bar is locked down (dummy trim).
03	Entrance by trim when latch bolt is retracted by key. Key removable only when locked (night latch).
05	Entrance by thumb piece. Key locks or unlocks thumb piece (classroom thumb piece).
08	Entrance by knob or lever. Key unlocks knob or lever (classroom knob/lever).
09	Entrance by knob or lever only when released by key. Key removable when locked.
14	Entrance by trim when latch bolt is released by knob or lever. Always active, no cylinder (passage knob/lever).
15	Entrance by trim when latchbolt is released by thumb piece. Always active, no cylinder (passage thumb piece).

## FINISHES

### ANSI (US) Description

#### ARCHITECTURAL

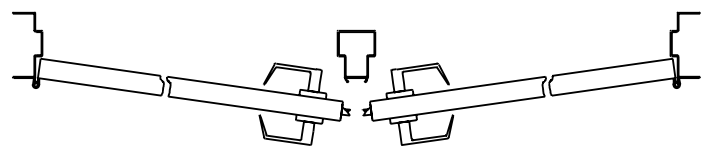
- 605 (US3) Bright Brass, Clear Coated
- 613 (US10B) Oil Rubbed Bronze, No Coating
- 626 (US26D) Satin Chromium Plated, No Coating
- 630 (US32D) Satin Stainless Steel, No Coating

#### PAINTED

- 689 (US28) Aluminum
- 695 (None) Dark Duranodic Bronze

## HANDING

### Out Swing Door



LEFT HAND  
REVERSE (LHR)

RIGHT HAND  
REVERSE (RHR)

OUTSIDE

**4200 SERIES**  
EXIT DEVICE



# 4200 SERIES EXIT DEVICE TRIM

LIST PRICE

Effective November 1, 2016

## ORDERING GUIDE

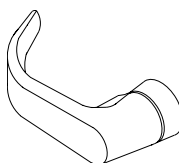
TYPE		LEVER SHAPES <sup>7</sup>		FINISH <sup>6</sup>		DOOR THICKNESS <sup>2,3</sup>		KEYING <sup>4</sup>	
K — Knob GW — Grip Pull, Wide Stile P — Plate/Pull SH — Sectional, Heavy Duty EN — Escutcheon, Narrow EW — Escutcheon, Wide		BSN — Boston MIA — Miami PHL — Philadelphia		605 — Bright Brass 613 — Oil Rubbed Bronze 626 — Satin Chrome 630 — Satin Stainless Steel 689 — Aluminum Painted 695 — Dark Duranodic Bronze Painted		1- 3/4 - 2”		KD	
4	EW	08	PHL		626		D	SCC	KD
4		15 — Passage w/Thumb Piece 14 — Passage w/Lever 09 — Storeroom w/Lever 08 — Classroom w/Lever 05 — Classroom w/Thumb Piece 03 — Night Latch 02 — Dummy Trim 01 — Exit only		RHR LHR		D — Default L — Less Cylinder SF6 — SFIC w/Core, 6 Pin SF7 — SFIC w/Core, 7 Pin LF — Schalge <sup>®</sup> Compatible LFIC w/Core SFL — SFIC Housing less core LFL — Schalge <sup>®</sup> Compatible LFIC Housing less core		SCC	
SERIES		ANSI FUNCTION		HANDING <sup>1,8</sup>		CYLINDER OR HOUSING <sup>4,5</sup>		KEYWAY <sup>4</sup>	

### Ordering Example: 4 EW PHL 08 626

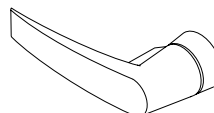
■ - Denotes factory default

#### Notes:

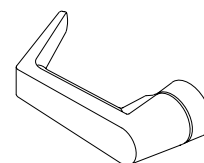
- 1 - All levers field handed
- 2 - Std door thickness - 1-3/4" - 2-1/4" for escutcheon trim and sectional
- 3 - For other door thickness applications, contact PDQ Customer Service
- 4 - Most common cylinders, housings, keyway and keying options shown.  
For additional options, consult Cylinders and Keying section of price list.
- 5 - List price includes standard default cylinder
- 6 - See trim list price section for finishes available
- 7 - Boston and Miami Levers only available with 6S Section Trim only.
- 8 - Specify handing for GW series trim.



BOSTON — BSN



MIAMI — MIA

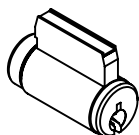


PHILADELPHIA — PHL

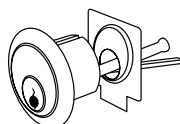


## DEFAULT TRIM CYLINDER REFERENCE GUIDE

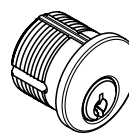
ANSI FUNCTION	DESCRIPTION	EW — ESCUTCHEON WIDE	EN — ESCUTCHEON NARROW	S — SECTIONAL	P — PLATE	GW — GRIP PULL, WIDE STILE	K — KNOB
03	Night Latch	—	—	—	RIM	RIM	—
05	Classroom w/Thumb Piece	—	—	—	—	Mortise	—
08	Classroom w/Lever	Mortise	Mortise	Key in Knob/Lever	—	—	Key in Knob/Lever
09	Storeroom w/Lever	Mortise	—	Key in Knob/Lever	—	—	—



KEY IN KNOB/LEVER CYLINDER



RIM CYLINDER



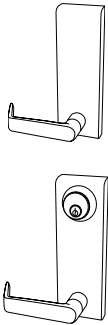
MORTISE CYLINDER

# 4200 SERIES EXIT DEVICE TRIM

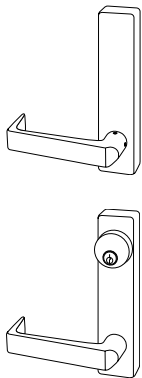
**LIST PRICE**

Effective November 1, 2016

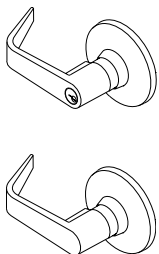
## WIDE STILE TRIM



WIDE ESCUTCHEON			ARCHITECTURAL FINISHES	
ANSI FUNCTION	DESCRIPTION	TRIM TYPE	613	626
02	Dummy Trim (Rigid Lever)	4 EW 02 PHL	\$408	\$402
08	Classroom w/ Lever	4 EW 08 PHL	\$485	\$474
09	Storeroom w/ Lever	4 EW 09 PHL	\$485	\$474
14	Passage w/ Lever	4 EW 14 PHL	\$442	\$434

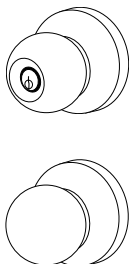


NARROW ESCUTCHEON			ARCHITECTURAL FINISHES		PAINTED
ANSI FUNCTION	DESCRIPTION	TRIM TYPE	605	626	689 695
02	Dummy Trim (Rigid Lever)	4 EN 02 PHL	\$217	\$206	\$198
08	Classroom w/ Lever	4 EN 08 PHL	\$258	\$255	\$265
09	Storeroom w/ Lever	4 EN 09PHL	\$258	\$255	\$265
14	Passage w/ Lever	4 EN 14 PHL	\$242	\$240	\$238



SECTIONAL LEVER, HEAVY DUTY			ARCHITECTURAL FINISHES	
ANSI FUNCTION	DESCRIPTION	TRIM TYPE	613	626
02	Dummy Trim (Rigid Lever)	4 SH 02 BSN, MIA, PHL	\$228	\$225
08	Classroom w/ Lever	4 SH 08 BSN, MIA, PHL	\$288	\$284
09	Storeroom w/Lever	4 SH 09 BSN, MIA, PHL	\$288	\$284
14	Passage w/ Lever	4 SH 14 BSN, MIA, PHL	\$266	\$262

Note: For functions and finishes not shown, contact PDQ Customer Service.



SECTIONAL KNOB			ARCHITECTURAL FINISHES
ANSI FUNCTION	DESCRIPTION	TRIM TYPE	630
08	Classroom	4 K 08	\$158
14	Passage	4 K 14	\$150

Note: For functions and finishes not shown, contact PDQ Customer Service.

**4200 SERIES**  
EXIT DEVICE

# 4200 SERIES EXIT DEVICE TRIM

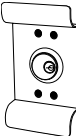
## LIST PRICE

Effective November 1, 2016

### WIDE STILE TRIM



PLATE TRIM



PULL TRIM

PLATE/PULL			PAINTED
ANSI FUNCTION	DESCRIPTION	TRIM TYPE	689 695
01	Exit only (Blank plate)	4 P 01	\$69
02	Dummy Pull Trim	4 P 02	\$70
03	Night Latch	4 P 03	\$116



GRIP PULL			ARCHITECTURAL FINISHES			PAINTED
ANSI FUNCTION	DESCRIPTION	TRIM TYPE	605	626	630	689 695
02	Dummy Trim (Grip Pull only)	4 GW 02	\$239	\$xxx	\$267	\$210
03	Night Latch	4 GW 03	\$279	\$xxx	\$271	\$217
05	Classroom w/Thumb Piece	4 GW 05	\$314	\$xxx	\$297	\$245
15	Passage w/Thumb Piece	4 GW 15	\$298	\$xxx	\$294	\$241

Note: Specify handing.



# 4200 SERIES EXIT DEVICE TRIM

**LIST PRICE**

Effective November 1, 2016

## 4200 SERIES TRIM CROSS REFERENCE

WIDE ESCUTCHEON FOR RIM & SVR DEVICES				
OLD TRIM #	STATUS	NEW TRIM #	ANSI FUNCTION	DESCRIPTION
429LPENXH	# CHANGED TO:	4 EW 02 PHL	02	DUMMY TRIM (RIGID LEVER)
429LPEKFH	# CHANGED TO:	4 EW 08 PHL	08	CLASSROOM
429LPEKXH	# CHANGED TO:	4 EW 09 PHL	09	STOREROOM
429LPENFH	# CHANGED TO:	4 EW 14 PHL	14	PASSAGE
NARROW ESCUTCHEON FOR RIM & SVR DEVICES				
OLD TRIM #	STATUS	NEW TRIM #	ANSI FUNCTION	DESCRIPTION
429LPENX	# CHANGED TO:	4 EN 02 PHL	02	DUMMY TRIM (RIGID LEVER)
429LPEKF	# CHANGED TO:	4 EN 08 PHL	08	CLASSROOM
429LPEKX	# CHANGED TO:	4 EN 09 PHL	09	STOREROOM
429LPENF	# CHANGED TO:	4 EN 14 PHL	14	PASSAGE
SECTIONAL HD LEVER TRIM FOR RIM & SVR DEVICES				
OLD TRIM #	STATUS	NEW TRIM #	ANSI FUNCTION	DESCRIPTION
429LPKH	# CHANGED TO:	4 SH 08 PHL	08	CLASSROOM
429LPSH	# CHANGED TO:	4 SH 09 PHL	09	STOREROOM
429LPNH	# CHANGED TO:	4 SH 14 PHL	14	PASSAGE
PLATE/PULL FOR RIM & SVR DEVICES				
OLD TRIM #	STATUS	NEW TRIM #	ANSI FUNCTION	DESCRIPTION
429PTD	# CHANGED TO:	4 P 01	01	EXIT ONLY (BACKPLATE)
429PUN	# CHANGED TO:	4 P 02	02	DUMMY TRIM
429PUK	# CHANGED TO:	4 P 03	03	NIGHT LATCH

**4200 SERIES**  
EXIT DEVICE

# 4200 SERIES EXIT DEVICE TRIM

**LIST PRICE**  
Effective November 1, 2016

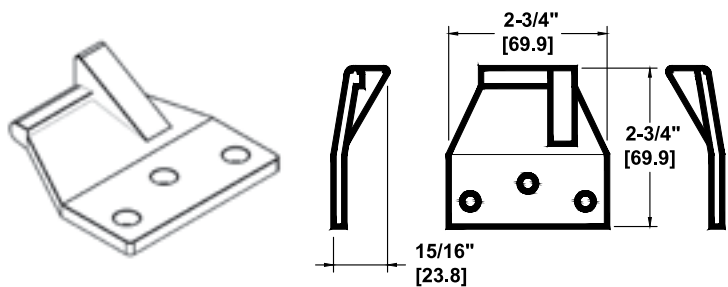
## 4200 SERIES TRIM CROSS REFERENCE

WIDE GRIP PULL FOR RIM & SVR DEVICES				
OLD TRIM #	STATUS	NEW TRIM #	ANSI FUNCTION	DESCRIPTION
429GPH	# CHANGED TO:	4 GW 02	02	DUMMY TRIM (RIGID PULL)
429GPG	# CHANGED TO:	4 GW 03	03	NIGHT LATCH
429GPK	# CHANGED TO:	4 GW 05	05	CLASSROOM W/THUMB PIECE
429GPN	# CHANGED TO:	4 GW 15	15	PASSAGE
STD. DUTY SECTIONAL KNOB FOR RIM & SVR DEVICES				
OLD TRIM #	STATUS	NEW TRIM #	ANSI FUNCTION	DESCRIPTION
429CQK	# CHANGED TO:	4 K 08	08	CLASSROOM
429CQN	# CHANGED TO:	4 K 14	14	PASSAGE
SECTIONAL LEVER TRIM FOR RIM & SVR DEVICES				
OLD TRIM #	STATUS	NEW TRIM #	ANSI FUNCTION	DESCRIPTION
429LPK	REPLACE W/HD:	4 SH 08 PHL	08	CLASSROOM
429LPS	REPLACE W/HD:	4 SH 09 PHL	09	STOREROOM
429LPN	REPLACE W/HD:	4 SH 14 PHL	14	PASSAGE

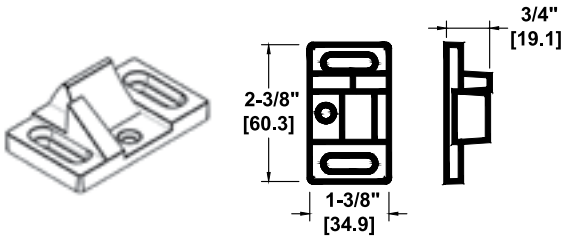
# 4200 SERIES STRIKES

## LIST PRICE

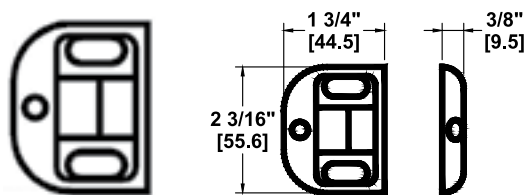
Effective November 1, 2016



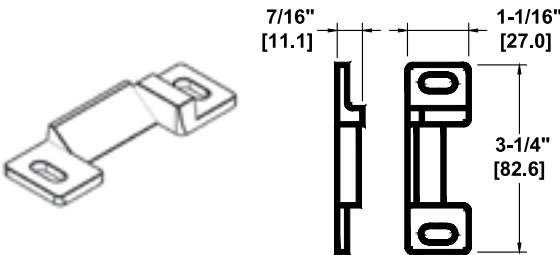
429019 DOUBLE DOOR STRIKE



4290005 SVR TOP STRIKE W/2 SHIMS PANIC AND FIRE



4290006 SVR BOTTOM STRIKE  
W/2 SHIMS PANIC AND FIRE



429036 RIM STD. LOW PROFILE STRIKE  
(2-3/4" BACKSET) FIRE & PANIC

# 4200 SERIES EXIT DEVICE TRIM

**LIST PRICE**  
Effective November 1, 2016

## ACCESSORIES

PART (SPECIFY FINISH)	DESCRIPTION	LIST PRICE PAINTED (689/695/696)	LIST PRICE PLATED (605/626/630)
429020	Top surface vertical rod for 7'0" door	\$36	\$40
429021	Top surface vertical rod, 1' extension for 8'0" door	\$33	\$40
429023	Top surface vertical rod, 3' extension for up to 10'0" door	\$42	\$47
429024	Bottom surface vertical rod	\$36	\$46
429001	Sex nut and bolt set	\$33	N/A
<b>LIST PRICE</b>			
429002	Cylindrical Lock Latchbolt Cover Plate - Covers the Latchbolt cut-out for a door prepped to Type 160 or Type 161		\$6
429003	Strike filler		\$6
429005	Strike, SVR Top Rod, Fire and Panic w/2ea 1/16" shims		\$10
429006	Strike, SVR Bottom Rod, Fire and Panic w/2ea 1/16" shims		\$10
429014	Trim back plate (2-1/2" x 8"), use w/narrow escutcheon to cover 161 prep		\$26
429017	Trim back plate (3-1/2" x 8"), use w/narrow escutcheon to cover 161 prep		\$31
429018	Adapter plate		\$8
429019	Double door strike		\$26
429150	Universal Glass Bead Kit - Includes 2ea 1/8" spacers for the chassis, end cap and rod guides.		\$109
429036	Low profile RIM strike supplied standard for 161 prep with 5/8" stop and 1/8" standard gap		\$17
429043	Dogging Key		\$6

Parts discount applies.

# 9200 SERIES MULLIONS

## SPECIFICATIONS

### TUBE DIMENSIONS:

### CYLINDER TYPE:

### SIZE:

### COLOR:

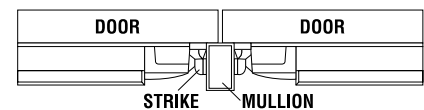

### CERTIFICATIONS, LISTINGS COMPLIANCES:

### WARRANTY:



The PDQ 9000 series keyed removable mullions are designed and UL listed for use with the 6200 series Rim Exit Devices on non fire or fire rated pairs of doors. They are designed for quick removal from the top bracket by a simple operation of the rim cylinder when a clear, unobstructed large opening is required. Once the mullion is removed, carts, gurneys, large machinery and the like can freely pass through the opening. When the mullion is re-installed, the unit will self lock in place without the need for the key.

Mullion storage kits are available. They are designed for safe and convenient way to stow the mullion when removed from the opening. See next page for more information.



Each keyed removable mullion set includes top and bottom bracket set, mullion tube, and shims. **Rim Cylinder is sold separately.**

- 2" W x 3" D • 1/8" wall thickness
- 11 Gauge steel tube
- RIM - Ref PDQ Series 17 #I01707-6016. (See Cylinders and Keying Section for Pricing)
- 8' and 10' sizes available in Fire and Non-Fire Rated styles
- Gray Powder Coating
- UL10C Listed for "Fire Exit Hardware" labeled for up to 3 hours for , 8'0" x 8'0" maximum pairs
- Meets requirements of the Buy American Act.
- One (1) year limited warranty

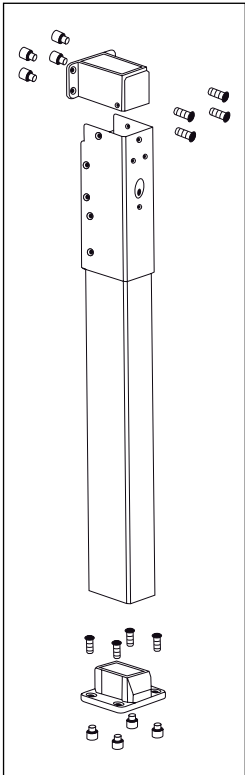
## MULLIONS - KEY REMOVABLE

PART	DESCRIPTION	LIST PRICE
9200M-11	Mullion, 8' non-fire rated	\$882
9200MA-11	Mullion, 10' non-fire rated	\$949
9200MF-11	Mullion, 8' fire rated	\$1123

### Notes:

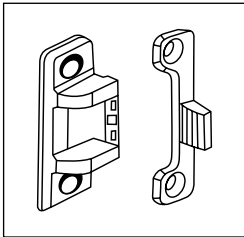
- 1 -Fire Rated mullion can only be used with PDQ's 6200 Fire Rated Devices. Use with any other device will void UL Fire Rating.
- 2 -Mullions shipped UPS will be assessed an \$8.00 handling up charge.

ACCESSORIES



MULLION STORAGE KIT-929010

- Includes:
- Top mullion holder (1)
  - Bottom bracket(1)
  - 5/16"-18p-1-1/2" Hex socket head machine screw (8)
  - 5/16"-18p Expansion anchor (8)



MULLION STRIKE KIT-929012F

ACCESSORIES

PART	DESCRIPTION	LIST PRICE
929012F	Mullion Fire Strike (Includes fasteners)	\$69
929010	Mullion Storage Kit	\$271

Note: Strike sold as replacement only. Must provide Order number of previous purchased item.



Parts discount applies.

# FLUSH BOLTS

## LIST PRICE

Effective November 1, 2016

## FLUSH BOLTS - MANUAL

MODEL (SPECIFY FINISH)	DESCRIPTION	LIST PRICE		
		605	613	626
 <b>HOLLOW METAL DOOR</b> 93170	Flush Bolt, ANSI Type L04251 (1 ea)	\$48.50	\$48.50	\$44.50
 <b>COMPOSITE WOOD DOORS</b> 93270	Flush Bolt, ANSI Type L04261 (1 ea)	\$57.80	\$57.20	\$56.80

## FLUSH BOLTS - AUTOMATIC








MODEL (SPECIFY FINISH)	DESCRIPTION	LIST PRICE		
		605	613	626
<b>HOLLOW METAL DOORS</b>  93101	Flush Bolts, ANSI Type 25	\$345.00	\$345.00	\$322.00
 93102	Flush Bolts - Push Button Release, ANSI Type 27	\$347.00	\$347.00	\$324.00
 93103	Flush Bolt - with Fire Pin, ANSI Type L04021	\$347.00	\$347.00	\$324.00
<b>COMPOSITE WOOD DOORS</b>  93201	Flush Bolts, ANSI Type 25	\$352.00	\$352.00	\$338.00
 93202	Flush Bolts - Push Button Release, ANSI Type 27	\$354.30	\$354.00	\$340.00
 93203	Flush Bolt - with Fire Pin, ANSI Type L04021	\$354.00	\$354.30	\$340.00

# FLUSH BOLTS

## LIST PRICE

Effective November 1, 2016

## ACCESSORIES

MODEL	DESCRIPTION	FINISH N/A	LIST PRICE		
			605	613	626
 99101	Includes 1ea 93101 Series Automatic Flush Bolt, for Metal Doors (Specify Finish)	—	\$190.00	\$190.00	\$188.00
 99102	Includes 1ea 93102 Series Top Flush Bolt w/Push Button Release (Specify Finish)	—	\$190.00	\$190.00	\$188.00
 99201	Includes 1ea 93201 Series Flush Bolt for Wood Doors (Specify Finish)	—	\$203.00	\$203.00	\$201.00
 99202	Includes 1ea 93202 Series Top Flush Bolt w/Push Button Release for Wood Doors (Specify Finish)	—	\$203.00	\$203.00	\$201.00
 909	Dust Proof Strike (Specify Finish)	—	\$42.10	\$43.10	\$40.10
 629030	Fire Pin for Hollow Metal Doors and Composite Wood Doors <sup>1</sup>	\$106	—	—	—
 93170E	24" Extension Rod for 93170 Series Manual Flush Bolts	\$8	—	—	—

Notes: 1 - For fire labeled doors, must be used with PDQ UL fire listed automatic flush bolts to maintain UL listing status and fire code compliance.

## CROSS REFERENCE

	PDQ	ABH	DCI	HAGER	IVES	ROCKWOOD	TRIMCO
<b>DOOR TYPE</b>							
<b>MANUAL FLUSH BOLTS</b>							
HOLLOW METAL	93170	1855S	780F	282D	FB458	555	3917-12
COMPOSITE WOOD	93270	1875S	790F	283D	FB358	557	3913
<b>AUTOMATIC FLUSH BOLTS</b>							
HOLLOW METAL	93101	1860P	842	292D	FB31P	2842	3810x3810
	93102	—	845	293D	FB51P	2845	3820x3810
	93103	—	805/8BFB	295M	FB52	2848	3820x3850
COMPOSITE WOOD	93201	1862P	942	291D	FB41P	2942	3815x3815L
	93202	—	945	293D	FB61P	2945	3825x3815L
	93203	—	960/9BFB	295W	FB42	2948	3815x3850



## ANSI TYPE 21A

### FEATURES:

- Non-handed.
- Override protection to prevent damage in case of abnormal force on door
- Mechanism and filler bar completely fill width of opening
- Suitable for painting to match door and frame finish

### SPECIFICATIONS:

- BASE MATERIAL:** • Steel
- FASTENERS:** • 8 Ea. 12-24 x 1-1/4 PH MS.  
• 6 Ea. #8 x 3/4" Combo Screws.  
• Strike Plates.
- FINISHES:** • 600 (USP) primer
- COORDINATOR SIZES:** • COR42: 1-5/8W" x 5/8"H x 42L"  
• COR52: 1-5/8W" x 5/8"H x 52L"  
• COR60: 1-5/8W" x 5/8"H x 60L"

### CERTIFICATIONS, LISTINGS, COMPLIANCES:

- UL/CUL 10B and UL/CUL10C listed for 3 hours for use with a pair of swing doors incorporating an astragal
- Complies with ANSI/BHMA156.3 Type 21A
- Meets requirements of Buy American Act



## HOW TO SELECT THE RIGHT SIZE COORDINATOR

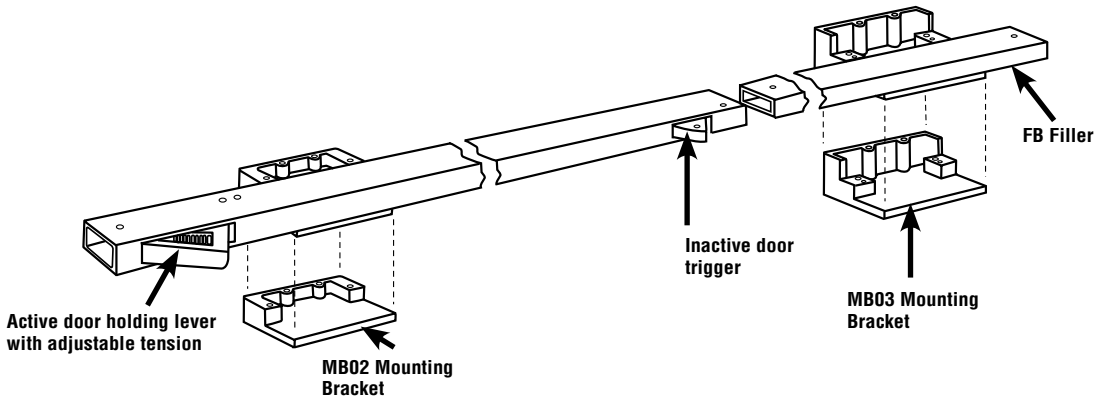
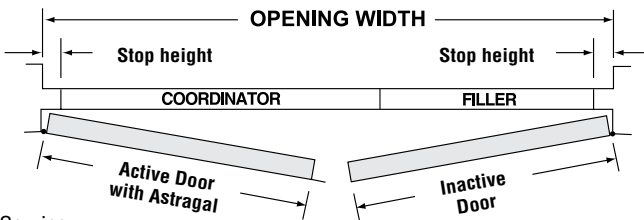
DOOR OPENING WIDTH	MODEL NUMBER	COORDINATOR PART NUMBER	COORDINATOR LENGTH	FILLER PART NUMBER	FILLER LENGTH
48"-54"	COORD54	COR42	42"	FB18	18"
55"-60"	COORD60	COR52	52"	FB18	18"
61"-72"	COORD72	COR52	52"	FB20	20"
73"-96"	COORD96	COR60	60"	FB36	36"

Coordinator size and length is a function of the active door size. It is recommended the coordinator extend a min of 6" beyond the active door width.

### EXAMPLES:




- 1 — Active door with astragal = 48", inactive door = 48".  
Recommended Coordinator Model: COORD96
- 2 — Active door with astragal = 36", inactive door = 36".  
Recommended Coordinator Model: COORD72
- 3 — Active door with astragal = 36", inactive door = 24".  
Recommended Coordinator Model: COORD60

NOTE: If stop height dimension is other than 5/8" contact PDQ Technical Service





# FLUSH BOLTS, COORDINATORS

**LIST PRICE**  
Effective November 1, 2016

MODEL	DESCRIPTION	LIST PRICE			
		600	626	689	695
	COORD 54 Door Coordinator, for door widths from 48" - 54" (Includes 1ea FB18 18" Filler Bar)	\$258.00	—	—	—
	COORD 60 Door Coordinator, for door widths from 55" - 60" (Includes 1ea FB18 18" Filler Bar)	\$274.00	—	—	—
	COORD 72 Door Coordinator, for door widths from 61" - 72" (Includes 1ea FB20 20" Filler Bar)	\$274.00	—	—	—
	COORD 96 Door Coordinator, for door widths from 73 - 96" (Includes 1ea FB36 36" Filler Bar)	\$312.00	—	—	—
	910 Carry Bar (Specify finish)	—	—	\$90.30	\$82.80
	93590 Gravity Coordinator, 6-1/2", ANSI Type 21B	—	\$145.20	—	—
	93591 Gravity Coordinator, 8-1/2", ANSI Type 21B	—	\$145.20	—	—

## OPTIONS

DESIGNATOR	DESCRIPTION	LIST PRICE ADD
 MB02	Mounting Bracket - Soffit over 2-1/4" ( <u>Included as pair</u> )	\$109.20
 MB03	Mounting Bracket - Soffit 7/8" - 2-1/4" ( <u>Included as pair</u> )	\$109.20

## HOW TO ORDER

DOOR OPENING WIDTH		FINISH
COORD 54 - FOR DOOR WIDTHS FROM 48" - 54" COORD 60 - FOR DOOR WIDTHS FROM 55" - 60" COORD 72 - FOR DOOR WIDTHS FROM 61" - 72" COORD 96 - FOR DOOR WIDTHS FROM 73 - 96"		600 — USP PRIMER
<b>COORD 72</b>	<b>MB02</b>	<b>600</b>
MB02 MOUNTING BRACKET - SOFFIT OVER 2-1/4" MB03 MOUNTING BRACKET - SOFFIT 7/8" - 2-1/4"		
MOUNTING BRACKET OPTION		

Ordering Example Door Opening Width: 72", Soffit width: 7/8": COORD 72 MB03 600

■ - Denotes factory default




## ACCESSORIES

PART NUMBER	DESCRIPTION	LIST PRICE 600
COR42 600	<b>COR42 Door Coordinator, 42", ANSI type 21A</b>	\$231.00 ea.
COR52 600	<b>COR52 Door Coordinator, 52", ANSI Type 21A</b>	\$247.00 ea.
COR60 600	<b>COR60 Door Coordinator, 60", ANSI type 21A</b>	\$268.00 ea.
FB18 600	<b>FB18</b> - Filler 18"	\$27.10 ea.
FB20 600	<b>FB20</b> - Filler 20"	\$33.60 ea.
FB36 600	<b>FB36</b> - Filler 36"	\$44.20 ea.
MB02 600	<b>MB02</b> - Mounting Bracket - Soffit over 2-1/4"	\$54.60 ea.
MB03 600	<b>MB03</b> - Mounting Bracket - Soffit 7/8" - 2-1/4"	\$54.60 ea.

## CROSS REFERENCE

PDQ	DESCRIPTION	ABH	DCI	HAGER	IVES	ROCKWOOD	TRIMCO
COR54	Coordinator	3710	N6	297D	COR32	2660	3094A2
COR60/72	Coordinator	3720	6	297D	COR42/52	2672	3094B1
COR96	Coordinator	3730	L-6	297D	COR60/72	2696	3094C4
MB03	Mounting Bracket	3751	601AB	297M	MB-2	1601AB	3095
MB02	Mounting Bracket	3752	601C	297N	MB-1	1601C	3096
910	Carry Bar	3760	100	297C	CB1	1100	3090
93590/93591	Gravity Coordinator	3790	500	298D	COR7G	576	3093

## SURFACE BOLTS

MODEL	DESCRIPTION	LIST PRICE
 460 626	Surface Bolt - 8" (Includes Top and Bottom Strikes)	\$46.20 ea.
 461 626	Surface Bolt - 12" (Includes Top and Bottom Strikes)	\$54.60 ea.
 462 626	Surface Bolt - Concealed Mounting (Includes Top and Bottom Strikes)	\$62.00 ea.

# PUSH PLATES

## LIST PRICE

Effective November 1, 2016

## 96 SERIES PUSH PLATES

Plates are available with optional cutout for cylinders or thumbturns

### SPECIFICATIONS:

#### MOUNTING FASTENERS:

- #6 x 5/8 OH PH SMS

#### MATERIAL:

- Brass, Stainless Steel

#### THICKNESS:

- 0.050"

#### STANDARD CUTOUT FOR CYLINDER:

- 1-1/4" DIA

#### STANDARD CUTOUT FOR THUMBTURN:

- 3/8" DIA

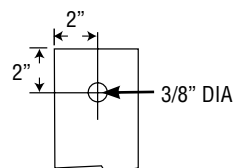
#### FINISHES:

- 605 (US3) Bright Brass, 606 (US4) Satin Brass, 612 (US10) Satin Bronze, 613 (US10B) Oil Rubbed Bronze, 628 (US28) Aluminum - Anodized, 630 US32D) Satin Stainless Steel
- Antimicrobial Coating available on 630 (US32D) only



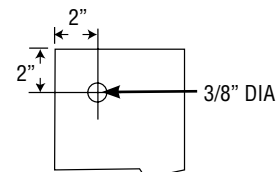
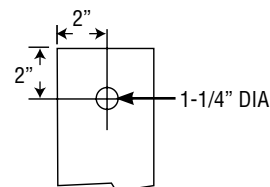
### OPTIONS FOR LOCKING HARDWARE

#### PREPS FOR THUMBURNS

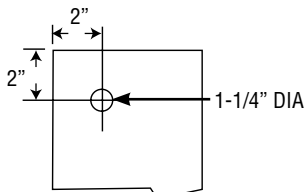


962/963 SERIES RH RIGHT HAND SHOWN

#### PREPS FOR CYLINDERS

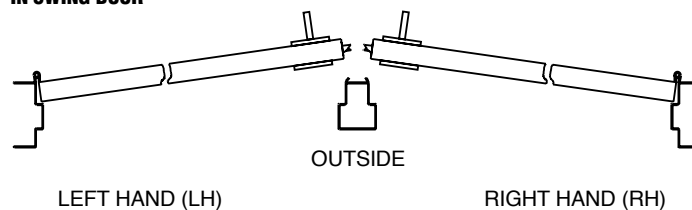


965 SERIES RH RIGHT HAND SHOWN

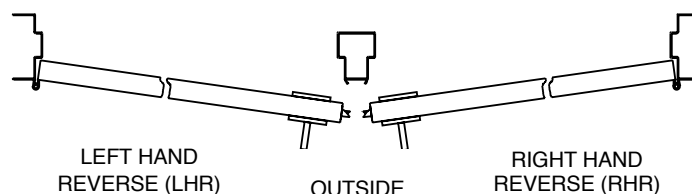


### HANDING

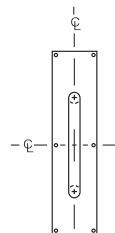
#### IN SWING DOOR



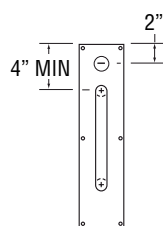
#### OUT SWING DOOR



### PULL POSITIONING



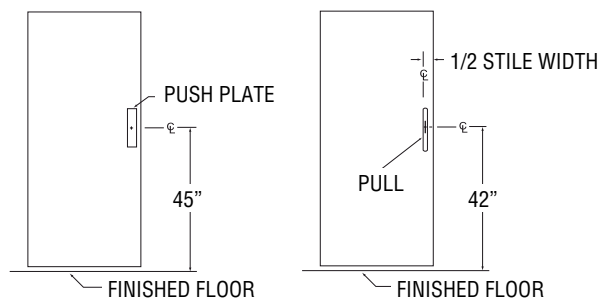
PLAIN



CUT

### RECOMMENDED MOUNTING LOCATIONS

Note: Complies with ADA (Americans with Disabilities Act) Guidelines



MODEL (SPECIFY FINISH)	DESCRIPTION	LIST PRICE					
		605	606	612	613	628	630
962	Push Plate 0.050" thick x 3-1/2"W x 15"H	\$63.90	\$53.90	\$56.90	\$68.60	\$28.80	\$21.30
963	Push Plate 0.050" thick x 4"W x 16"H	\$68.20	\$65.20	\$67.30	\$71.50	\$29.90	\$22.60
965	Push Plate 0.050" thick x 6"W x 16"H	—	—	—	—	—	\$33.40

## OPTIONS

DESIGNATOR	DESCRIPTION	LIST PRICE ADD
<b>PREP FOR LOCKING HARDWARE</b>		
T	Thumbturn Prep	\$10
C	Cylinder Prep	\$10
<b>PREP FOR PULLS BY OTHERS</b>		
B	5-1/2" CTC (Center to Center)	\$10
C	6" CTC	\$10
D	8" CTC	\$10
E	10" CTC	\$10
F	12" CTC	\$10

## ANTIMICROBIAL COATING

DESIGNATOR	DESCRIPTION	LIST PRICE ADD
AM	Antimicrobial protected coating applied to tactile surfaces	\$28

Note: Please place antimicrobial coated orders separately, and allow 30 days for manufacturing.  
For additional product finishes or styles, please contact PDQ Technical Service.

## HOW TO ORDER

SERIES		SIZE		FINISH		HANDING¹	
9		2 — 3-1/2" X 15" 3 — 4" X 16" 5 — 6" X 16" (630 ONLY)		605 BRIGHT BRASS 606 SATIN BRASS 612 SATIN BRONZE 613 OIL RUBBED BRONZE 628 SATIN ALUMINUM, ANODIZED 630 SATIN STAINLESS STEEL 630AM SATIN STAINLESS STEEL WITH ANTIMICROBIAL		RH — RIGHT HAND LH — LEFT HAND	
9	6	2	B	630	T	RH	
6 — .050"		B — 5-1/2" CTC C — 6" CTC D — 8" CTC E — 10" CTC F — 12" CTC		C — CYLINDER T — THUMBTURN			
PLATE THICKNESS		PREP FOR PULLS BY OTHERS OPTION²		PREP FOR LOCKING HARDWARE OPTION¹,²			

Ordering Example: 9 6 2 630







— Denotes factory default

Notes:

1 - Handing required for Plate Size 5. 2 - Cylinder and Thumbturn Prep not available in Pull Size F.




## STRAIGHT PULLS

MODEL	DESCRIPTION	LIST PRICE						
		605	606	612	613	626	628	630
 1B	5/8" Round Straight Pull 5-1/2" CTC	\$68.70	\$68.70	\$70.80	\$72.90	—	\$28.50	\$39.70
2C	3/4" Round Straight Pull 6" CTC	\$74.80	\$74.80	\$86.10	\$88.60	—	\$31.90	\$49.90
 22C	3/4" Round Straight BTB Pull 6" CTC	\$168.40	\$168.40	\$192.20	\$197.20	—	\$83.80	\$119.80
2D	3/4" Round Straight Pull 8" CTC	\$82.80	\$82.80	\$98.20	\$99.70	—	\$33.40	\$55.90
22D	3/4" Round Straight BTB Pull 8" CTC	\$185.60	\$185.60	\$216.40	\$218.40	—	\$86.80	\$131.80
 3D	1" Round Straight Pull 8" CTC	\$153.80	\$153.80	\$178.20	\$178.20	—	\$51.50	\$103.80
33D	1" Round Straight BTB Pull 8" CTC	\$327.60	\$327.60	\$376.40	\$376.40	—	\$123.00	\$227.60
H3D	1" Round Straight Pull 8" CTC ADA	—	\$146.80	—	\$178.90	—	—	\$106.30
H33D	1" Round Straight BTB Pull 8" CTC	—	\$313.60	—	\$377.80	—	—	\$232.60
 H3E	1" Round Straight Pull 10" CTC ADA	—	—	—	—	—	—	\$116.20
H33E	1" Round Straight BTB Pull 10" CTC	—	—	—	—	—	—	\$252.20
H3F	1" Round Straight Pull 12" CTC ADA	—	—	—	—	—	—	\$127.40
H33F	1" Round Straight BTB Pull 12" CTC ADA	—	—	—	—	—	—	\$274.80
 5C	1" Flat Straight Pull 6" CTC	\$99.60	\$99.60	\$107.70	\$107.70	—	\$44.90	\$92.10
5D	1" Flat Straight Pull 8" CTC	\$118.00	\$118.00	\$130.30	\$130.80	—	\$48.10	\$105.50
11	Cast Pull 5-1/2" CTC	\$67.90	\$67.90	\$71.10	\$74.10	—	\$31.90	\$84.80
 12	Cast Pull, Surface Mount, 5-1/2" CTC	\$68.70	—	—	\$77.70	\$67.00	—	—

For Mounting Options, see Page 208

## OFFSET PULL HANDLES

MODEL	DESCRIPTION	LIST PRICE 630
 9E	1" Round Offset Pull Handle, 10" CTC	\$228
99E	1" Round Offset Pull Handle, BTB, 10" CTC	\$476

For Mounting Options, see Page 236

## FOR PUSH BARS, PULLS AND OFFSET PULL HANDLE - PUSH BAR SETS, SEE PAGE 209

STRAIGHT PULL - PUSH BAR



STRAIGHT PULL - PUSH BAR SET



OFFSET PULL HANDLE - PUSH BAR SET



## ANTIMICROBIAL COATING

DESIGNATOR	DESCRIPTION	LIST PRICE ADD
AM	Antimicrobial protected coating applied to tactile surfaces	\$28

**Note:** Please place antimicrobial coated orders separately, and allow 30 days for manufacturing.  
For additional product finishes or styles, please contact PDQ Technical Service.

## HOW TO ORDER

PULL		
1B — 5/8" ROUND STRAIGHT PULL 5-1/2" CTC 2C — 3/4" ROUND STRAIGHT PULL 6" CTC 22C — 3/4" ROUND STRAIGHT BTB PULL, 6" CTC 2D — 3/4" ROUND STRAIGHT PULL 8" CTC 22D — 3/4" ROUND STRAIGHT BTB PULL, 8" CTC 3D — 1" ROUND STRAIGHT PULL 8" CTC	H3D — 1" ROUND STRAIGHT PULL 8" CTC ADA H33D — 1" ROUND STRAIGHT BTB PULL 8" CTC ADA H3E — 1" ROUND STRAIGHT PULL 10" CTC ADA H33E — 1" ROUND STRAIGHT BTB PULL 10" CTC ADA H3F — 1" ROUND STRAIGHT PULL 12" CTC ADA H33F — 1" ROUND STRAIGHT BTB PULL 12" CTC ADA	5C — 1" FLAT STRAIGHT PULL 6" CTC 5D — 1" FLAT STRAIGHT PULL 8" CTC 9E — 1" ROUND OFFSET PULL HANDLE, 10" CTC 99E — 1" ROUND OFFSET PULL HANDLE, BTB, 10" CTC 11 — CAST PULL 5-1/2" CTC 12 — CAST PULL 5-1/2" CTC
2C	630	1
605 BRIGHT BRASS 606 SATIN BRASS 612 SATIN BRONZE 613 OIL RUBBED BRONZE 626 SATIN CHROME 628 SATIN ALUMINUM, ANODIZED 630 SATIN STAINLESS STEEL 630AM SATIN STAINLESS STEEL WITH ANTIMICROBIAL		1 — TYPE 1 (DEFAULT) THRU BOLT FOR METAL, COMPOSITE OR WOOD DOOR 5 — TYPE 5 BACK TO BACK FOR METAL OR WOOD DOOR 6 — TYPE 6 SURFACE CONCEALED FOR METAL DOOR (DOOR REINFORCEMENT BY OTHERS) 6R — TYPE 6R SURFACE CONCEALED FOR METAL DOOR (RIVNUT) 8 — TYPE 8 SURFACE CONCEALED FOR WOOD DOOR (KNIFE THREAD INSERT) 12 — TYPE 12 THRU BOLT FOR METAL, COMPOSITE OR WOOD DOOR, DECORATIVE HEAD 13 — TYPE 13 BACK TO BACK FOR GLASS DOOR 15 — TYPE 15 THRU BOLT FOR GLASS DOOR, DECORATIVE HEAD
FINISH		MOUNTING OPTIONS <sup>1,2</sup>

**Ordering Example, Standard Mount: 2C 630 1**

- Denotes factory default

**Notes:**

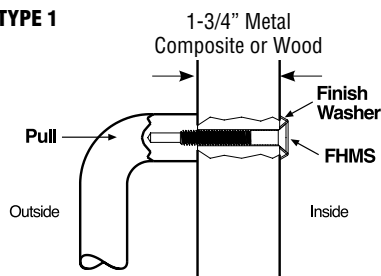
- 1 - See mounting options located on Page 236.
- 1 - For Mounting Option List Price Adds, see Page 239.

# MOUNTING OPTIONS: PULLS, PUSH PLATES

**LIST PRICE**  
Effective November 1, 2016

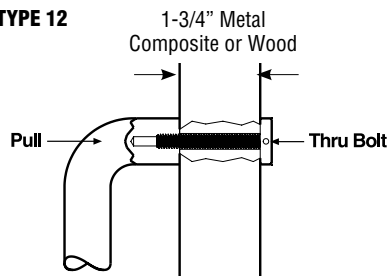
## Thru Bolt

**TYPE 1**



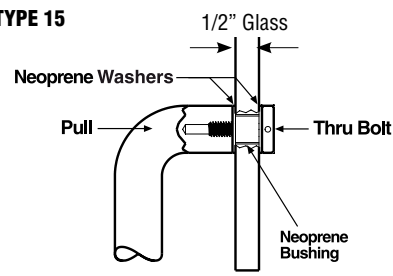
TYPE	BOLT SIZE	DRILL SIZE
1	1/4 - 20	9/32"
1HD	5/16 - 18	11/32"

**TYPE 12**



TYPE	BOLT SIZE	DRILL SIZE
12	1/4 - 20	9/32"
12HD	5/16 - 18	11/32"

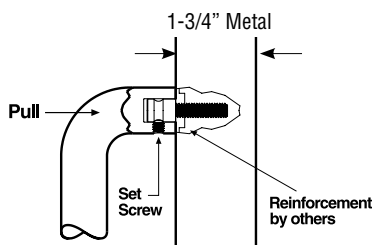
**TYPE 15**



TYPE	BOLT SIZE	DRILL SIZE GLASS
15	1/4 - 20	5/8"
15HD	5/16 - 18	5/8"

## Surface Concealed

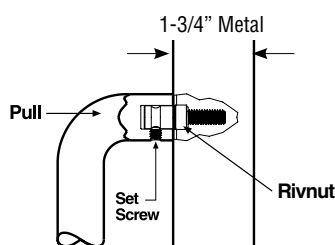
**METAL DOOR - TYPE 6**



Minimum diameter of pull is 3/4"

TYPE	BOLT SIZE	THREAD SIZE
6	1/4 - 20	1/4 - 20 TAP
6HD	5/16 - 18	5/16 - 18 TAP

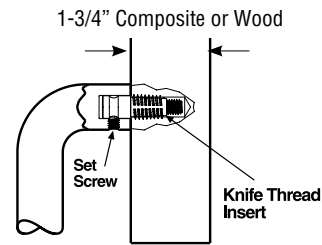
**METAL DOOR - TYPE 6R**



Minimum diameter of pull is 3/4"

TYPE	BOLT SIZE	DRILL SIZE METAL
6R	1/4 - 20	3/8" X 1-1/4" DP
6RHD	5/16 - 18	1/2" X 1-1/4" DP

**WOOD DOOR - TYPE 8**

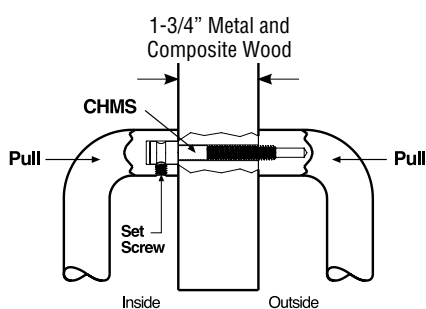


Minimum diameter of pull is 3/4"

TYPE	BOLT SIZE	DRILL SIZE WOOD
8	1/4 - 20	1-1/4" DP
8HD	5/16 - 18	1-1/4" DP

## Back to Back

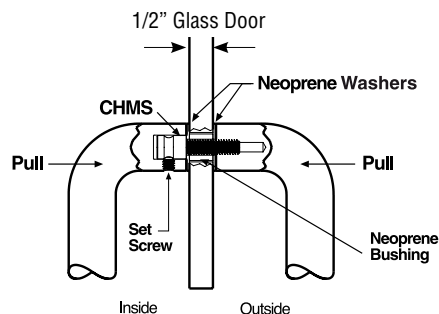
**WOOD OR METAL DOOR - TYPE 5**



Minimum diameter of pull is 3/4"

TYPE	BOLT SIZE	DRILL SIZE
5	1/4 - 20	9/32"
5HD	5/16 - 18	11/32"

**GLASS TYPE 13**



Minimum diameter of pull is 3/4"


TYPE	BOLT SIZE	DRILL SIZE GLASS
13	1/4 - 20	5/8"
13HD	5/16 - 18	5/8"




# PULLS, PUSH BARS

**LIST PRICE**  
Effective November 1, 2016

## OFFSET PULL HANDLES


MODEL	DESCRIPTION	LIST PRICE 630
 9E	1" Round Offset Pull Handle, 10" CTC	\$228

## PUSH BARS

MODEL	DESCRIPTION	LIST PRICE 630	LIST PRICE ADD
 91 00 33	1" Round Push Bar, Including 33" CTC	\$436	—
	1" Round Push Bar, Over 33" CTC	\$436	\$16 per inch

Note: For Push Bars greater than 33", add \$16 per inch CTC over 33".  
Example for Push Bar with 34" CTC: 91 00 34, List price = \$436 + \$16 = \$452.

## PULLS, OFFSET PULL HANDLE -PUSH BAR SETS



## HOW TO ORDER

SERIES	PUSH BAR	MOUNTING OPTIONS , PUSH BAR ONLY*
91	XX — 1" ROUND PUSH BAR, XX" CTC EXAMPLE: 33 — 1" ROUND PUSH BAR, 33" CTC	1HD — TYPE 1 (DEFAULT) THRU BOLT FOR METAL, COMPOSITE OR WOOD DOOR 6HD — TYPE 6 SURFACE CONCEALED FOR METAL DOOR (DOOR REINFORCEMENT BY OTHERS) 6RHD — TYPE 6R SURFACE CONCEALED FOR METAL DOOR (RIVNUT) 8HD — TYPE 8 SURFACE CONCEALED FOR WOOD DOOR (KNIFE THREAD INSERT) 15HD — TYPE 15 THRU BOLT FOR GLASS DOOR, DECORATIVE HEAD
91	9E	33 630
00 — NO PULL 3D — 1" ROUND STRAIGHT PULL 8" CTC H3D — 1" ROUND STRAIGHT PULL 8" CTC ADA H3E — 1" ROUND STRAIGHT PULL 10" CTC ADA H3F — 1" ROUND STRAIGHT PULL 12" CTC ADA 9E — 1" ROUND OFFSET PULL HANDLE	630 SATIN STAINLESS STEEL 630AM SATIN STAINLESS STEEL WITH ANTIMICROBIAL	S — STANDARD (DEFAULT) D — DECORATIVE M — CONCEALED FOR METAL DOORS W — CONCEALED FOR COMPOSITE OR WOOD DOORS G — DECORATIVE FOR GLASS DOORS
PULL	FINISH	MOUNTING OPTIONS, OFFSET PULL AND PUSH BAR SET

Ordering Examples:  
Push Bar Only, Thru Bolt Mounting: 91 00 33 630 1HD  
Offset Pull Handle-Push-Bar Set, Standard Mounting: 91 9E 33 630 S

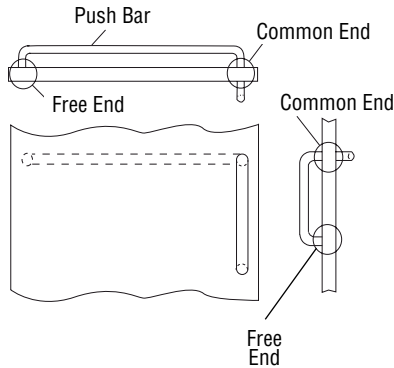
- Denotes factory default

Notes:

- 1 - For Mounting Options, see Page 238.
- 2 - 2 - For Mounting Option List Price Adds, see Page 239.

# MOUNTING OPTIONS: PULLS AND OFFSET PULL HANDLES-PUSH BAR SETS

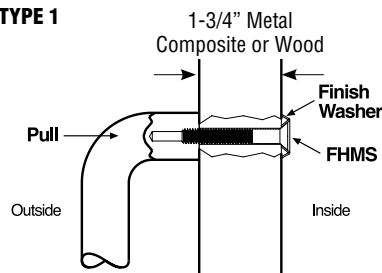
**LIST PRICE**  
Effective November 1, 2016



## FREE END DETAILS

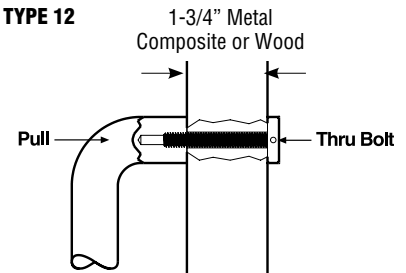
### Thru Bolt

**TYPE 1**



TYPE	BOLT SIZE	DRILL SIZE
1HD	5/16 - 18	11/32"

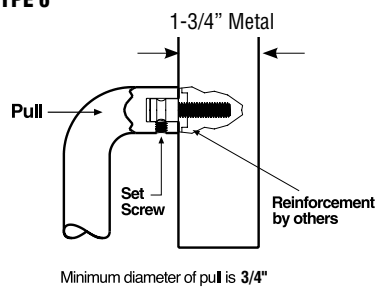
**TYPE 12**



TYPE	BOLT SIZE	DRILL SIZE
12HD	5/16 - 18	11/32"

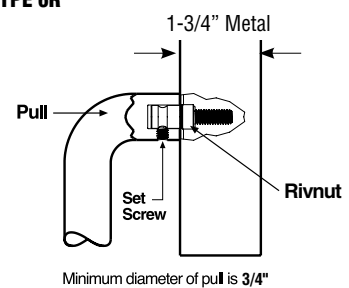
### Surface Concealed

**TYPE 6**



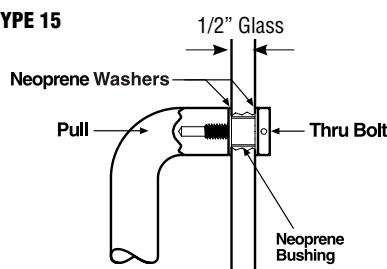
TYPE	BOLT SIZE	THREAD SIZE
6HD	5/16 - 18	5/16 - 18 TAP

**TYPE 6R**



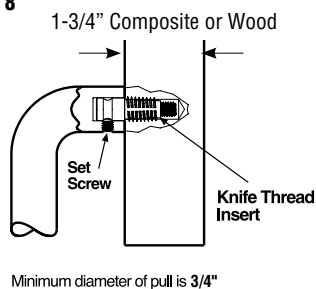
TYPE	BOLT SIZE	DRILL SIZE METAL
6RHD	5/16 - 18	1/2" X 1-1/4" DP

**TYPE 15**



TYPE	BOLT SIZE	DRILL SIZE GLASS
15HD	5/16 - 18	5/8"

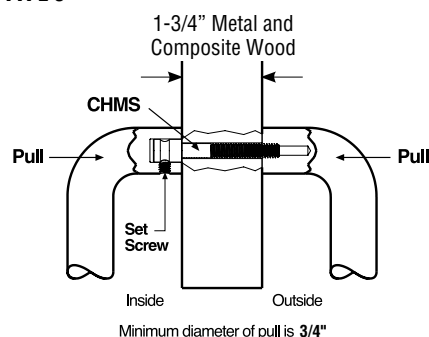
**TYPE 8**



TYPE	BOLT SIZE	DRILL SIZE WOOD
8HD	5/16 - 18	1-1/4" DP

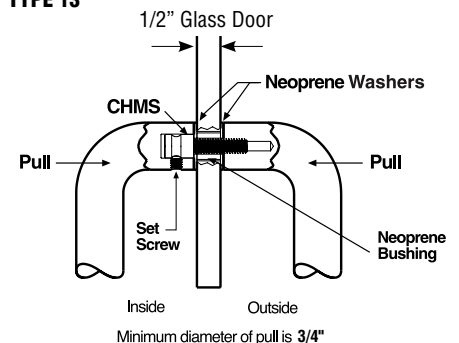
## COMMON END DETAILS

**TYPE 5**



TYPE	BOLT SIZE	DRILL SIZE
5HD	5/16 - 18	11/32"

**TYPE 13**



TYPE	BOLT SIZE	DRILL SIZE GLASS
13HD	5/16 - 18	5/8"

## Fastener Packs for Door Pulls

TYPE	DESCRIPTION	LIST PRICE ADD
1	2 ea. 1/4-20 x 2-1/4" FH MS, 2 ea. 1/4" Finish Washers.	N/C
1HD	2 ea. 5/16-18 x 2-1/4" FH MS, 2 ea. 5/16" Finish Washers.	N/C
5	2 ea. 1/4-20 x 2-3/4" Undersize Head FH MS, 2 ea. 1/4-20 x 3/16" Set Screws, 2 ea. 1/4" x 1/2" Tapered Steel Sleeves, 2 ea. 1/4-20 x 1/2" Threaded Insert.	\$9.00
5HD	2 ea. 5/16-18 x 2-3/4" Undersize Head FH MS, 2 ea. 1/4-20 x 1/4" Set Screws, 2 ea. 5/16" x 1/2" Steel Sleeves, 2 ea. 1/4-20 x 1/2" Threaded Insert.	\$13.00
6	2 ea. 1/4-20 x 1" Undersize Head FH MS, 2 ea. 2 ea. 1/4-20 x 3/16" Set Screws, 2 ea. 1/4" x 1/2" Tapered Steel Sleeves.	\$9.00
6HD	2 ea. 5/16-18 x 1" Undersize Head FH MS, 2 ea. 1/4-20 x 1/4" Set Screws, 2 ea. 5/16" x 1/2" Tapered Steel Sleeves.	\$13.00
6R	2 ea. 1/4-20 x 1-3/4" Undersize Head FH MS, 2 ea. 1/4-20 x 3/16" Set Screws, 2 ea. 1/4" x 1/2" Tapered Steel Sleeves, 2 ea. 1/4-20 Rivnut Inserts.	\$13.00
6RHD	2 ea. 5/16-18 x 1-5/8 Undersize Head FH MS, 2 ea. 1/4-20 x 1/4" Set Screws, 2 ea. 5/16" x 1/2" Tapered Steel Sleeves 2 ea. 5/16-18 Rivnut Inserts	\$16.00
8	2 ea. 1/4-20 x 1-5/8" Undersize Head FH MS, 2 ea. 1/4-20 x 3/16" Set Screws, 2 ea. 1/4" x 1/2" Tapered Steel Sleeves, 2 ea. 1/4 - 20 Knife Thread Inserts	\$9.00
8HD	2 ea. 5/16-18 x 1-5/8 Undersize Head FH MS, 2 ea. 1/4-20 x 3/16" Set Screws, 2 ea. 5/16" x 1/2" Tapered Steel Sleeves, 2 ea. 5/16 - 18 Knife Thread Inserts.	\$13.00
12	2 ea. 1" DIA Head, 1/4-20 x 2-1/4" Decorative Cap Bolts.	\$23.00
12HD	2 ea. 1" DIA Head, 5/16-18 x 2-1/4" Decorative Cap Bolts.	\$27.00
13	2 ea. 1/4-20 x 1-3/4" Undersize Head FH MS, 2 ea. 1/4-20 x 3/16" Set Screws, 2 ea. 1/4" x 1/2" Tapered Steel Sleeves, 2 ea. Bushings for 1/2" Thick Glass Door, 4 ea. Neoprene Washer	\$16.00
13HD	2 ea. 5/16-18 x 1-3/4" Undersize Head FH MS, 4 ea. 1/4-20 x 1/4" Set Screws, 2 ea. 5/16" x 1/2" Tapered Steel Sleeves, 2 ea. Bushings for 1/2" Thick Glass Door, 4 ea. Neoprene Washers.	\$20.00
15	2 ea. 1" DIA Head 1/4-20 x 1-1/8" Decorative Cap Bolts, 2 ea. Neoprene Bushings for 1/2" Thick Glass Door, 4 ea. Neoprene Washers.	\$25.00
15HD	2 ea. 1" DIA Head 1/4-20 x 1-1/8 Decorative Cap Bolts, 2 ea. Neoprene Bushings for 1/2" Thick Glass Door, 4 ea. Neoprene Washers.	\$29.00

MOUNTING OPTIONS FOR OFFSET PULL HANDLES- PUSH BAR SETS		MOUNTING TYPES		LIST PRICE ADD
TYPE	DESCRIPTION	COMMON END	FREE END	
S	Std Thru Bolt For 1-3/4" Metal, Composite or Wood Doors (Default)	5HD	1HD	N/C
D	Decorative Thru Bolt for 1-3/4" Metal, Composite or Wood Doors	5HD	12HD	\$40
M	Concealed for 1-3/4" Metal Doors	5HD	6HD	\$26
W	Concealed for 1-3/4" Composite or Wood Doors	5HD	8HD	\$43
G	Decorative Thru Bolt for 1/2" Glass Doors	13HD	15HD	\$33

## PULL PLATES

## LIST PRICE

Effective November 1, 2016

SERIES	PLATE	PULL	DESCRIPTION	605	606	612	613	628	630
862	 3-1/2" x 15" (Ref 962 Push Plate)	1B	5/8" Round Straight Pull 5-1/2" CTC	\$141.40	\$130.90	\$136.20	\$150.70	\$60.20	\$66.20
		2C	3/4" Round Straight Pull 6" CTC	\$147.80	\$137.30	\$152.30	\$167.20	\$65.90	\$76.90
		2D	3/4" Round Straight Pull 8" CTC	\$156.20	\$146.00	\$165.00	\$178.90	\$67.50	\$83.20
		3D	1" Round Straight Pull 8" CTC	\$230.70	\$220.20	\$249.00	\$261.30	\$86.50	\$133.50
		5C	1" Flat 1/2 Round Straight Pull 6" CTC	\$159.60	\$159.60	\$171.60	\$175.20	\$76.00	\$122.60
		5D	1" Flat 1/2 Round Straight Pull 8" CTC	\$184.20	\$184.20	\$196.90	\$200.60	\$81.90	\$134.60
		11	Cast Pull 5-1/2" CTC	\$118.70	\$118.70	\$137.90	\$141.60	\$66.10	\$107.60
		H3D	1" Round Straight Pull 8" CTC ADA	—	\$212.90	—	\$262.00	—	\$136.10
		H3E	1" Round Straight Pull 10" CTC ADA	—	—	—	—	—	\$146.50
		H3F	1" Round Straight Pull 12" CTC ADA	—	—	—	—	—	\$158.30
863	 4" x 16" (Ref 963 Series Push Plate)	1B	5/8" Round Straight Pull 5-1/2" CTC	\$145.90	\$142.70	\$147.20	\$153.80	—	\$67.60
		2C	3/4" Round Straight Pull 6" CTC	\$152.30	\$149.10	\$163.20	\$170.30	\$64.90	\$81.10
		2D	3/4" Round Straight Pull 8" CTC	\$158.60	\$157.90	\$175.90	\$181.90	\$66.50	\$84.60
		3D	1" Round Straight Pull 8" CTC	\$235.20	\$232.10	\$259.90	\$264.30	\$85.50	\$134.90
		5C	1" Flat 1/2 Round Straight Pull 6" CTC	\$172.00	\$172.00	\$184.30	\$188.70	\$76.50	\$125.60
		5D	1" Flat 1/2 Round Straight Pull 8" CTC	\$196.60	\$196.60	\$209.70	\$214.10	\$82.40	\$137.60
		11	Cast Pull 5-1/2" CTC	\$131.10	\$131.10	\$150.60	\$155.10	\$66.50	\$110.60
		H3D	1" Round Straight Pull 8" CTC ADA	—	\$225.50	—	\$265.10	—	\$137.50
		H3E	1" Round Straight Pull 10" CTC ADA	—	—	—	—	—	\$147.90
		H3F	1" Round Straight Pull 12" CTC ADA	—	—	—	—	—	\$159.60
865	 6"x16" (Ref 965 Series Push Plate)	5C	1" Flat 1/2 Round Straight Pull 6" CTC	—	—	—	—	—	\$146.50
		5D	1" Flat 1/2 Round Straight Pull 8" CTC	—	—	—	—	—	\$160.60
		11	Cast Pull 5-1/2" CTC	—	—	—	—	—	\$131.50
		H3F	1" Round Straight Pull 12" CTC ADA	—	—	—	—	—	\$171.00

For Mounting Options, see Page 239.

## LOCKING HARDWARE OPTIONS

DESIGNATOR	DESCRIPTION	LIST PRICE ADD
T	Thumbturn Prep	\$10
C	Cylinder Prep	\$10

## ANTIMICROBIAL COATING

DESIGNATOR	DESCRIPTION	LIST PRICE ADD
AM	Antimicrobial protected coating applied to tactile surfaces	\$36

Note: Please place antimicrobial coated orders separately, and allow 30 days for manufacturing. For additional product finishes or styles, please contact PDQ Technical Service.

## HOW TO ORDER

SERIES		FINISHES		HANDING <sup>1</sup>	
86		605 — BRIGHT BRASS 606 — SATIN BRASS 612 — SATIN BRONZE 613 — OIL RUBBED BRONZE 626 — SATIN CHROME 628 — SATIN ALUMINUM, ANODIZED 630 — SATIN STAINLESS STEEL		RH — RIGHT HAND LH — LEFT HAND	
86	3	2D	630 T	RH	1
2 — 3-1/2" X 15" 3 — 4" X 16" 5 — 6" X 16" (630 ONLY)		1B — 5/8" ROUND STRAIGHT PULL 5-1/2" CTC 2C — 3/4" ROUND STRAIGHT PULL 6" CTC 2D — 3/4" ROUND STRAIGHT PULL 8" CTC 3D — 1" ROUND STRAIGHT PULL 8" CTC H3D — 1" ROUND STRAIGHT PULL 8" CTC ADA H3E — 1" ROUND STRAIGHT PULL 10" CTC ADA H3F — 1" ROUND STRAIGHT PULL 12" CTC ADA 5C — 1" ROUND STRAIGHT PULL 6" CTC 5D — 1" ROUND STRAIGHT PULL 8" CTC 11 — CAST PULL 5-1/2" CTC		1 — TYPE 1 THRU BOLT FOR METAL, COMPOSITE OR WOOD DOOR 6 — TYPE 6 TYPE 6 SURFACE CONCEALED FOR METAL DOOR (DOOR REINFORCEMENT BY OTHERS) 6R — TYPE 6R SURFACE CONCEALED FOR METAL DOOR (RIVNUT) 8 — TYPE 8 SURFACE CONCEALED FOR WOOD DOOR (KNIFE THREAD INSERT) 12 — TYPE 12 THRU BOLT FOR METAL, COMPOSITE OR WOOD DOOR, DECORATIVE HEAD 15 — TYPE 15 THRU BOLT FOR GLASS DOOR, DECORATIVE HEAD	
PLATE		PULL		PREP FOR LOCKING HARDWARE <sup>1,2</sup>	
				MOUNTING OPTIONS <sup>3</sup>	

Ordering Examples: Standard mount for Metal Door: 86 3 2D 630 1

- Denotes factory default.

Notes:

- 1 - Handing required for Plate Size 5
- 2 - Cylinder and Thumbturn Prep not available in Plate Size 5
- 3 - For Mounting Options, see Page 241
- 4 - For Mounting Option List Price Adds, see Page 239

# FASTENER PACKS

## LIST PRICE

Effective November 1, 2016

## ACCESSORIES - FASTENER PACKS FOR DOOR PULLS

**Note: Fastener packs for 1-3/4" Steel and Composite Wood or 1/2" Thick Glass Doors. For other door thickness applications, contact PDQ Technical Service.**

PART NUMBER (SPECIFY FINISH)	OPTIONS, MOUNTING TYPE	DESCRIPTION	LIST PRICE 605, 613, 630
9001	1	2 ea. 1/4-20 x 2-1/4" FH MS, 2 ea. 1/4" Finish Washers.	\$5.00
9001HD	1HD	2 ea. 5/16-18 x 2-1/4" FH MS, 2 ea. 5/16" Finish Washers.	\$5.00
9005	5	2 ea. 1/4-20 x 2-3/4" Undersize Head FH MS, 2 ea. 1/4-20 x 3/16" Set Screws, 2 ea. 1/4" x 1/2" Tapered Steel Sleeves, 2 ea. 1/4-20 x 1/2" Threaded Insert.	\$9.00
9005HD	5HD	2 ea. 5/16-18 x 2-3/4" Undersize Head FH MS, 2 ea. 1/4-20 x 1/4" Set Screws, 2 ea. 5/16" x 1/2" Steel Sleeves, 2 ea. 1/4-20 x 1/2" Threaded Insert.	\$13.00
9006	6	2 ea. 1/4-20 x 1" Undersize Head FH MS, 2 ea. 1/4-20 x 3/16" Set Screws, 2 ea. 1/4" x 1/2" Tapered Steel Sleeves.	\$9.00
9006HD	6HD	2 ea. 5/16-18 x 1" Undersize Head FH MS, 2 ea. 1/4-20 x 1/4" Set Screws, 2 ea. 5/16" x 1/2" Tapered Steel Sleeves.	\$13.00
9006R	6R	2 ea. 1/4-20 x 1-3/4" Undersize Head FH MS, 2 ea. 1/4-20 x 3/16" Set Screws, 2 ea. 1/4" x 1/2" Tapered Steel Sleeves, 2 ea. 1/4-20 Rivnut Inserts.	\$13.00
9006RHD	6RHD	2 ea. 5/16-18 x 1-5/8 Undersize Head FH MS, 2 ea. 1/4-20 x 1/4" Set Screws, 2 ea. 5/16" x 1/2" Tapered Steel Sleeves, 2 ea. 5/16-18 Rivnut Inserts	\$16.00
9008	8	2 ea. 1/4-20 x 1-5/8" Undersize Head FH MS, 2 ea. 1/4-20 x 3/16" Set Screws, 2 ea. 1/4" x 1/2" Tapered Steel Sleeves, 2 ea. 1/4 - 20 Knife Thread Inserts	\$9.00
9008HD	8HD	2 ea. 5/16-18 x 1-5/8 Undersize Head FH MS, 2 ea. 1/4-20 x 3/16" Set Screws, 2 ea. 5/16" x 1/2" Tapered Steel Sleeves, 2 ea. 5/16 - 18 Knife Thread Inserts.	\$13.00
9012	12	2 ea. 1" DIA Head, 1/4-20 x 2-1/4" Decorative Cap Bolts.	\$23.00
9012HD	12HD	2 ea. 1" DIA Head, 5/16-18 x 2-1/4" Decorative Cap Bolts.	\$27.00
9013	13	2 ea. 1/4-20 x 1-3/4" Undersize Head FH MS, 2 ea. 1/4-20 x 3/16" Set Screws, 2 ea. 1/4" x 1/2" Tapered Steel Sleeves, 2 ea. Bushings for 1/2" Thick Glass Door, 4 ea. Neoprene Washer.	\$16.00
9013HD	13HD	2 ea. 5/16-18 x 1-3/4" Undersize Head FH MS, 4 ea. 1/4-20 x 1/4" Set Screws, 2 ea. 5/16" x 1/2" Tapered Steel Sleeves, 2 ea. Bushings for 1/2" Thick Glass Door, 4 ea. Neoprene Washers.	\$20.00
9015	15	2 ea. 1" DIA Head 1/4-20 x 1-1/8" Decorative Cap Bolts, 2 ea. Neoprene Bushings for 1/2" Thick Glass Door, 4 ea. Neoprene Washers.	\$25.00
9015HD	15HD	2 ea. 1" DIA Head 1/4-20 x 1-1/8 Decorative Cap Bolts, 2 ea. Neoprene Bushings for 1/2" Thick Glass Door, 4 ea. Neoprene Washers.	\$29.00

**Ordering example: 9001 630 Parts discount applies**

## QUICK REFERENCE GUIDE

PULL TYPE	DESCRIPTION	MOUNTING OPTIONS															
		1	1HD	5	5HD	6	6HD	6R	6RHD	8	8HD	12	12HD	13	13HD	15	15HD
1B	5/8" Round Straight Pull 5-1/2" CTC	X	—	—	—	—	—	—	—	—	—	X	—	—	—	X	—
2C	3/4" Round Straight Pull 6" CTC	X	—	—	—	X	—	X	—	X	—	X	—	—	—	X	—
22C	3/4" Round Straight BTB Pull 6" CTC	—	—	X	—	—	—	—	—	—	—	—	—	X	—	—	—
2D	3/4" Round Straight Pull 8" CTC	X	—	—	—	X	—	X	—	X	—	X	—	—	—	X	—
22D	3/4" Round Straight BTB Pull 8" CTC	—	—	X	—	—	—	—	—	—	—	—	—	X	—	—	—
3D	1" Round Straight Pull 8" CTC	—	X	—	—	—	X	—	X	—	X	—	X	—	—	—	X
33D	1" Round Straight BTB Pull 8" CTC	—	—	—	X	—	—	—	—	—	—	—	—	—	X	—	—
H3D	1" Round Straight Pull 8" CTC ADA	—	X	—	—	—	X	—	X	—	X	—	X	—	—	—	X
H33D	1" Round Straight BTB Pull 8" CTC ADA	—	—	—	X	—	—	—	—	—	—	—	—	—	X	—	—
H3E	1" Round Straight Pull 10" CTC ADA	—	X	—	—	—	X	—	X	—	X	—	X	—	—	—	X
H33E	1" Round Straight BTB Pull 10" CTC ADA	—	—	—	X	—	—	—	—	—	—	—	—	—	X	—	—
H3F	1" Round Straight Pull 12" CTC ADA	—	X	—	—	—	X	—	X	—	X	—	X	—	—	—	X
H33F	1" Round Straight BTB Pull 12" CTC ADA	—	—	—	X	—	—	—	—	—	—	—	—	—	X	—	—
5C	1" 1/2 Round Straight Pull 6" CTC	X	—	—	—	—	—	—	—	—	—	X	—	—	—	—	—
5D	1" 1/2 Round Straight Pull 8" CTC	X	—	—	—	—	—	—	—	—	—	X	—	—	—	—	—
9E	1" Round Offset Pull Handle 10" CTC	—	X	—	—	—	X	—	X	—	X	—	X	—	—	—	X
99E	1" Round Offset Pull Handle BTB 10" CTC	—	—	—	X	—	—	—	—	—	—	—	—	—	X	—	—
11	Cast Pull 5-1/2" CTC	X	—	—	—	—	—	—	—	—	—	X	—	—	—	—	—
12	Cast Pull, Surface Mount, 5-1/2" CTC	X	—	—	—	—	—	—	—	—	—	X	—	—	—	—	—

# 980 SERIES DOOR PROTECTION PLATES

## LIST PRICE

Effective November 1, 2016



- Exclusive laser cutting process provides a rounded edge as standard.
- Optional Pencil/Polish process provides a heavy beveled type edge.
- Provides protection for the bottom of the door from scuffing due to foot traffic or cleaning maintenance
- Recommended for all doors especially when using a door closer.

### SPECIFICATIONS:

<b>MATERIAL:</b>	• Stainless Steel, Brass, Aluminum
<b>THICKNESS:</b>	• 0.050"
<b>MOUNTING FASTENERS:</b>	• #6 x 5/8 OH PH SMS
<b>FINISHES:</b>	• 605 (US3) Bright Brass and 613 (US10B), 628 (US28) Aluminum, • 630 (US32D) Satin Stainless Steel

## COMMON SIZE DOOR PROTECTION PLATES

MODEL (SPECIFY FINISH)	DESCRIPTION	QTY PER BOX	LIST PRICE			
			605	613	628	630
980 0634	Mop Plate 0.050" thick x 6"H x 34"W	10	—	—	—	<b>\$53.86</b>
980 0828	Kick Plate 0.050" thick x 8"H x 28"W	10	—	—	—	\$56.22
980 0834	Kick Plate 0.050" thick x 8"H x 34"W	10	\$182.51	\$193.99	\$50.70	<b>\$68.27</b>
980 08345	Kick Plate 0.050" thick x 8"H x 34 - 1/2" W	10	—	—	—	\$69.28
980 0835	Kick Plate 0.050" thick x 8"H x 35" W	10	—	—	—	\$70.28
980 1034	Kick Plate 0.050" thick x 10"H x 34"W	10	—	—	—	<b>\$85.34</b>
980 10345	Kick Plate 0.050" thick x 10"H x 34-1/2"	10	—	—	—	\$87.75
980 1035	Kick Plate 0.050" thick x 10"H x 35" W	10	—	—	—	\$86.60
980 1040	Kick Plate 0.050" thick x 10"H x 40"W	10	—	—	—	\$100.40
980 1041	Kick Plate 0.050" thick x 10"H x 41"W	10	—	—	—	\$102.91
980 1046	Kick Plate 0.050" thick x 10"H x 46"W	10	—	—	—	\$115.46
980 3434	Armour Plate 0.050" thick x 34"H x 34"W	—	—	—	—	\$306.34

Notes: 1) List price per standard case quantities. When ordering less than the standard case qty, add \$10 lot charge for handling and packaging.

2) Bolded list prices denotes Quick Ship Items.

3) To calculate the List Price for a Door Protection Plate not in the table above, use the following formula:

Example: Plate size: .050" thick x 12" H x 42" W

Finish: 630 Stainless Steel

List Price = Plate width x height x list price per 100 sq. in. (from the table below) ÷ 100

= 12 x 42 x 25.10 ÷ 100

= \$126.50

4) When ordering a Plate not shown in the table above, please contact PDQ Customer Service for price and lead-time.

5) When ordering Armor Plates, add \$50 lot charge for handling and packaging.

LIST PRICE (\$ PER 100 SQ. IN.)					OPTIONS - LIST PRICE ADDS	
HEIGHT (UP TO 48" WIDTH)	FINISH				BV – Heavy Polish/Pencil Beveled Type Edge 4 Side	CS – Counter Sunk Holes
	605	613	628	630		
UNDER 8"	See Note	See Note	See Note	\$26.40	\$6.00	\$6.00
8" UP 16"	\$67.10	\$71.32	18.64	\$25.10	\$8.00	\$8.00
16" UP TO 48"	See Note	See Note	See Note	\$26.50	\$24.00	\$24.00

Note: Contact PDQ Customer Service for price and lead-time

## HOW TO ORDER

SERIES		WIDTH		OPTIONS EDGE TREATMENT	
980		EXAMPLES: 34 — 34" 345 — 34 - 1/2" 46 — 46"		BV — HEAVY BEVELED EDGE, 4 SIDES	
980	06	34	630	—	—
EXAMPLES: 06 — 6" 10 — 10"		605 BRIGHT BRASS 613 OIL RUBBED BRONZE 628 SATIN ALUMINUM, ANODIZED 630 SATIN STAINLESS STEEL		CS — COUNTERSUNK HOLES	
HEIGHT		FINISH		MOUNTING HOLES	

Ordering Example: 980 06 34 630

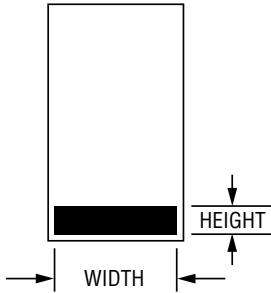


# 980 SERIES DOOR PROTECTION PLATES

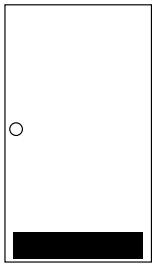
**LIST PRICE**

Effective November 1, 2016

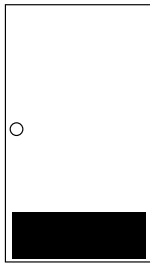
## SELECTION GUIDE




## TYPES



**MOP PLATE**  
UP TO 6" H  
X 48" W



**KICK PLATE**  
6" TO 12" H  
X 48" W



**ARMOR PLATE**  
UP TO 48" H  
X 48" W AND  
AVAILABLE IN  
MOST FINISHES

### General Guidelines for Determining Plate Width:

For Push Side of Door: Use 2" less than the total width of the door.

For Pull Side of the Door: Use 1-1/2" less than the total width of the door.




















MODEL (SPECIFY FINISH)	DESCRIPTION	QTY PER BOX	FINISH N/A	LIST PRICE					
				605	613	619	625	626	630
 101	Wall Stop - Convex Bumper ANSI Type L02101	50	—	\$10.10	\$10.10	—	\$10.10	\$8.70	\$6.50
 102	Wall Stop - Concave Bumper ANSI Type L02251	50	—	\$10.10	\$10.10	—	\$10.10	\$8.70	\$6.50
 106	Wall Stop - Adhesive Backed	50	\$3.90	—	—	—	—	—	—
 107	Door Stop - Heavy Duty ANSI Type L02021	5	—	\$52.30	\$52.30	—	—	\$43.50	—
 108	Door Stop - Heavy Duty with Keeper ANSI Type L01351	5	—	\$76.40	\$78.40	—	—	\$43.50	—
 109	Door Stop ANSI Type L02031	5	—	\$19.10	—	—	—	\$18.20	—
 110	Door Stop - Aluminum ANSI Type L02031	15	—	\$6.10	\$6.20	\$6.00	\$6.00	\$6.00	—
 112	Door Stop - Spring Base ANSI Type L02051	100	—	\$3.40	\$3.40	\$2.80	—	—	—
 115	Angled Wall Stop ANSI Type L02051	20	—	—	—	—	—	\$72.00	—
 119	Door Holder with Stop	20	—	—	—	—	—	\$96.30	—
 220	Universal Dome Stop ANSI Type L02141 for plastic anchors ANSI Type L20161 for lead anchors	20	—	—	—	—	—	\$19.60	—
 221	Floor Stop - Low Dome ANSI Type L02141	50	—	\$14.30	\$14.30	—	\$14.30	\$12.60	—
 222	Floor Stop - High Dome ANSI Type L02061	50	—	\$15.00	\$15.00	—	\$15.00	\$13.80	—
 223	Floor Stop - Riser ANSI Type L02141	50	—	—	—	—	—	\$6.00	—
 224	Floor Stop - Offset ANSI Type L02181	10	—	—	\$39.90	—	—	\$38.20	—
 225	Floor Stop - Offset ANSI Type L02181	10	—	—	\$43.60	—	—	\$41.05	—
 226	Floor Stop - Offset with Hold Open ANSI Type L01371	5	—	—	\$63.20	—	—	\$61.10	—
 227	Floor Stop ANSI Type L02131	5	—	\$44.60	\$52.10	—	—	\$39.80	—
 228	Floor Stop - with Keeper ANSI Type L01371	5	—	\$68.30	\$67.60	—	—	\$54.20	—
 229	Stop ANSI Type L02131	10	—	\$51.20	\$51.80	—	—	\$48.80	—
 230	Stop ANSI Type L02131	10	—	\$48.30	\$48.30	—	—	\$47.10	—
 231	Floor Stop, Low Profile	25	—	\$29.30	\$30.30	—	—	\$22.40	—
 232	Floor Stop	25	—	\$42.30	\$42.30	—	—	\$31.70	—
 233	Floor Stop	10	—	—	—	—	—	\$24.50	—

Ordering example: 101 630








## GENERAL HARDWARE

## LIST PRICE

Effective November 1, 2016

MODEL (SPECIFY FINISH)	DESCRIPTION	QTY PER BOX	LIST PRICE					
			605	613	625	626	689	695
 240	Kick Down - 4" ANSI Type L01382	10	—	—	—	—	\$22.00	\$22.00
 241	Kick Down - 5" ANSI Type L01382	10	—	—	—	—	\$26.00	\$26.00
 242	Kick Down - 4" ANSI Type L01382	10	\$46.30	\$46.30	—	\$39.20	—	—
 243	Kick Down - 5" ANSI Type L01382	10	\$50.40	\$50.40	—	\$48.20	—	—
 245	Hinge Stop - 5" ANSI Type L02223	100	—	—	—	\$7.20	—	—
 350	Roller Stop, 4-1/2" ANSI Type L02191	10	\$51.20	\$54.30	—	\$42.30	—	—
 351	Roller Stop, 6-1/2" ANSI Type L02191	10	\$58.60	\$59.30	—	\$51.50	—	—
 352	Roller Stop, Curved ANSI Type L02211	10	\$53.40	\$56.20	—	\$46.30	—	—
 571	Roller Latch with T Strike ANSI Type E09101	5	\$54.60	\$55.40	—	\$49.40	—	—
 572	Roller Latch with ASA Strike	5	\$63.40	\$68.90	—	\$56.40	—	—
 573	Roller Latch with Full Lip Strike	5	\$62.50	\$65.40	—	\$54.90	—	—
 574	Roller Latch with Angle Stop ANSI Type E09111	10	—	—	—	\$84.40	—	—
 575	Roller Latch with Strike	10	\$20.80	\$21.20	—	\$19.20	—	—
 577	Ball Catch Adjustable	10	\$17.60	\$19.50	—	\$16.40	—	—
 578	Door Guard	10	\$48.60	\$49.30	\$49.30	\$46.30	—	—
 582	Latch Protector	20	—	—	—	—	\$22.00	\$22.00
 583	Latch Protector with 3-3/8" DIA Notched	20	—	—	—	—	\$22.00	\$22.00
 584	12" Interlock Latch Protector	20	—	—	—	—	\$22.40	\$22.40

Ordering example: 101 630

MODEL (SPECIFY FINISH)	DESCRIPTION	QTY PER BOX	LIST PRICE				
			FINISH N/A	605	613	625	626
 901	Coat Hook - Medium ANSI Type L03111	10	—	—	—	—	\$22.40
 902	Wardrobe Hook - Small ANSI Type L03111	10	—	—	—	—	\$19.00
 904	Silencer - Metal Doors (Must be ordered in multiples of 100.) ANSI Type L03111	100	\$22.10	—	—	—	—
 905	Silencer - Wood Doors (Must be ordered in multiples of 100.) ANSI Type 03121	100	\$34.60	—	—	—	—
 906	Door Viewer - 160 degrees UL ANSI Type 03222	25	—	\$16.20	\$19.20	\$16.20	—
 95572	Strike, Roller Latch - ASA	25	—	\$20.00	\$20.00	—	\$20.00
 95673	Strike, Roller Latch - Full Lip	50	—	\$20.00	\$20.00	—	\$20.00

Ordering example: 101 630

# COMMERCIAL HINGES

## SPECIFICATIONS

### MATERIALS:

### PACKAGING:

### FASTENERS:

### CERTIFICATIONS, LISTINGS, COMPLIANCES:

### WARRANTY:



**LIST PRICE**  
Effective November 1, 2016

**HINGES**  
COMMERCIAL HINGES



**PLAIN BEARING  
STANDARD WEIGHT**



**2 BALL BEARING  
STANDARD WEIGHT**



**4 BALL BEARING  
HEAVY WEIGHT**



**SPRING HINGE  
STANDARD WEIGHT**



**POWER TRANSFER  
STANDARD OR  
HEAVY WEIGHT**

- **STEEL** — Applications: Interior doors, non-corrosive environments.
- **STAINLESS STEEL** — Applications: Exterior, doors, corrosive environments
- Qty Of Hinges Per Individual Carton:  
3ea For Plain, 2 Ball Bearing and 4 Ball Bearing Hinges  
3ea For Spring Hinges  
1ea for Electrified Hinges
- Qty Of Hinges Per Master Carton:  
48ea For Plain, 2 Ball Bearing and 4 Ball Bearing Hinges
- All hinges packed with Machine Screws (12-24 x 1/2" FHMS)  
and Wood Screws (12 x 1-1/4" FHWS)
- Conforms with the requirements of NFPA 80-2010, Section 6.4.3.1.
- Certified to ANSI/BHMA A156.1-2013:  
— Grade 1, 4 Ball Bearing (HB) 2,500,000 cycles  
— Grade 2, 2 Ball Bearing (BB) 1,500,000 cycles  
— Grade 3, Plain Bearing (PL) 350,000 cycles  
— Electrified hinges tested to over 100,000 cycles
- UL 10C Listed:  
— SH Series Spring Hinges  
— EL Series Electrified Hinges
- Five (5) year limited warranty

## CROSS REFERENCE










HINGE DESCRIPTION	PDQ	ANSI	BOMMER	HAGER	MCKINNEY	PBB	STANLEY
Plain Bearing, Standard Weight – Steel	35STPL	A8133	5000	1279	T2714	PB81	F179
				EC1100	MP79		
2 Ball Bearing, Standard Weight – Steel	35STBB	A8112	BB5000	BB1279	TA2714	BB81	FBB179
				ECBB1100	MPB79		
2 Ball Bearing, Standard Weight – Stainless Steel	35SSBB	A5112	BB5002	BB1191	TA2314	BB51	FBB191
				(630/32D)	(630/32D)		
4 Ball Bearing, Heavy Weight – Steel	35STHB	A8111	BB5004	BB1168	T4A3786	4B81	FBB168
				ECBB1102	MPB68		
4 Ball Bearing, Heavy Weight – Stainless Steel	35SSHB	A5111	BB5006	BB1199	T4A3386	4B51	FBB199
				ECBB1103	MPB68		
Spring Hinge, Self Closing – Steel	35STSH	K8107-1F	LB4310C	1250	1502	SP81	2060R
				EC1105	MPS60		








# HINGES

## LIST PRICE

Effective November 1, 2016

FULL MORTISE HINGES	DESCRIPTION	QTY OF HINGES PER INDIVIDUAL CARTON	FINISH ANSI (US)	PDQ HINGE MODEL	LIST PRICE PER HINGE
PLAIN BEARING					
	5 Knuckle Base Material: Steel Size: 4" x 4" Hinge Weight: Standard Frequency of Use: Low Thickness: .130" ± .005" Certified to ANSI 8133	3ea	600 (P)	35 ST PL 4040 600	\$10.70
			626 (US26D)	35 ST PL 4040 626	\$10.90
	5 Knuckle Base Material: Steel Size: 4-1/2" x 4-1/2" Hinge Weight: Standard Frequency of Use: Low Thickness: .130" ± .005" Certified to ANSI 8133	3ea	600 (P)	35 ST PL 4545 600	\$11.50
			613 (10B)	35 ST PL 4545 613	\$13.70
			619(US15)	35 ST PL 4545 619	\$11.50
			626 (US26D)	35 ST PL 4545 626	\$11.50
2 BALL BEARING					
	5 Knuckle Base Material: Steel Size: 4-1/2" x 4" Hinge Weight: Standard Frequency of Use: Medium Thickness: .134" ± .005" Certified to ANSI A8112	3ea	626 (US26D)	35 ST BB 4540 626 NRP	\$12.70
	5 Knuckle Base Material: Steel Size: 4-1/2" x 4-1/2 " Hinge Weight: Standard Frequency of Use: Medium Thickness: .134"" ± .005" Certified to ANSI A8112	3ea	600 (P)	35 ST BB 4545 600 NRP	\$13.20
			605 (US3)	35 ST BB 4545 605 NRP	\$18.90
			613 (US10B)	35 ST BB 4545 613 NRP	\$17.75
			619(US15)	35 ST BB 4545 619 NRP	\$13.10
			626 (US26D)	35 ST HB 4545 626 NRP	\$13.10
	5 Knuckle Base Material: Stainless Steel Size: 4" x 3-1/2" Hinge Weight: Standard Frequency of Use: Medium Thickness: .134" ± .005" Certified to ANSI A5112	3ea			
			630 (US32D)	35 SS BB 4035 630 NRP	\$32.00
	5 Knuckle Base Material: Steel with Steel Pin Size: 4" x 4" Hinge Weight: Standard Frequency of Use: Medium Thickness: .134" ± .005" Certified to ANSI A5112	3ea	630 (US32D)	35 SS BB 4040 630 NRP	\$36.00
	5 Knuckle Base Material: Stainless Steel Size: 4-1/2" x 4" Hinge Weight: Standard Frequency of Use: Medium Thickness: .134" ± .005" Certified to ANSI A5112	3ea	630 (US32D)	35 SS BB 4540 630 NRP	\$42.00
	5 Knuckle Base Material: Stainless Steel Size: 4-1/2" x 4-1/2" Hinge Weight: Standard Frequency of Use: Medium Thickness: .134" ± .005" Certified to ANSI A5112	3ea	630 (US32D)	35 SS BB 4545 630 NRP	\$43.80
4 BALL BEARING					
	5 Knuckle Base Material: Steel Size: 4-1/2" x 4-1/2" Hinge Weight: Heavy Frequency of Use: High Thickness: .180" ± .005" Certified to ANSI 8111	3ea	600 (P)	35 ST HB 4545 600 NRP	\$28.80
			605 (US3)	35 ST HB 4545 605 NRP	\$32.70
			613 (US10B)	35 ST HB 4545 613 NRP	\$31.20
			619(US15)	35 ST HB 4545 619 NRP	\$29.40
			626 (US26D)	35 ST HB 4545 626 NRP	\$29.40

FULL MORTISE HINGES	DESCRIPTION	QTY OF HINGES PER INDIVIDUAL CARTON	FINISH ANSI (US)	PDQ HINGE MODEL	LIST PRICE PER HINGE
4 BALL BEARING					
	5 Knuckle Base Material: Steel Size: 5" x 4-1/2" Hinge Weight: Heavy Frequency of Use: High Thickness: .180" ± .005" Designed to meet ANSI 8111	3ea	626 (26D)	35 ST HB 5045 626 NRP	\$34.00
	5 Knuckle Base Material: Stainless Steel Size: 4-1/2" x 4-1/2" Hinge Weight: Heavy Frequency of Use: High Thickness: .180" ± .005" Designed to meet ANSI 5111	3ea	630 (32D)	35 SS HB 4545 630 NRP	\$67.20
	5 Knuckle Base Material: Stainless Steel Size: 5" x 4-1/2" Hinge Weight: Heavy Frequency of Use: High Thickness: .180" ± .005" Designed to meet ANSI 5111	3ea	630 (32D)	35 SS HB 5045 630 NRP	\$81.60


SPRING HINGES AVAILABLE MAY 15, 2015	DESCRIPTION	QTY OF HINGES PER INDIVIDUAL CARTON	FINISH ANSI (US)	PDQ HINGE MODEL	LIST PRICE PER HINGE
2 BALL BEARING					
	3 Knuckle Base Material: Steel Size: 4-1/2" x 4-1/2" Hinge Weight: Standard Frequency of Use: Medium Thickness: .134" ± .005" Designed to meet ANSI K8107-1F	3ea	<b>NEW</b> 600 (P)	35 ST SH 4545 600	\$18.70
			613 (10B)	35 ST SH 4545 613	\$32.50
			<b>NEW</b> 619 (US15)	35 ST SH 4545 619	\$28.50
			626 (26D)	35 ST SH 4545 626	\$28.50
	3 Knuckle Base Material: Stainless Steel Size: 4-1/2" x 4-1/2" Hinge Weight: Standard Frequency of Use: Medium Thickness: .134" ± .005" Designed to meet ANSI K5107-1F	3ea	630 (32D)	35 SS SH 4545 630	\$70.50

# HINGES

## LIST PRICE

Effective November 1, 2016

## ELECTRIFIED HINGES

	FEATURES	QTY OF HINGES PER INDIVIDUAL CARTON	OPTION DESIGNATOR	DESCRIPTION	LIST PRICE ADD
 <p>UL Fire Listed for use with electrified mortise or cylindrical locks, exit devices with electric latch retraction, electric strikes, locks or exit devices with monitoring or request to exit switches</p>	<p><b>Electrical Specifications</b> Concealed electric through-wire: 50 volts AC/DC @ 3.5 amps contiguous, 16 amps pulse (maximum pulse width: 400msec., 10 sec minimum off time between pulses) Concealed electric monitor: 30 VDC @ .5 amps</p>	1ea	EL 2	Concealed electric through-wire (2 wires, 22GA)	\$685.70
			EL 4	Concealed electric through-wire (4 wires, 28GA)	\$516.00
			EL 10	Concealed electric through-wire (10 wires, 28GA)	\$685.70
			EL 24	Concealed electric through-wire (2 wires @ 22GA, 4 wires @ 28GA)	\$742.90
			ELM 3	Concealed electric monitor (3 wires, 28GA)	\$516.00
			ELM 4	Concealed electric through-wire and monitor (4 through wires and 3 monitor wires, all 28GA)	\$868.60
			ELM 6	Concealed electric through-wire and monitor (6 through wires and 3 monitor wires, all 28GA)	\$906.20
			ELM 8	Concealed electric through-wire and monitor (8 through wires and 3 monitor wires, all 28GA)	\$946.30


## HOW TO ORDER

ELECTRIFIED OPTIONS <sup>1</sup>	SERIES		STYLE		FINISH	
EL 2 – Concealed electric through-wire (2 wire, 22 ga) EL 4 – Concealed electric through-wire (4 wire, 28 ga) EL 10 – Concealed electric through-wire (10 wire, 28 ga) EL 24 – Concealed electric through-wire (2 wires @ 22 ga, 4 wires @ 28ga) ELM 3 – Concealed electric monitor (3 wire, 28 ga) ELM 4 – Concealed electric through-wire and monitor (4 through wires and 3 monitor wires, all 28GA) ELM 6 – Concealed electric through-wire and monitor (6 through wires and 3 monitor wires, all 28GA) <sup>3</sup> ELM 8 – Concealed electric through-wire and monitor (8 through wires and 3 monitor wires, all 28GA) <sup>3</sup>	35 – FULL MORTISE		PL – Plain Bearing BB – 2 Ball Bearing HB – 4 Ball Bearing SH – Spring Hinge		600 (P) — Prime Coated 605 (3) — Bright Brass 613 (10B) — Oil Rub Bronze 626 (26D) — Satin Chrome 630 (32D) — Satin Stainless Steel	
	35	ST	BB	4545	630	NRP
	ST – Steel SS – Stainless Steel		4040 – 4" X 4" 4540 – 4-1/2" X 4" 4545 – 4-1/2" X 4-1/2" 5045 – 5" x 4-1/2"		NRP – Non Removable Pin	
	MATERIAL		SIZE		SECURITY FEATURE <sup>2</sup>	

Ordering example: Plain bearing hinge: 35 ST BB 4545 630 NRP  
4 Wire Std Weight Hinge: EL 4 35 SS BB 4545 630 NRP

Notes: 1 - EL Series only available in 2 and 4 ball bearing. Includes NRP. 2 - NRP only available in 2 and 4 ball bearing. 3 - Not available in 4 ball bearing heavy weight hinges.

## ACCESSORIES

PART	DESCRIPTION	LIST PRICE
 85004	MORTAR GUARD FOR ELECTRIFIED HINGES	\$79

Parts discount applies.

## QUICK REFERENCE GUIDE

PDQ HINGE MODEL *	FINISH ANSI (US)	ANSI NUMBER*	STYLE	BASE MATERIAL	SIZE	FREQUENCY	WEIGHT	THICKNESS	SWAGING
FULL MORTISE HINGES									
35 ST PL 4040 600	600 (P)	A8133	PLAIN	STEEL	4" x 4"	LOW		.130"±.005"	2 LEAVES
35 ST PL 4040 626	626 (26D)								
35 ST PL 4545 600	600 (P)								
35 ST PL 4545 613	613 (10B)								
35 ST PL 4545 626	626 (26D)								
35 ST BB 4545 600 NRP	600 (P)	A8112 w/NRP	2 BALL BEARING	STEEL	4-1/2" x 4-1/2"	MEDIUM	STANDARD	.134"±.005"	
35 ST BB 4545 605 NRP	605 (3)								
35 ST BB 4545 613 NRP	613 (10B)								
35 ST BB 4545 626 NRP	626 (26D)								
35 ST BB 4540 626 NRP									
35 SS BB 4035 630 NRP	630 (32D)	A5112 w/NRP		STAINLESS STEEL	4" x 3-1/2"				
35 SS BB 4040 630 NRP					4" x 4"				
35 SS BB 4540 630 NRP					4-1/2 x 4"				
35 SS BB 4545 630 NRP									
35 ST HB 4545 600 NRP	600 (P)	A8111 w/NRP	4 BALL BEARING	STEEL	4-1/2" x 4-1/2"	HIGH	HEAVY	.180" ±.005"	
35 ST HB 4545 605 NRP	605 (3)								
35 ST HB 4545 613 NRP	613 (10B)								
35 ST HB 4545 626 NRP	626 (26D)								
36 ST HB 5045 626 NRP					5" x 4-1/2"				
35 SS HB 4545 630 NRP	630 (32D)	A5111 w/NRP		STAINLESS STEEL	4-1/2" x 4-1/2"				
35 SS HB 5045 630 NRP					5" x 4-1/2"				
SPRING HINGES									
35 ST SH 4545 613	613 (10B)	K8107-1F		STEEL	4-1/2" x 4-1/2"	MEDIUM	STANDARD	.134+- .005	2 LEAVES
35 ST SH 4545 613	613 (10B)								
35 ST SH 4545 626	626 (26D)								
35 SS SH 4545 630	630(32D)	K5107-1F		STAINLESS STEEL					
ELECTRIFIED HINGES									
See Full Mortise Hinge Table above, 2 and 4 Ball Bearing Series.									

\*NRP = Non-Removable Pin

THIS PAGE LEFT BLANK INTENTIONALLY



# SLIDING DOOR HARDWARE NEW

**LIST PRICE**  
Effective November 1, 2016

SLIDING DOOR HARDWARE



## CONFIGURATIONS:

- Single
- Bi-parting

## INSTALLATION:

- Side Wall Mount (only)

## PERFORMANCE:

- Meets ANSI/BHMA 156.14 Grade 1 Standard (100,000 cycles)

## FEATURES:

- Exclusive *WALLSAVER™* Soft Close stop design. Specify option SC.
- Max door weight: 220 lbs
- Nylon coated rollers
- Grade 304 Stainless Steel components
- Finish: 630 satin stainless steel

## STANDARD KIT INCLUDES:

- 1 ea Track (specify length)
- 2 ea Wall Brackets
- 2 ea Track Stops
- 2 ea Top Mount Hangers with Anti-jump pins
- 1 ea Wood Guide
- Installation fasteners

## HOW TO ORDER

SERIES		HANGER TYPE		FINISH	
STS — SLIDING TRACK SYSTEM		171 — TOP MOUNT , SINGLE ROLLER		630 — SATIN STAINLESS STEEL	
<b>STS</b>	<b>W</b>	<b>171</b>	<b>78</b>	<b>630</b>	<b>—</b>
W — WOOD		78 — 78-3/4" FOR 36" WIDE DOOR 98 — 98-7/16 " FOR 48" WIDE DOOR		SC — SOFT CLOSE	
DOOR MATERIAL		TRACK (SPECIFY LENGTH		OPTIONS	

Ordering Examples: Kit for Wood Door: STS W 171 78 630

Kit for Wood Door with Soft Close: STS W 171 78 630 SC

MODEL	DESCRIPTION	LIST PRICE
STS W 171 78 630	Sliding Door Hardware for 36" Wood Door,	\$750
STS W 171 98 630	Sliding Door Hardware for 48" Wood Door,	\$784

## OPTIONS

OPTION DESIGNATOR	DESCRIPTION	LIST PRICE ADD
SC	Soft Close	\$145

Parts discount applies



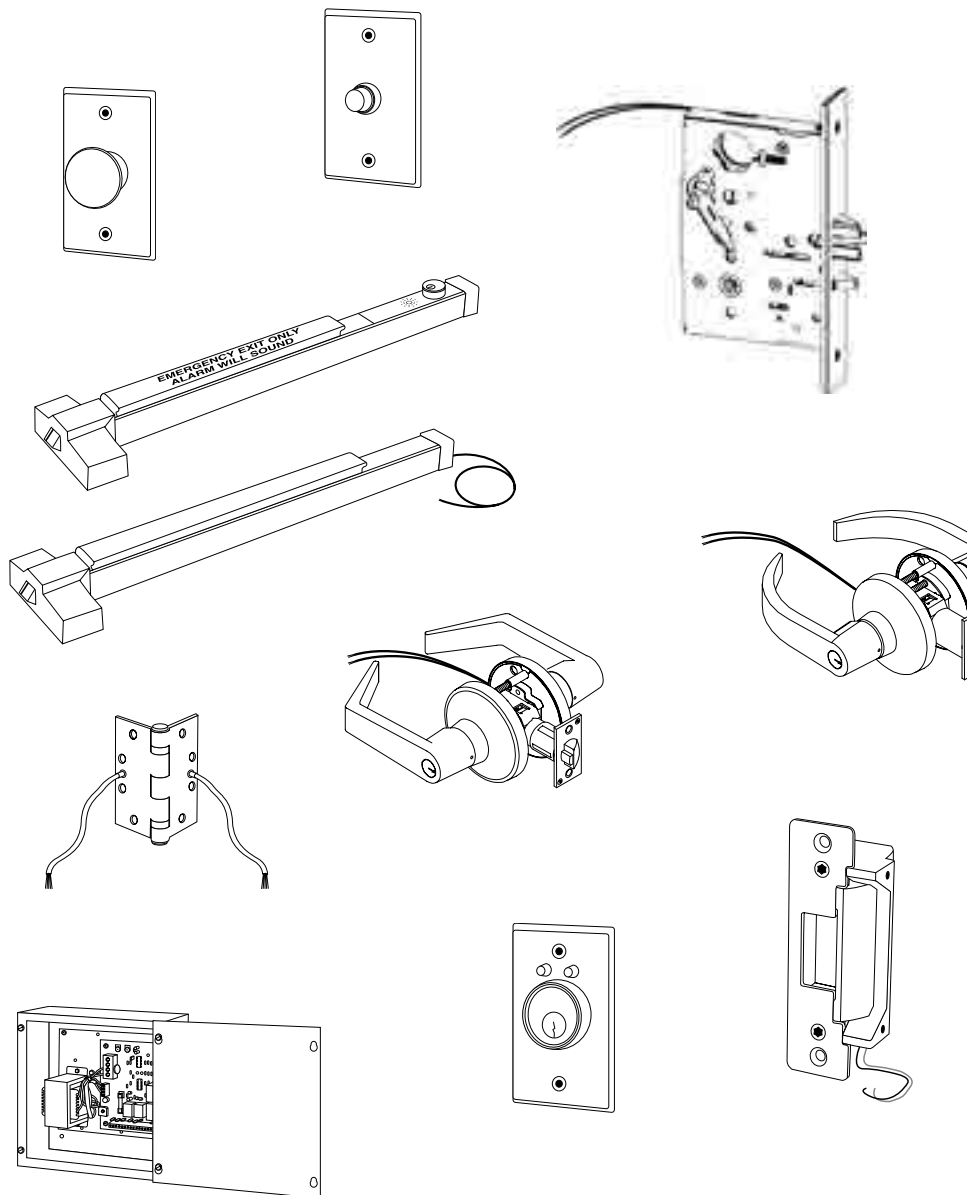
THIS PAGE LEFT BLANK INTENTIONALLY

# ELECTRONIC ACCESS CONTROL



**LIST PRICE**  
Effective November 1, 2016

**ELECTRONIC ACCESS CONTROL**




## MR SERIES ELECTRIFIED MORTISE LOCKS

LIST PRICE

Effective November 1, 2016

## ELECTRIFIED MORTISE LOCKS

- Motorized locking/unlocking.  
**FAIL SECURE** – Outside trim is UNLOCKED when power is ON, and LOCKED when power is OFF. Lockset will lock in the event of a power failure.  
**FAIL SAFE** – Outside trim is LOCKED when power is ON, and UNLOCKED when power is OFF. Lockset will unlock in the event of a power failure.
- Field changeable from FAIL SECURE to FAIL SAFE.
- Built around PDQ's world class MR series mortise lock chassis platform.
- Designed for AC or DC input voltage. No need to select voltage when specifying or ordering.
- Under U.S. law, qualifies for Made in U.S.A., of U.S. and imported parts.
- Meets requirements of the Buy American Act.



**MR199A Electrified Storeroom**  
**MR200 Electrified Institutional**

Innovative motor drive controls FAIL SECURE or FAIL SAFE locking mode.

## HOW TO ORDER

SERIES	FUNCTION	TRIM	FINISH	HANDING	SWITCHING OPTIONS	DOOR THICKNESS	STRIKE	CYLINDER OR HOUSING	KEYWAY	KEYING
MR	199A or 200	ALL F, J AND JW SERIES TRIM	626	RH	REX	134	ASA	D	SCC	KD

## NOTES:

- 1 - PDQ Electrified Function 199A = PDQ Function MR115 Storeroom (ANSI F07) + Motorized Fail Secure/Fail Safe, Single Cylinder
- 2 - PDQ Electrified Function 200 = PDQ Function MR138 Institutional (ANSI F30) + Motorized Fail Secure/Fail Safe, Double Cylinder
- 3 - Factory Default: Fail Secure
- 4 - For Split Finishes, Contact PDQ Customer Service
- 5 - Compatible with all F, J and JW Series trim, any Sectional or Escutcheon.

D — Default  
L — Less Cylinder  
SF6 — SFIC w/Core, 6 Pin  
SF7 — SFIC w/Core, 7 Pin  
LF — Schalgé® Compatible LFIC w/Core  
SFL — SFIC Housing less core  
LFL — Schalgé® Compatible LFIC Housing less core

## F TRIM

ANSI NO.	PDQ FUNCTION	DESCRIPTION	626	SECTIONAL 605/606/612/613/625	626	ESCUTCHEON 605/606/612/613/625
	199A	Electrified Storeroom	\$1102.00	\$1142.00	\$1132.00	\$1172.00
	200	Electrified Institutional	\$1177.00	\$1217.00	\$1207.00	\$1247.00

List prices shown include conventional cylinder or SFIC housing. For LFIC housing, add \$8 to list price.

## J AND JW TRIM

ANSI NO.	PDQ FUNCTION	DESCRIPTION	SECTIONAL 630	ESCUTCHEON 630
	199A	Electrified Storeroom	\$982.00	\$1012.00
	200	Electrified Institutional	\$1057.00	\$1087.00

List prices shown include conventional cylinder or SFIC housing. For LFIC housing, add \$8 to list price.

# MR SERIES ELECTRIFIED MORTISE LOCKS

**LIST PRICE**  
Effective November 1, 2016

**ELECTRONIC ACCESS CONTROL**  
**ELECTRIFIED MORTISE LOCKS**

## OPTIONS

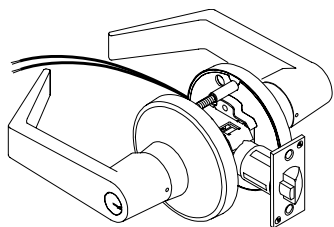
OPTIONS	DESCRIPTION	LIST PRICE ADD
LM	Latch Bolt Monitor	\$160
REX	Request to Exit	\$320

Parts discount applies

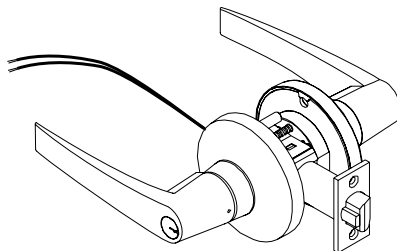
## GT SERIES ELECTRIFIED CYLINDRICAL LOCKS

LIST PRICE

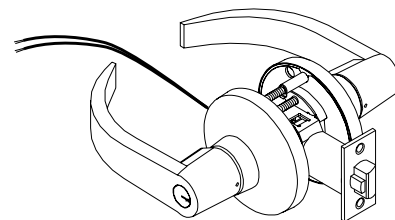
Effective November 1, 2016



PHILADELPHIA (PHL) LEVER



MIAMI (MIA) LEVER



BOSTON (BSN) LEVER

## HOW TO ORDER

FUNCTION		VOLTAGE		FINISH		SWITCH OPTIONS		STRIKE		CYLINDER OR HOUSING		KEYING	
⚡ 199		12V – 12 VAC/VDC 24V – 24 VAC/VDC		626		Blank REX for Request to Exit		ASA – 2-3/4" Only		D — Default L — Less Cylinder SF6 — SFIC w/Core, 6 Pin SF7 — SFIC w/Core, 7 Pin LF — Schlage® Compatible LFIC w/Core SFL — SFIC Housing less core LFL — Schlage® Compatible LFIC Housing less core		KD	
GT	⚡ 199	FS	24V	PHL IC	626	RH	REX	134	ASA	D	SCC	KD	
GT		FS – Fail Safe/Power Lock FSC – Fail Secure/Power Unlock		PHL IC – Philadelphia BSN IC – Boston MIA IC – Miami		RH				SCC – Schlage C Other – Consult Catalog			
GT		SECURITY OPTIONS		TRIM		HANDING		DOOR THICKNESS		KEYWAY			

## OPTIONS

TYPE	DESIGNATOR	DESCRIPTION	LIST PRICE ADD
SECURITY	FS	Fail Safe – latchbolt operated by lever from outside unless electrically locked	\$244.00
	FSC	Fail Secure (Default) – latchbolt operated by lever from outside when electrically unlocked	\$244.00
VOLTAGE	12V 24V	12 VAC/VDC 24 VAC/VDC (Default)	N/C N/C
SWITCHING	REX	Request to Exit	\$206.00

Parts discount applies

# 6200 AND 6202 SERIES OPTIONS


**LIST PRICE**  
Effective November 1, 2016

## ELECTRIFIED OPTIONS

OPTION DESIGNATOR	DESCRIPTION	LIST PRICE
AL	Alarm Option	\$380
LM	Latch Bolt Monitoring	\$208
MLR	Motorized Latch Retraction	\$858
SS	Signal Switch - Request to Exit or Monitoring	\$156
SS-2	Dual Signal Switch - Request to Exit and Monitoring	\$312

Parts discount applies.

## POWER SUPPLIES



### 81440 SERIES POWER SUPPLY

- Rated for simultaneous operation of 2 ea:
  - Mortise Lock functions MR199A, MR200 Fail Secure/Fail Safe Mortise Lock assemblies.
  - MLR Motorized Latch Retraction Exit Devices.
  - 6EW 199A Fail Secure/Fail Safe Escutcheon Trim assemblies
- UL 294 Listed
- Filtered and Regulated 24 VDC OUTPUT for multiple devices, 2.0A maximum load
- Locking device outputs are isolated from control switch
- Continuous 24 VDC output for devices such as keypads, motion detectors or door status indicators
- Multiple power input options
- Class 2 rated outputs

### INPUT

- 120 VAC\*, 0.9A, 50/60Hz
- 240 VAC\*, 0.6A, 50/60Hz
- Automatic input voltage detection

### OUTPUT

- Switched\*\* 24 VDC, 2.0A\* filtered and regulated
- Continuous 24 VDC, 2.0A\* filtered and regulated
- \* - 24 VDC, 2.0A maximum across all outputs
- \*\* - Isolated from continuous terminal block and surge suppressed

### PROTECTION

- Overload
- Over voltage
- Short Circuit

### ENCLOSURE DIMENSIONS

- 10" x 10" x 4"

### ENCLOSURE TYPE

- NEMA 1 screw cover junction box, interior mounting only

### ENCLOSURE WEIGHT

- 8.5 lbs

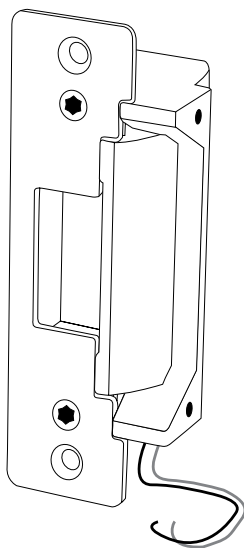
PART NUMBER	DESCRIPTION	LIST PRICE
81440	Power supply - 12/24VDC 2.0A	\$595
81450	Power supply - 12VDC 2.0A	\$375

Parts discount applies.

# ELECTRIC STRIKES

## LIST PRICE

Effective November 1, 2016



**85001 / 85003**  
**Electric Strike**

### 8501 ELECTRIC STRIKE

- Designed for use with all PDQ Grade 1 and Grade 2 Cylindrical Locks

### 85003 ELECTRIC STRIKE

- Designed for use with all PDQ MR Series Mortise Locks WITHOUT Deadbolt

### FEATURES

- Input voltage: 12-24 VD
- Field changeable from FAIL SECURE to FAIL SAFE
- Factory tested to 1,000,000 cycle

### CURRENT

- 0.28A @ 12VD
- 0.14A @ 24 VDC

### FINISH

- 630 (US32D) Satin Stainless Steel

## ELECTRIC STRIKES

Designed for use with PDQ's Grade 1 Mortise Locks, Grade 1 and 2 Cylindrical Locks

PART	DESCRIPTION	LIST PRICE
85001	For Cylindrical Locks	\$486
85003	For Mortise locks (no Deadbolt)	\$486

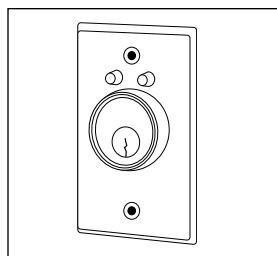
NOTE: Check with Factory for other finishes.

Parts discount applies

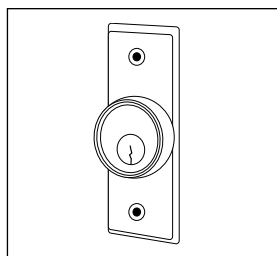


# POWER SUPPLIES, SWITCHES, PUSH BUTTONS

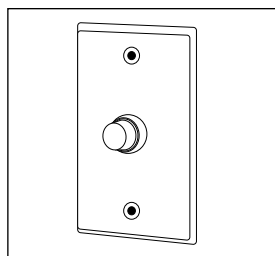
**LIST PRICE**  
Effective November 1, 2016



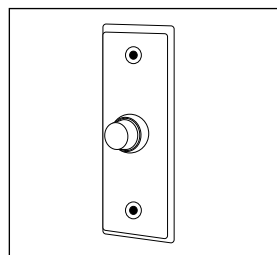
**KEY SWITCH W/LIGHTS**  
81310-2MT / 81310-2MM



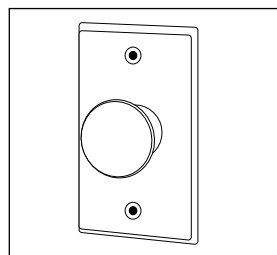
**KEY SWITCH**  
81310-4MT / 81310-4MM



**PUSH BUTTON SWITCH**  
81320-1MT / 81320-1MM



**PUSH BUTTON SWITCH**  
81320-6MT / 81320-6MM



**MUSHROOM PUSH BUTTON**  
81320-5MT / 81320-5MM

## ELECTRIFIED ACCESSORIES

PART NUMBER	DESCRIPTION	LIST PRICE 630
81310-2MT	62 Key Switch with Lights Maintained	\$290
81310-2MM	62 Key Switch with Lights Momentary	\$290
81310-4MT	62 Key Switch Narrow Maintained	\$264
81310-4MM	62 Key Switch Narrow Momentary	\$264
81320-1MT	62 Push Button Maintained	\$185
81320-1MM	62 Push Button Momentary	\$185
81320-5MT	62 Push Button Mushroom Maintained	\$282
81320-5MM	62 Push Button Mushroom Momentary	\$282
81320-6MT	62 Push Button Narrow Maintained	\$211
81320-6MM	62 Push Button Narrow Momentary	\$211




Parts discount applies

## HINGES

## LIST PRICE

Effective November 1, 2016

## ELECTRIFIED HINGES

	FEATURES	QTY OF HINGES PER INDIVIDUAL CARTON	OPTION DESIGNATOR	DESCRIPTION	LIST PRICE ADD
	<div> LISTED</div> <p>UL Fire Listed for use with electrified mortise or cylindrical locks, exit devices with electric latch retraction, electric strikes, locks or exit devices with monitoring or request to exit switches</p>	1ea	EL 2	Concealed electric through-wire (2 wires, 22GA)	\$685.70
			EL 4	Concealed electric through-wire (4 wires, 28GA)	\$516.00
			EL 10	Concealed electric through-wire (10 wires, 28GA)	\$685.70
			EL 24	Concealed electric through-wire (2 wires @ 22GA, 4 wires @ 28GA)	\$742.90
	<p><b>Electrical Specifications</b> Concealed electric through-wire: 50 volts AC/DC @ 3.5 amps contiguous, 16 amps pulse (maximum pulse width:400msec., 10 sec minimum off time between pulses)  Concealed electric monitor: 30 VDC @ .5 amps</p>		ELM 3	Concealed electric monitor (3 wires, 28GA)	\$516.00
			ELM 4	Concealed electric through-wire and monitor (4 through wires and 3 monitor wires, all 28GA)	\$868.60
			ELM 6	Concealed electric through-wire and monitor (6 through wires and 3 monitor wires, all 28GA)	\$906.20
			ELM 8	Concealed electric through-wire and monitor (8 through wires and 3 monitor wires, all 28GA)	\$946.30

## HOW TO ORDER

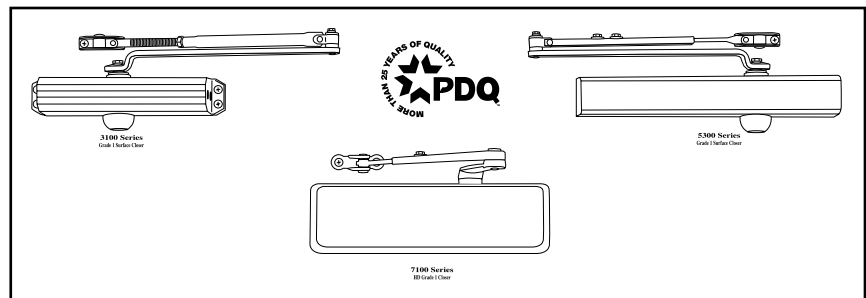
ELECTRIFIED OPTIONS <sup>1</sup>	SERIES		STYLE		FINISH	
EL 2 – Concealed electric through-wire (2 wire, 22 ga) EL 4 – Concealed electric through-wire (4 wire, 28 ga) EL 10 – Concealed electric through-wire (10 wire, 28 ga) EL 24 – Concealed electric through-wire (2 wires @ 22 ga, 4 wires @ 28ga) ELM 3 – Concealed electric monitor (3 wire, 28 ga) ELM 4 – Concealed electric through-wire and monitor (4 through wires and 3 monitor wires, all 28GA) ELM 6 – Concealed electric through-wire and monitor (6 through wires and 3 monitor wires, all 28GA) <sup>3</sup> ELM 8 – Concealed electric through-wire and monitor (8 through wires and 3 monitor wires, all 28GA) <sup>3</sup>	35 – FULL MORTISE		PL – Plain Bearing BB – 2 Ball Bearing HB – 4 Ball Bearing SH – Spring Hinge		600 (P) — Prime Coated 605 (3) — Bright Brass 613 (10B) — Oil Rub Bronze 626 (26D) — Satin Chrome 630 (32D) — Satin Stainless Steel	
	35	ST	BB	4545	630	NRP
	ST – Steel SS – Stainless Steel		4040 – 4" X 4" 4540 – 4-1/2" X 4" 4545 – 4-1/2" X 4-1/2" 5045 – 5" x 4-1/2"		NRP – Non Removable Pin	
	MATERIAL		SIZE		SECURITY FEATURE <sup>2</sup>	

Ordering example: Plain bearing hinge: 35 ST BB 4545 630 NRP  
 4 Wire Std Weight Hinge: EL 4 35 SS BB 4545 630 NRP

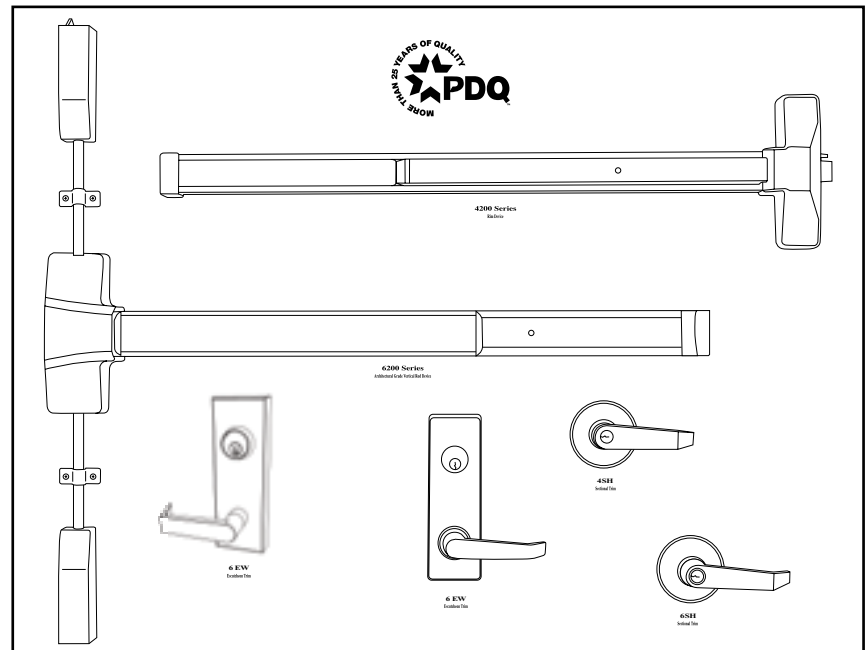
Notes: 1 - EL Series only available in 2 and 4 ball bearing. Includes NRP. 2 - NRP only available in 2 and 4 ball bearing. 3 - Not available in 4 ball bearing heavy weight hinges.

PDQ offers its customers a wide variety of display options to help their clients make an educated choice when it comes to the Door Hardware they choose. PDQ offers several unique display boards featuring our Grade 1 closer line as well as our cost effective exit devices. For the smaller showroom, we offer a select group of display blocks that feature PDQ's industry leading products that offer specifiably unique features and industry leading warranties

## PDQ DISPLAY SYSTEMS



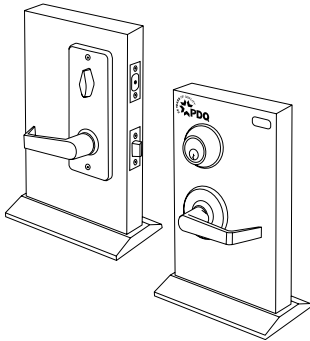
**3100, 5300 & 7100 SERIES DISPLAY  
PART NUMBER — DISP CLOSER 1**



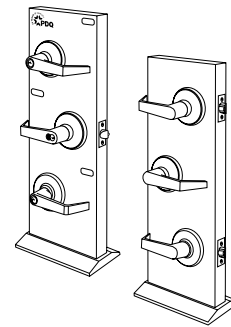
**4200 & 6200 SERIES DISPLAY  
PART NUMBER — DISP DEVICE 1**

### PDQ DISPLAY BLOCKS


DISPLAYS



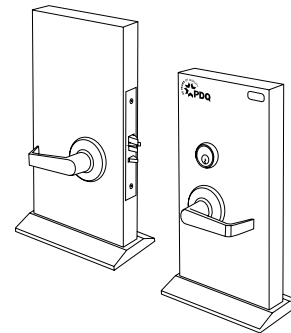
**CL SERIES DISPLAY**  
**PART NUMBER — I02500-02-05 (605)**  
**& I02500-02-07 (626)**



**XGT, GP & SD SERIES DISPLAY**  
**PART NUMBER — I02500-10-0716 (SCC 626)**  
**& I02500-10-071C (IC 626)**



**SX, SE & KM SERIES DISPLAY**  
**PART NUMBER — I02500-11-07 (626)**



**MR SERIES DISPLAY**  
**PART NUMBER — I02500-04-S07 (SECTIONAL 626)**  
**& I02500-04-E07 (ESCUTCHEON 626)**

### DISPLAYS

PART	DESCRIPTION	NET PRICE
DISP CLOSER 1	3100, 5300 & 7100 SERIES DISPLAY	\$250
DISP DEVICE 1	4200 & 6200 SERIES DISPLAY	\$500
I02500-02-05 (605)	CL SERIES DISPLAY	\$65
I02500-02-07 (626)	CL SERIES DISPLAY	\$60
I02500-10-0716 (SCC 626)	XGT, GP & SD SERIES DISPLAY	\$120
I02500-10-071C (IC 626)	XGT, GP & SD SERIES DISPLAY	\$120
I02500-11-07 (626)	SX, SE & KM SERIES DISPLAY	\$90
I02500-04-S07 (SECTIONAL 626)	MR SERIES DISPLAY	\$135
I02500-04-E07 (ESCUTCHEON 626)	MR SERIES DISPLAY	\$135

NOTE: Display prices are Net Only. No additional discount will be applied.

# WEIGHT CHART

LOCKSETS*			
Item	Function	Case Quantity	Average Weight/Case (lbs.)**
MR (Rose)	Entrance	6	45
MR (Escutcheon)	Entrance	6	46
XGT	Entrance	6	33
GT	Entrance	6	33
GP	Entrance	6	30
SD	Entrance	10	37
SX Ball	Entrance	10	32
SV Ball	Entrance	20	43
CL	Entrance	10	52
SR LV	Entrance	10	17
DEADBOLTS			
Item	Function	Case Quantity	Average Weight/Case (lbs.)**
KT Single Cylinder	116	10	19
KT Double Cylinder	137	10	22
KM Single Cylinder	116	20	41
KM Double Cylinder	137	20	54
KV Single Cylinder	116	20	26
KV Double Cylinder	137	20	35
KR Single Cylinder	116	20	26
KR Double Cylinder	137	20	35
CLOSERS			
Item	Function	Case Quantity	Average Weight/Case (lbs.)**
3100	Tri-Pack	10	61
5100	Tri-Pack	6	48
5300	Tri-Pack	6	41
5500	Tri-Pack	6	41
7100	Tri-Pack	4	50
EXIT DEVICES			
Item	Function	Case Quantity	Average Weight/Case (lbs.)**
4200R 3'	Rim	4	43
4200V 3'	Vertical	4	61
4200RA 4'	Rim	4	45
4200VA 4'	Vertical	4	67
6200R 3'	Rim	4	55
6200V 3'	Vertical	4	76
6200RA 4'	Rim	4	61
6200VA 4'	Vertical	4	82

\*Data is with PHL lever unless otherwise noted.

\*\*Add approximately 2 lbs. for fire rated device.



**Headquarters: PO Box 507 2754 Creek Hill Road Leola PA 17540  
717 656 4281 800 441 9692 717 656 6892 Fax**

**Regional Distribution Centers:  
Kansas City, MO, Salt Lake City, UT, Seattle, WA**

**Design Office: Milan, Italy**

**[www.pdqlocks.com](http://www.pdqlocks.com)**

© 2016 PDQ Industries LT1007 Rev 11-2016  
Printed in the United States of America